

COVID-19 MONTHLY UPDATE | JULY 2021

Highlights

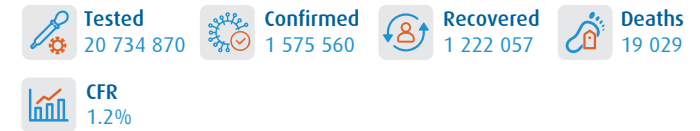
- In July 2021, a total of 1 575 560 COVID-19 cases were reported from the 22 countries of the Eastern Mediterranean Region. There was a 43% increase in overall reported cases as compared to the previous month when it was 893 881. The highest number of cases was reported from Iraq followed by Islamic Republic of Iran and Tunisia.
- During July 2021, a total of 19 029 related deaths were reported from the Region with Iraq reporting the highest number of deaths followed by Tunisia and Afghanistan. There was a 23% increase in reported deaths compared to the previous month when it was 14 742.
- Only 10 of the 22 countries in the Region reported an increase in COVID-19 cases and deaths during the month of July as compared to June.
- Since the start of the pandemic, a total of 12 608 611 confirmed COVID-19 cases including 236 576 related deaths (CFR 1.9%) were reported from the 22 countries.
- Twenty countries have reported one or more new variants of concern (VOC) in the Region: Alpha in 20 countries, Beta in 16 countries, Gamma in 4 countries and Delta in 14 countries.
- Vaccination continues across the Region. The total number of doses administered so far in the 22 countries is 137 284 568.

COVID-19 cases and deaths by EMR Countries, 29 January 2020 to 31 July 2021

Countries	July		Cumulative figures			Trend*
	New cases	New deaths	Cases	Deaths	CFR%	
Afghanistan	25 829	1726	147 985	6774	4.6	↓
Bahrain	3359	32	269 186	1384	0.5	↓
Djibouti	49	1	11 651	156	1	↓
Egypt	2980	355	284 262	16 524	5.8	↓
Islamic Republic of Iran	666 451	6366	3 871 008	90 630	2.3	↑
Iraq	280 695	1471	1 626 599	18 657	1.1	↑
Jordan	19 308	282	770 712	10 032	1.3	↑
Kuwait	41 144	351	397 831	2320	1	↓
Lebanon	16 514	55	561 380	7906	1.4	↑
Libya	59 531	350	253 436	3548	1	↑
Morocco	92 167	489	623 528	9785	1.6	↑
Occupied Palestinian territory	2694	41	345 702	3872	1.1	↓
Oman	28 025	736	296 570	3836	1.3	↓
Pakistan	76 429	1101	1 034 837	23 422	2.3	↑
Qatar	4168	11	226 239	601	0.3	↓
Saudi Arabia	38 138	418	525 730	8237	1.6	↑
Somalia	457	36	15 403	811	5	↑
Sudan	429	16	37 138	2776	7.5	↓
Syrian Arab Republic	448	38	25 963	1914	7.4	↓
Tunisia	168 653	5002	595 532	20 067	3.4	↑
United Arab Emirates	47 951	138	680 858	1949	0.3	↓
Yemen	141	14	7061	1375	19.5	↓
Total	1 575 560	19 029	12 608 611	236 576	1.9	↑

*trend refers to % changes in the cases compared to previous month

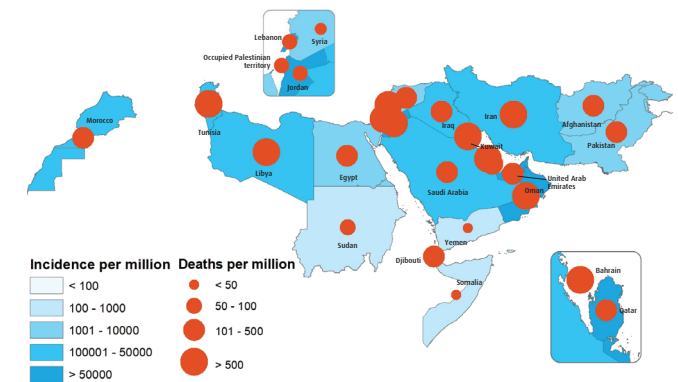
Key figures, July 2021



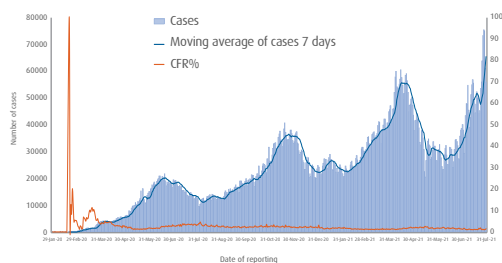
Cumulative key figures, 29 January 2020 to 31 July 2021



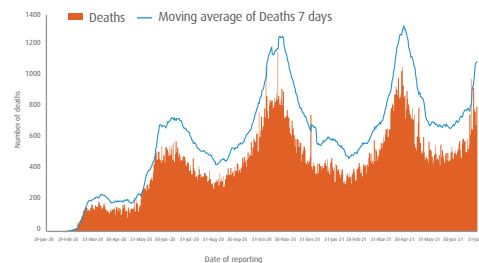
COVID-19 cases and deaths per million population in EMR, 29 January 2020 to 31 July 2021



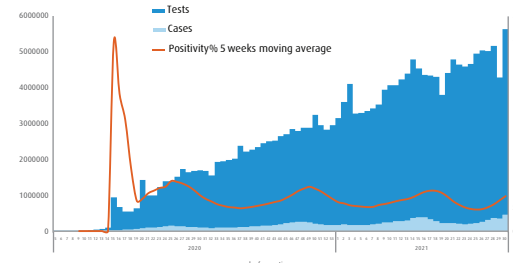
Distribution of weekly COVID-19 tested in EMR, 29 January 2020 to 31 July 2021



Distribution of daily deaths in EMR, 29 January 2020 to 31 July 2021



Distribution of weekly COVID-19 tested in EMR, 29 January 2020 to 31 July 2021



Distribution of COVID-19 cases by age and gender in EMR, 29 January 2020 to 31 July 2021

