



Influenza situation in the Eastern Mediterranean Region

W25/2021 (from 20/06/2021 to 26/06/2021)

Source of data : **EMFLU Network** and **FLUMART**

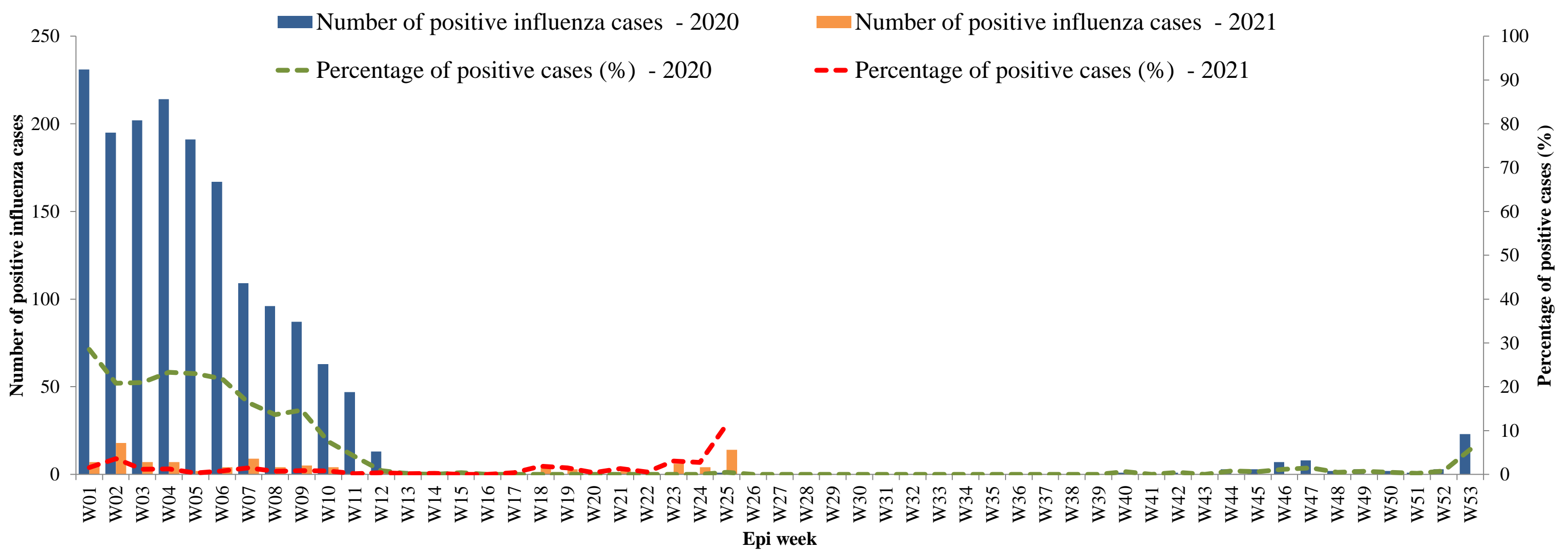


Figure 1. Number of positive influenza cases and influenza positivity rate per week, 2020-2021

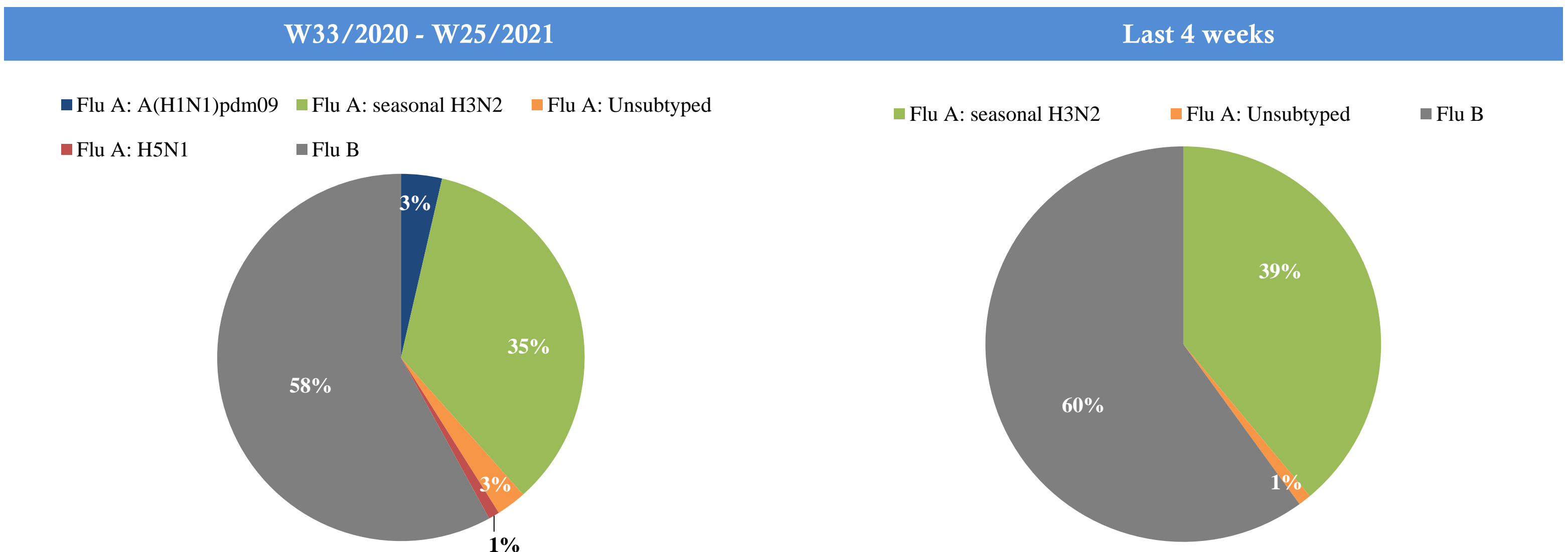


Figure 2. Percentage of circulating virus type by positive influenza cases

Virus type	W33/2020-W25/2021	Last 4 weeks
	Number (%)	Number (%)
Flu A: A(H1N1)pdm09	30 (4)	
Flu A: seasonal H3N2	290 (35)	37 (39)
Flu A: Unsubtyped	22 (3)	1 (1)
Flu A: H5N1	8 (1)	
Flu B	483 (58)	57 (60)
Total	833	95

Table 1. Type and number of influenza viruses detected from W33/2020 to W25/2021 and during the last four weeks

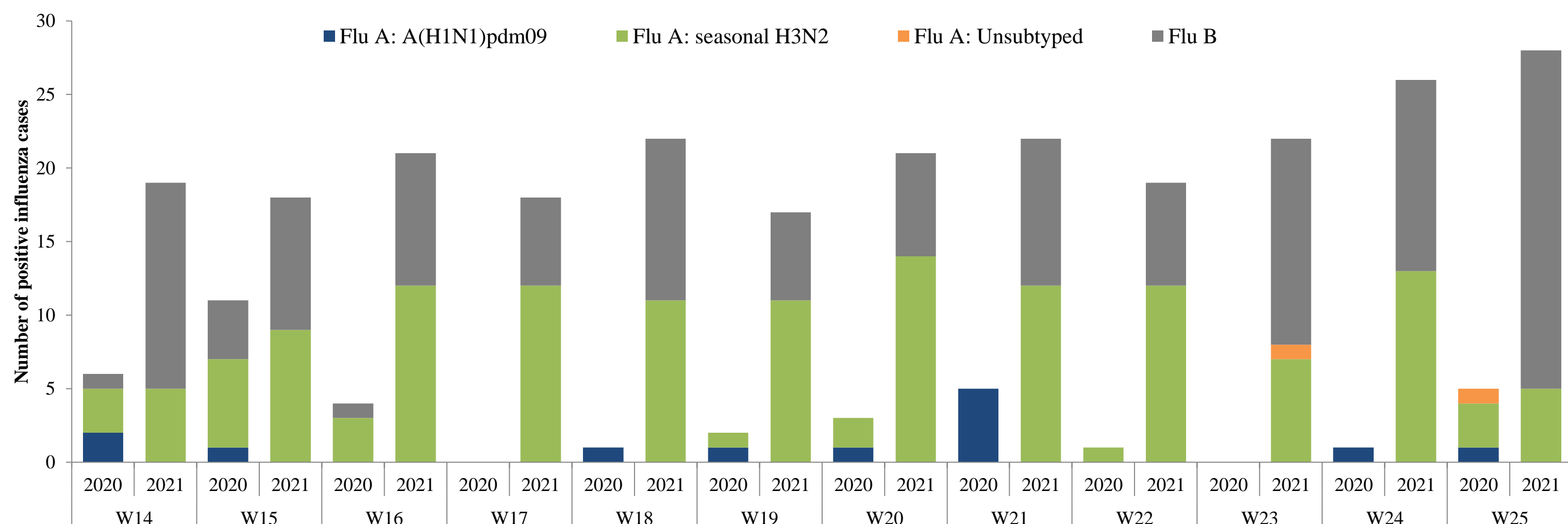


Figure 3. Comparison of respiratory pathogens detected from tested specimens by last 12 weeks

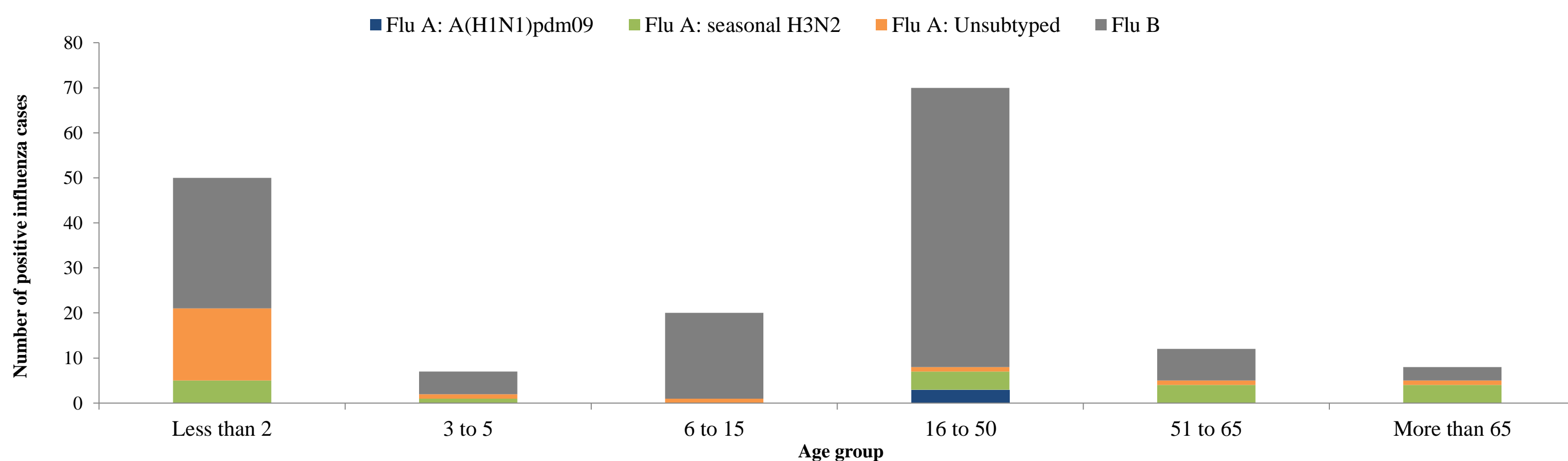


Figure. 4 Age group distribution of influenza cases by virus type in the Region from W33/2020 to W25/2021

Country	Number of enrolled cases	Tested cases number (%)	Influenza positive cases number (%)	Positive cases				
				Flu A				Flu B
				Flu A (H1N1)pdm09	Flu A (H3N2)	Flu A (Not-subtyped)	Flu A: H5N1	Number (%)
Afghanistan	1711	1417 (83)	62 (4)	(-)	13 (21)	(-)	(-)	49 (79)
Bahrain	89	86 (97)	2 (2)	(-)	(-)	(-)	(-)	2 (100)
Egypt	2784	2784 (100)	111 (4)	(-)	99 (89)	(-)	(-)	12 (11)
Iran (Islamic Republic of)	1136	1136 (100)	4 (0)	(-)	1 (25)	(-)	(-)	3 (75)
Iraq	590	590 (100)	10 (2)	(-)	1 (10)	(-)	8 (80)	1 (10)
Jordan	2066	2066 (100)	(-)	(-)	(-)	(-)	(-)	(-)
Kuwait	140	(-)	(-)	(-)	(-)	(-)	(-)	(-)
Lebanon	1266	1266 (100)	(-)	(-)	(-)	(-)	(-)	(-)
Morocco	122	122 (100)	(-)	(-)	(-)	(-)	(-)	(-)
Oman	3763	3733 (99)	8 (0)	(-)	(-)	(-)	(-)	8 (100)
Pakistan	4227	4227 (100)	258 (6)	(-)	113 (44)	(-)	(-)	145 (56)
Qatar	3420	3420 (100)	72 (2)	(-)	(-)	20 (28)	(-)	52 (72)
Saudi Arabia	4472	3821 (85)	58 (2)	1 (2)	(-)	2 (3)	(-)	55 (95)
Sudan	13	13 (100)	(-)	(-)	(-)	(-)	(-)	(-)
Syrian Arab Republic	23	23 (100)	(-)	(-)	(-)	(-)	(-)	(-)
Tunisia	129	129 (100)	(-)	(-)	(-)	(-)	(-)	(-)
United Arab Emirates	543	543 (100)	8 (1)	(-)	6 (75)	(-)	(-)	2 (25)
Total	26494	25376 (96)	593 (2)	1 (0)	233 (39)	22 (4)	8 (1)	329 (55)

Table 2. Reported cases by country during W01-W25/2021

© World Health Organization 2021.

Some rights reserved. This work is available under the Creative Commons Attribution-Non Commercial-Share Alike 3.0 IGO license (CC BY-NC-SA 3.0 IGO; <https://creativecommons.org/licenses/by-nc-sa/3.0/igo>).