



Influenza situation in the Eastern Mediterranean Region

W24/2021 (from 13/06/2021 to 19/06/2021)

Source of data : **EMFLU Network** and **FLUMART**

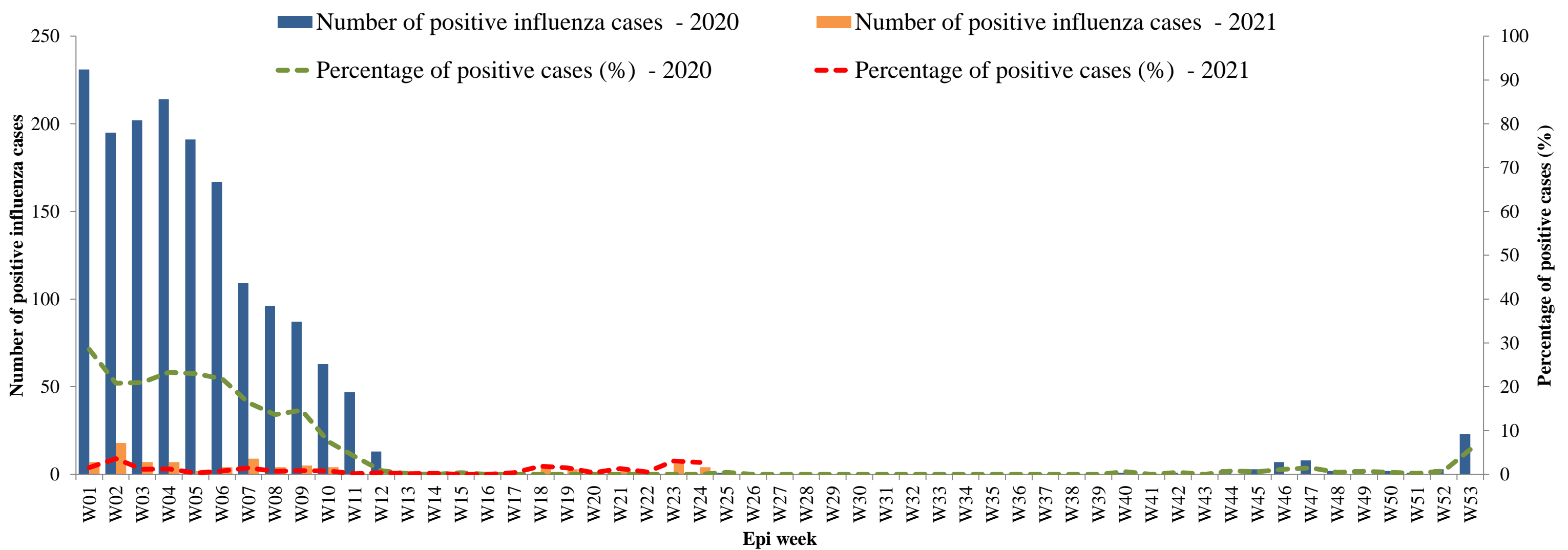


Figure 1. Number of positive influenza cases and influenza positivity rate per week, 2020-2021

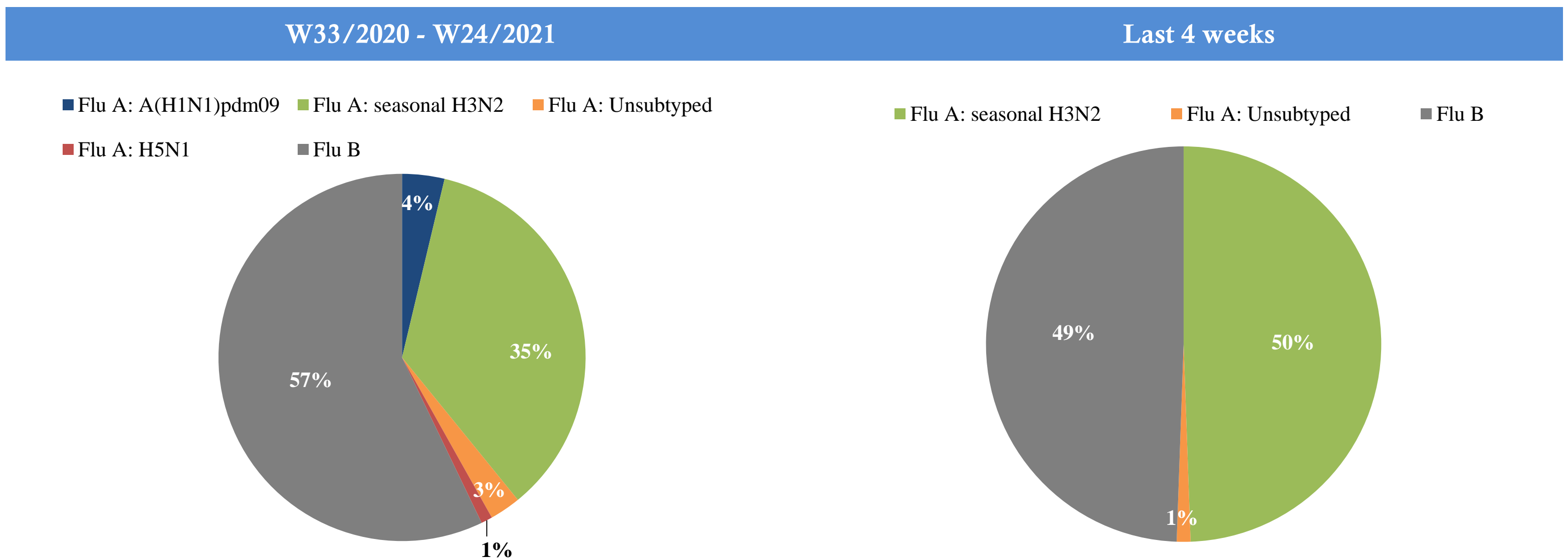


Figure 2. Percentage of circulating virus type by positive influenza cases

Virus type	W33/2020-W24/2021	Last 4 weeks
	Number (%)	Number (%)
Flu A: A(H1N1)pdm09	30 (4)	
Flu A: seasonal H3N2	285 (35)	44 (49)
Flu A: Unsubtyped	22 (3)	1 (1)
Flu A: H5N1	8 (1)	
Flu B	460 (57)	44 (49)
Total	805	89

Table 1. Type and number of influenza viruses detected from W33/2020 to W24/2021 and during the last four weeks

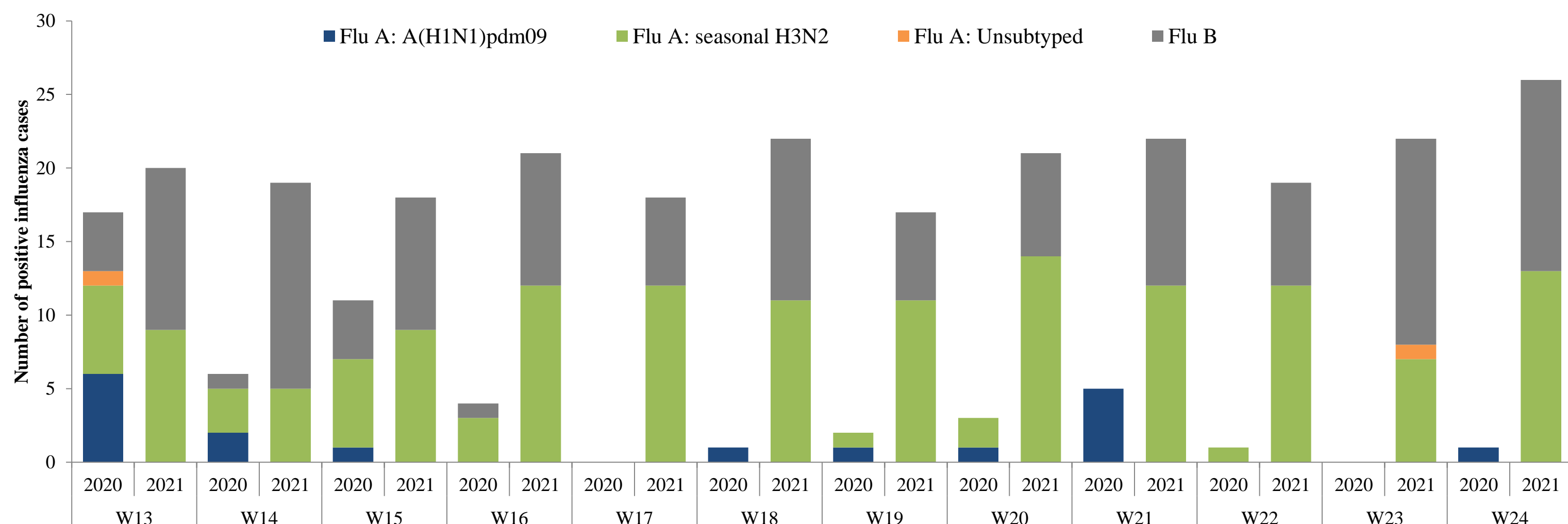


Figure 3. Comparison of respiratory pathogens detected from tested specimens by last 12 weeks

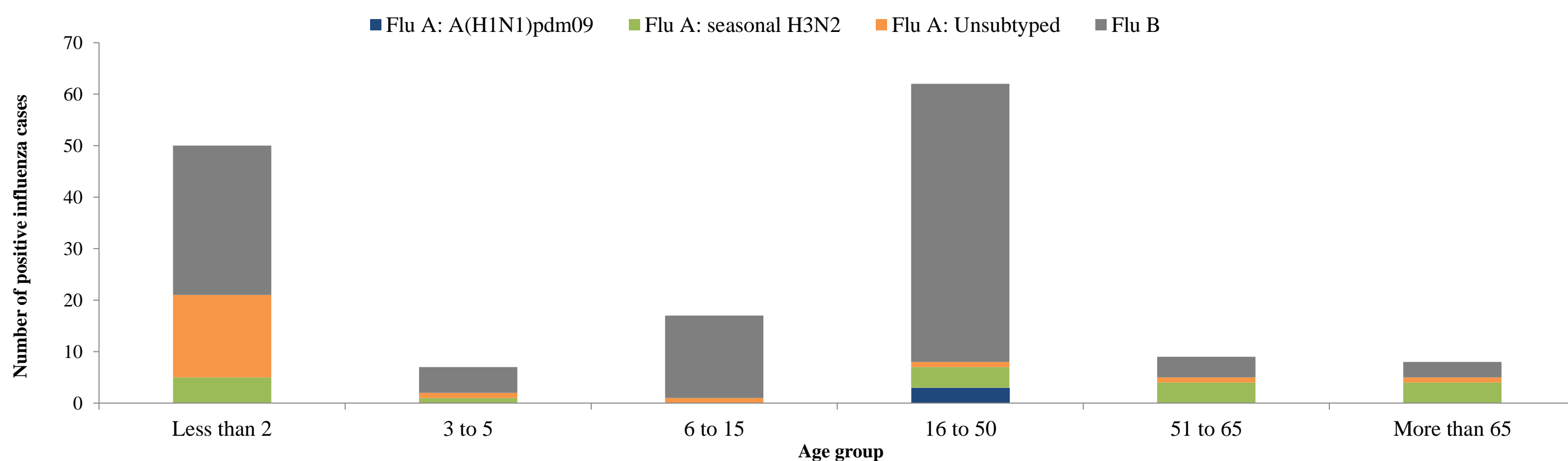


Figure 4. Age group distribution of influenza cases by virus type in the Region from W33/2020 to W24/2021

Country	Number of enrolled cases	Tested cases number (%)	Influenza positive cases number (%)	Positive cases				
				Flu A				Flu B
				Flu A (H1N1)pdm09	Flu A (H3N2)	Flu A (Not-subtyped)	Flu A: H5N1	Number (%)
Afghanistan	1641	1417 (86)	62 (4)	(-)	13 (21)	(-)	(-)	49 (79)
Bahrain	89	86 (97)	2 (2)	(-)	(-)	(-)	(-)	2 (100)
Egypt	2755	2755 (100)	106 (4)	(-)	94 (89)	(-)	(-)	12 (11)
Iran (Islamic Republic of)	1124	1124 (100)	4 (0)	(-)	1 (25)	(-)	(-)	3 (75)
Iraq	553	553 (100)	10 (2)	(-)	1 (10)	(-)	8 (80)	1 (10)
Jordan	2029	2029 (100)	(-)	(-)	(-)	(-)	(-)	(-)
Kuwait	140	(-)	(-)	(-)	(-)	(-)	(-)	(-)
Lebanon	1241	1241 (100)	(-)	(-)	(-)	(-)	(-)	(-)
Morocco	122	122 (100)	(-)	(-)	(-)	(-)	(-)	(-)
Oman	3628	3603 (99)	7 (0)	(-)	(-)	(-)	(-)	7 (100)
Pakistan	4114	4114 (100)	257 (6)	(-)	113 (44)	(-)	(-)	144 (56)
Qatar	3277	3277 (100)	65 (2)	(-)	(-)	20 (31)	(-)	45 (69)
Saudi Arabia	4360	3771 (86)	44 (1)	1 (2)	(-)	2 (5)	(-)	41 (93)
Sudan	13	13 (100)	(-)	(-)	(-)	(-)	(-)	(-)
Syrian Arab Republic	23	23 (100)	(-)	(-)	(-)	(-)	(-)	(-)
Tunisia	129	129 (100)	(-)	(-)	(-)	(-)	(-)	(-)
United Arab Emirates	515	515 (100)	8 (2)	(-)	6 (75)	(-)	(-)	2 (25)
Total	25753	24772 (96)	565 (2)	1 (0)	228 (40)	22 (4)	8 (1)	306 (54)

Table 2. Reported cases by country during W01-W24/2021

© World Health Organization 2021.

Some rights reserved. This work is available under the Creative Commons Attribution-Non Commercial-Share Alike 3.0 IGO license (CC BY-NC-SA 3.0 IGO; <https://creativecommons.org/licenses/by-nc-sa/3.0/igo>).