

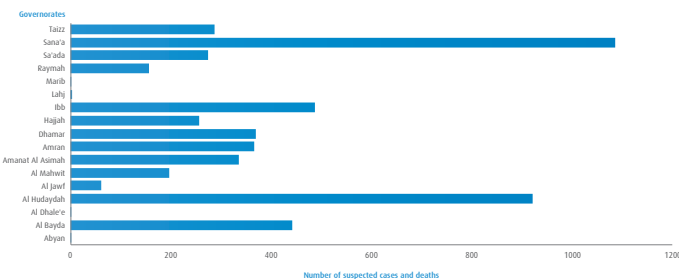
CHOLERA SITUATION IN YEMEN

MARCH 2021

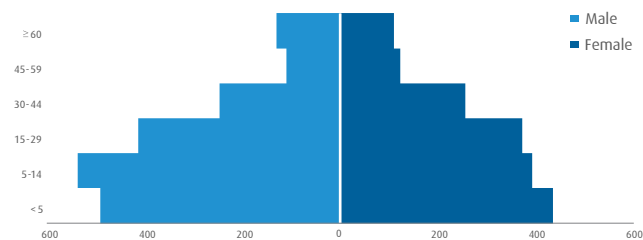
Highlights

- In March 2021, the Ministry of Public Health and Population of Yemen reported a total 5245 suspected cholera cases including 1 related death from 17 governorates, with a case fatality ratio (CFR) of 0.02%.
- The cumulative number of suspected cholera cases reported in Yemen from October 2016 to March 2021 is 2 526 090 including 3984 related deaths with a CFR of 0.16%. During the second wave of this outbreak that started on 27 April 2017, the total number of suspected cholera cases was 2 500 263 including 3855 related deaths with a CFR of 0.15%.
- During 2021, a total of 23 stool specimens were tested. Out of these, 2 were laboratory confirmed for *Vibrio cholerae*. The results are pending for a few of the samples.
- The 5 governorates with the highest cumulative attack rate per 10 000 were Amran (1791.09), Sana'a (1738.55), Al Mahwit (1668.06), Al Bayda (1543.73) and Al Hudaydah (1181.71). The national attack rate is 887.64 per 10 000. The governorates with a high number of deaths are Hajjah (585), Ibb (515), Al Hudaydah (410) and Taizz (339).

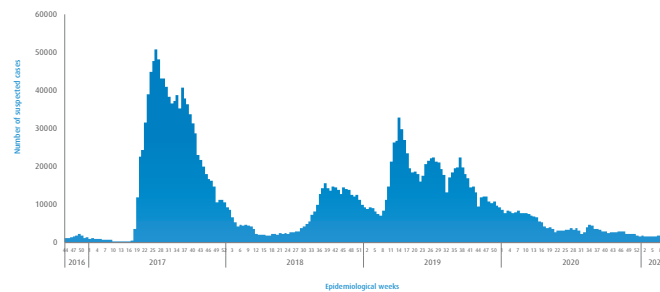
Cholera cases and deaths by governorates in Yemen, March 2021



Distribution of suspected cholera cases by age and sex, March 2021



Epidemic curve of cholera cases in Yemen, October 2016 to March 2021



Cholera cases and deaths reported during the second wave by governorate, 27 April 2017 - 31 March 2021

Governorate	Cases	Deaths	CFR (%)	Cumulative attack rate (per 10 000)	% change in cases (compare to previous month)
Abyan	32509	68	0.21	562.84	↑
Aden	29200	105	0.36	310.50	-
Al Bayda	118151	115	0.10	1543.73	↓
Al Dhale'e	62986	117	0.19	847.19	↑
Al Hudaydah	387653	410	0.11	1181.71	↑
Al Jawf	38300	54	0.14	655.34	-
Al Maharah	1740	2	0.11	114.71	-
Al Mahwit	123598	222	0.18	1668.06	↑
Amanat Al Asimah	271442	184	0.07	935.36	↓
Amran	209132	265	0.13	1791.09	↓
Dhamar	227346	292	0.13	1114.05	↑
Hajjah	230436	585	0.25	963.70	↑
Ibb	195330	515	0.26	653.34	↑
Lahj	34367	57	0.17	337.15	↑
Marib	10512	16	0.15	288.77	↑
Moklla	1417	9	0.64	31.68	-
Raymah	37008	195	0.53	601.64	↑
Sa'ada	62782	38	0.06	669.50	↑
Sana'a	258193	248	0.10	1738.55	↑
Say'on	88	4	4.55	2.30	-
Shabwah	2902	15	0.52	47.46	-
Taizz	165171	339	0.21	545.15	↑
Total	2500263	3855	0.15	887.64	↑

Key figures from the last 4 weeks, March 2021



Key cumulative figures, October 2016 to March 2021



Distribution of suspected cholera cases in Yemen, 27 April 2017 - 31 March 2021

