

COVID-19 MONTHLY UPDATE | JUNE 2021

Highlights

- In June 2021, a total of 893 881 COVID-19 cases were reported from the 22 countries of the Eastern Mediterranean Region. There was a 14% decrease in overall reported cases as compared to the previous month when it was 1 023 025. The highest number of cases was reported from Islamic Republic of Iran followed by Iraq and Tunisia.
- During June 2021, a total of 14 742 related deaths were reported from the Region with Islamic Republic of Iran reporting the highest number of deaths followed by Tunisia and Afghanistan. There was a 35% decrease in reported deaths compared to the previous month when it was 19 897.
- Only eight of the 22 countries in the Region reported an increase in COVID-19 cases and deaths during the month of June as compared to May.
- Since the start of the pandemic, a total of 11 033 051 confirmed COVID-19 cases including 217 547 related deaths (CFR 2%) were reported from the 22 countries.
- Nineteen countries have reported one or more new variants of concern (VOC) in the Region: Alpha in 19 countries, Beta in 13 countries, Gamma in 3 countries and Delta in 13 countries.
- Vaccination continues across the Region. The total number of doses administered so far in the 22 countries is 100 646 713.

COVID-19 cases and deaths by EMR Countries, 29 January 2020 to 30 June 2021

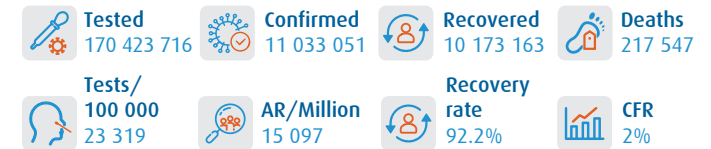
Countries	March		Cumulative figures			Trend*
	New cases	New deaths	Cases	Deaths	CFR%	
Afghanistan	48 130	2041	122 156	5048	4.1	↑
Bahrain	25 296	372	265 827	1352	0.5	↓
Djibouti	69	1	11 602	155	1	↓
Egypt	18 632	1073	281 282	16 169	5.7	↓
Islamic Republic of Iran	291 421	4108	3 204 557	84 264	2.6	↓
Iraq	144 552	811	1 345 904	17 186	1.3	↑
Jordan	14 870	288	751 404	9750	1.3	↓
Kuwait	47 465	197	356 687	1969	1	↑
Lebanon	4478	122	544 866	7851	1.4	↓
Libya	7833	71	193 905	3198	2	↓
Morocco	12 145	149	531 361	9296	1.7	↑
Occupied Palestinian territory	5817	66	343 008	3831	1.1	↓
Oman	51 321	755	268 545	3100	1.2	↑
Pakistan	35 584	1471	958 408	22 321	2.3	↓
Qatar	4613	34	222 071	590	0.3	↓
Saudi Arabia	37 156	457	487 592	7819	1.6	↑
Somalia	284	6	14 946	775	5	↓
Sudan	1053	98	36 709	2760	7.5	↓
Syrian Arab Republic	1020	106	25 515	1876	7.4	↓
Tunisia	79 893	2345	426 879	15 065	3.5	↑
United Arab Emirates	62 071	131	632 907	1811	0.3	↑
Yemen	178	40	6920	1361	19.7	↓
Total	893 881	14 742	11 033 051	217 547	2.0	↓

*trend refers to % changes in the cases compared to previous month

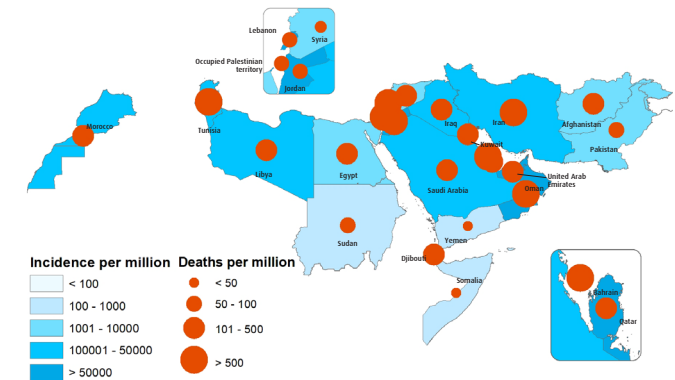
Key figures, June 2021



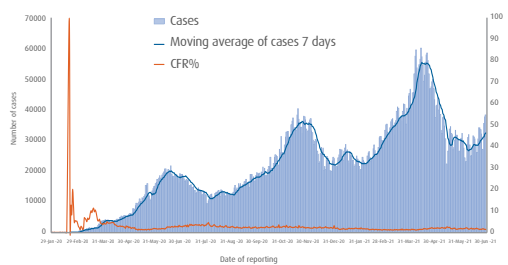
Cumulative key figures, 29 January 2020 to 30 June 2021



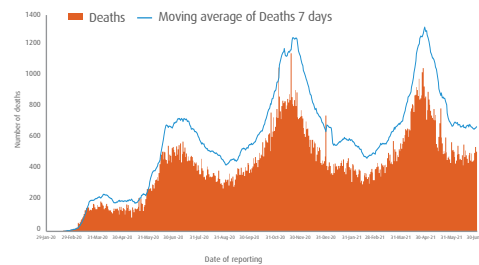
COVID-19 cases and deaths per million population in EMR, 29 January 2020 to 30 June 2021



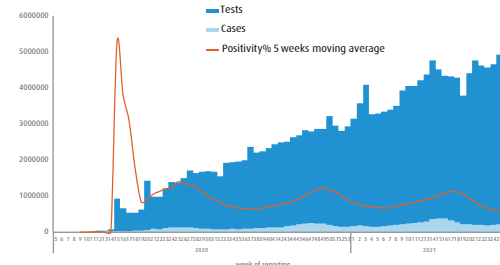
Distribution of weekly COVID-19 tested in EMR, 29 January 2020 to 30 June 2021



Distribution of daily deaths in EMR, 29 January 2020 to 30 June 2021



Distribution of weekly COVID-19 tested in EMR, 29 January 2020 to 30 June 2021



Distribution of COVID-19 cases by age and gender in EMR, 29 January 2020 to 30 June 2021

