

COVID-19 MONTHLY UPDATE | MAY 2021

Highlights

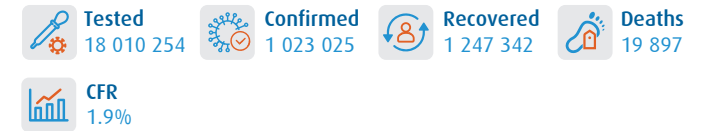
- In May 2021, a total of 1 023 025 COVID-19 cases were reported from the 22 countries of the Eastern Mediterranean Region. There was a 51% decrease in overall reported cases as compared to the previous month when it was 1 543 804. The highest number of cases was reported from Islamic Republic of Iran followed by Iraq and Pakistan.
- During May 2021, a total of 19 897 related deaths were reported from the Region, with Islamic Republic of Iran reporting the highest number of deaths followed by Pakistan and Jordan. There was a 19% decrease in reported deaths as compared to the previous month when it was 23 769.
- Only four of the 22 countries in the Region reported an increase in COVID-19 cases and deaths during the month of May as compared to April.
- Since the start of the pandemic, a total of 10 139 170 confirmed COVID-19 cases including 202 805 related deaths (CFR 2%) were reported from the 22 countries.
- On 31 May, WHO assigned simple, easy to say and remember labels for key variants of SARS-CoV-2, the virus that causes COVID-19, using letters of the Greek alphabet. Seventeen countries have reported one or more new variants of concern (VOC) in the Region: Alpha (B.1.1.7) in 17 countries, Beta (B.1.351) in 10 countries, Gamma (B.1.1.28) in 3 country and Delta (B.1.617.2) in 6 countries.
- COVID-19 vaccination continues across the Region. The total number of doses administered so far in the 22 countries is 65 496 284.

COVID-19 cases and deaths by EMR Countries, 29 January 2020 to 31 May 2021

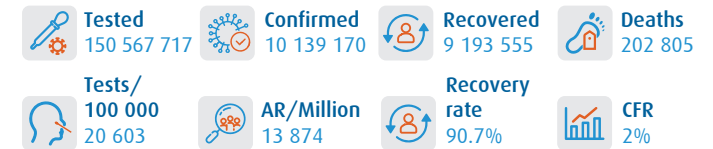
Countries	March		Cumulative figures			Trend*
	New cases	New deaths	Cases	Deaths	CFR%	
Afghanistan	13 904	370	7 4026	3007	4.1	↑
Bahrain	63 597	334	24 0531	980	0.4	↑
Djibouti	433	11	11 533	154	1	↓
Egypt	35 098	1757	262 650	15 096	5.7	↑
Islamic Republic of Iran	414 059	8398	2 913 136	80 156	2.8	↓
Iraq	136 153	910	1 201 352	16 375	1.4	↓
Jordan	25 161	626	736 534	9462	1.3	↓
Kuwait	35 231	209	309 222	1772	1	↓
Lebanon	13 810	451	540 388	7729	1.4	↓
Libya	8564	98	186 072	3127	2	↓
Morocco	7967	124	519 216	9147	1.8	↓
Occupied Palestinian territory	11 888	248	337 191	3765	1.1	↓
Oman	23 971	335	217 224	2345	1.1	↓
Pakistan	97 305	2893	922 824	20 850	2.3	↓
Qatar	11 806	98	217 458	556	0.3	↓
Saudi Arabia	33 073	405	450 436	7362	1.6	↑
Somalia	747	56	14 662	769	5	↓
Sudan	1223	297	35 656	2662	7.5	↓
Syrian Arab Republic	1762	178	24 495	1770	7.2	↓
Tunisia	36 252	1912	346 986	12 720	3.7	↓
United Arab Emirates	50 600	93	570 836	1680	0.3	↓
Yemen	421	94	6742	1321	19.6	↓
Total	1 023 025	19 897	10 139 170	202 805	2.0	↓

*trend refers to % changes in the cases compared to previous month

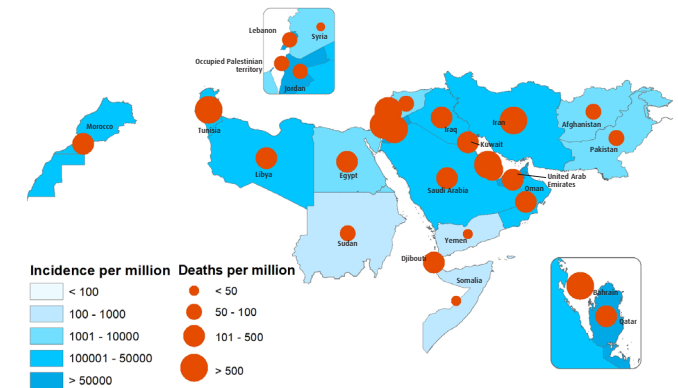
Key figures, May 2021



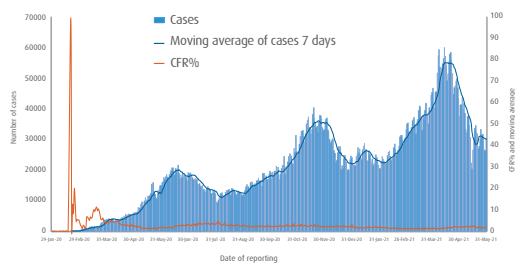
Cumulative key figures, 29 January 2020 to 31 May 2021



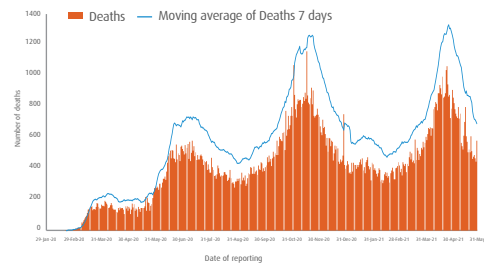
COVID-19 cases and deaths per million population in EMR, 29 January 2020 to 31 May 2021



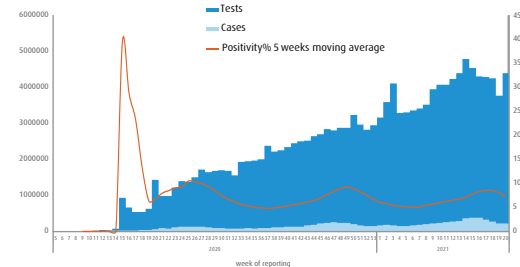
Distribution of weekly COVID-19 tested in EMR, 29 January 2020 to 31 May 2021



Distribution of daily deaths in EMR, 29 January 2020 to 31 May 2021



Distribution of weekly COVID-19 tested in EMR, 29 January 2020 to 31 May 2021



Distribution of COVID-19 cases by age and gender in EMR, 29 January 2020 to 31 May 2021

