

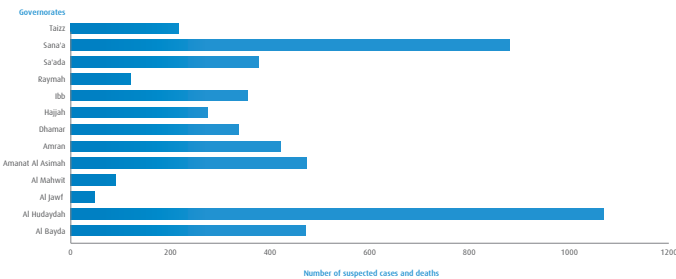
CHOLERA SITUATION IN YEMEN

JANUARY 2021

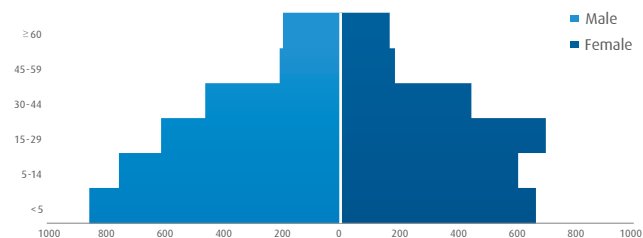
Highlights

- In January 2021, the Ministry of Public Health and Population of Yemen reported a total 5135 suspected cholera cases including 2 related deaths (case fatality rate: 0.04%) from 13 governorates.
- The cumulative number of suspected cholera cases reported in Yemen from October 2016 to January 2021 is 2 516 360 including 3983 related deaths with a case fatality ratio of 0.16%. During the second wave of this outbreak that started on 27 April 2017, the total number of suspected cholera cases were 2 490 533 including 3854 related deaths with a case fatality ratio of 0.15%.
- Till December 2020, a total of 1347 stool specimens were tested. Out of these, 130 were laboratory confirmed for *Vibrio cholerae*. For 2021 the results are pending for the samples taken.
- The 5 governorates with the highest cumulative attack rate per 10 000 were Amran (1780.86), Sana'a (1724.93), Al Mahwit (1663.16), Al Bayda (1531.49) and Al Hudaydah (1176.41). The national attack rate is 884.19 per 10 000. The governorates with a high number of deaths are Hajjah (585), Ibb (515), Al Hudaydah (410) and Taizz (339).

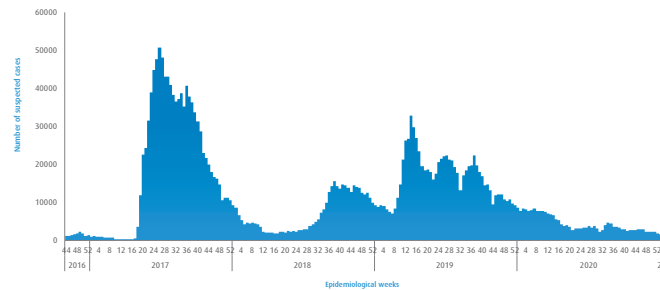
Cholera cases and deaths by governorates in Yemen, January 2021



Distribution of suspected cholera cases by age and sex, January 2021



Epidemic curve of cholera cases in Yemen, October 2016 to January 2021



Cholera cases and deaths reported during the second wave by governorate, 27 April 2017 - 31 January 2021

Governorate	Cases	Deaths	CFR (%)	Cumulative attack rate (per 10 000)	% change in cases (compare to prious month)
Abyan	32508	68	0.21	562.82	-
Aden	29200	105	0.36	310.50	-
Al Bayda	117214	115	0.10	1531.49	↓
Al Dhale'e	62984	117	0.19	847.17	↓
Al Hudaydah	385915	410	0.11	1176.41	↓
Al Jawf	38190	53	0.14	653.46	↓
Al Maharah	1740	2	0.11	114.71	↓
Al Mahwit	123235	222	0.18	1663.16	↓
Amanat Al Asimah	270769	184	0.07	933.04	↓
Amran	208381	265	0.13	1784.66	↓
Dhamar	226695	292	0.13	1110.86	↓
Hajjah	229999	585	0.25	961.88	↓
Ibb	194514	515	0.26	650.61	↓
Lahj	34484	57	0.17	338.30	↓
Marib	10511	16	0.15	288.74	↓
Moklla	1417	9	0.64	31.68	↓
Raymah	36662	195	0.53	596.01	↓
Sa'ada	62267	38	0.06	664.01	↑
Sana'a	256171	248	0.10	1724.93	↑
Say'on	88	4	4.55	2.30	-
Shabwah	2902	15	0.52	47.46	-
Taizz	164687	339	0.21	543.55	↓
Total	2490533	3854	0.15	884.19	↓

Key figures from the last 4 weeks, January 2021



Key cumulative figures, October 2016 to January 2021



Distribution of suspected cholera cases in Yemen, 27 April 2017 - 31 January 2021

