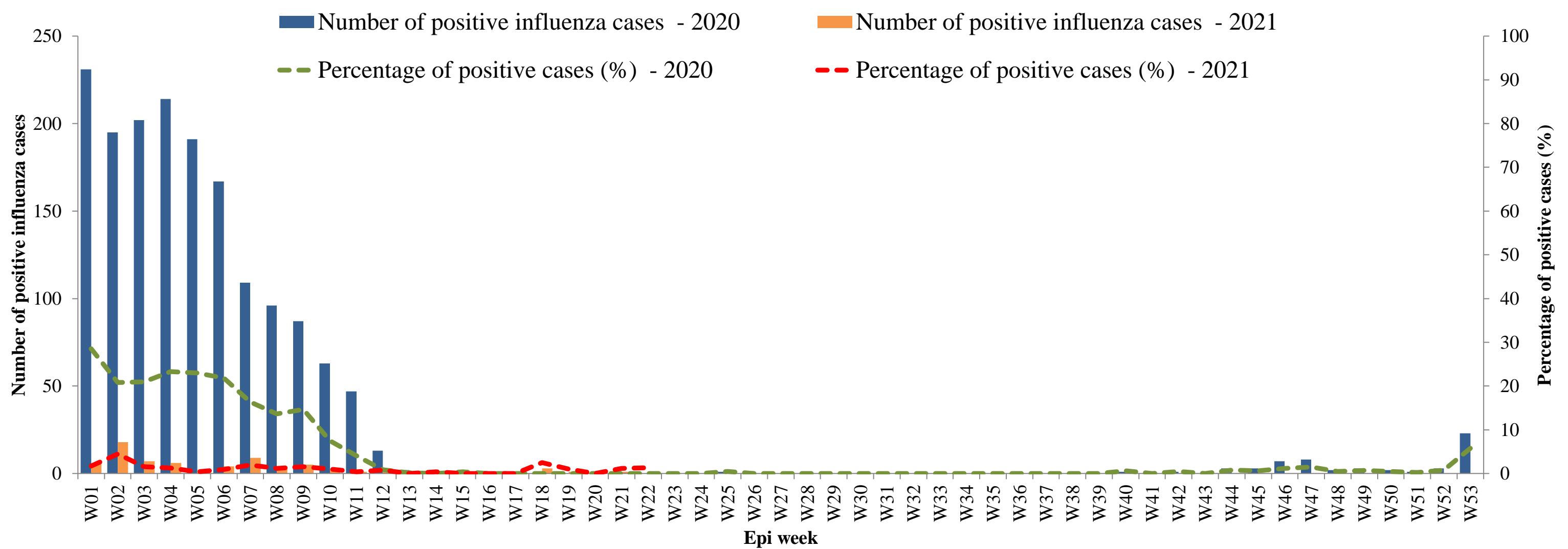


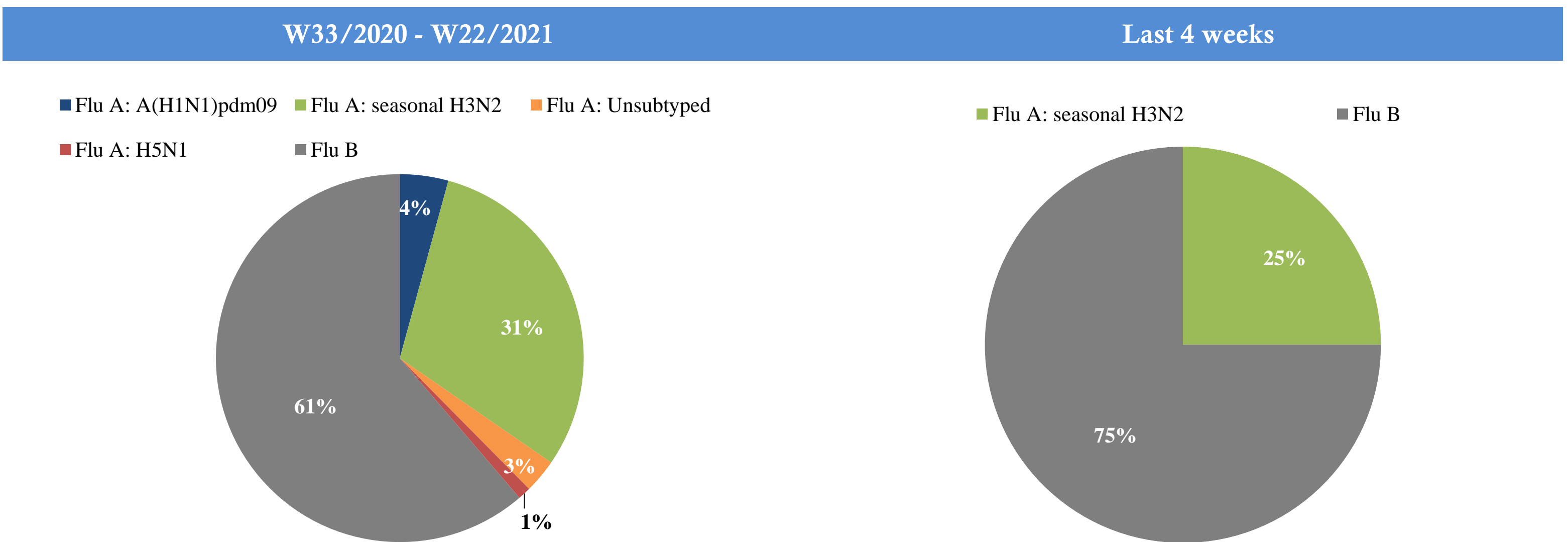
# Influenza situation in the Eastern Mediterranean Region

W22/2021 (from 30/05/2021 to 05/06/2021)

Source of data : **EMFLU Network** and **FLUMART**



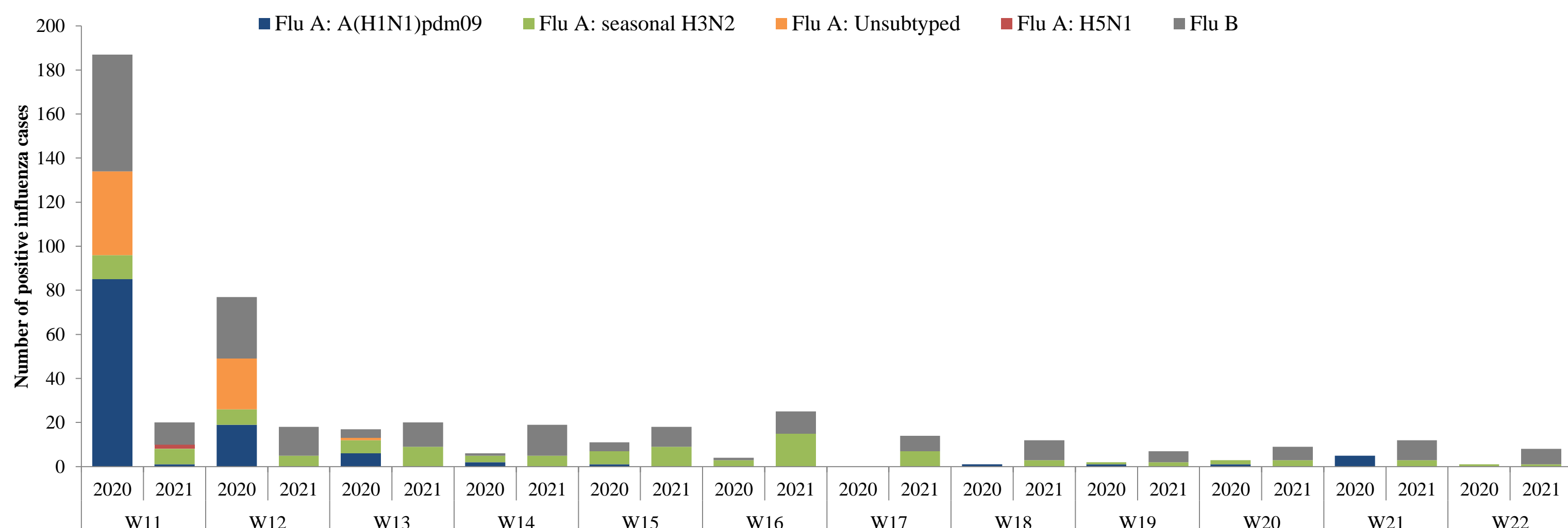
**Figure 1. Number of positive influenza cases and influenza positivity rate per week, 2020-2021**



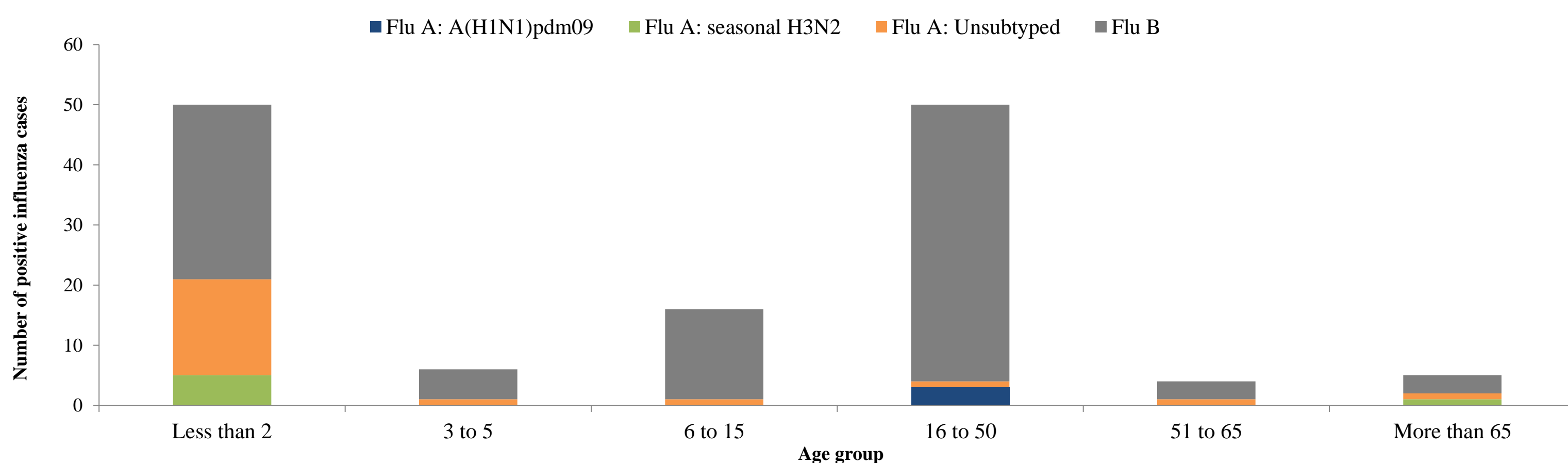
**Figure 2. Percentage of circulating virus type by positive influenza cases**

Virus type	W33/2020-W22/2021	Last 4 weeks
	Number (%)	Number (%)
Flu A: A(H1N1)pdm09	30 (4)	
Flu A: seasonal H3N2	214 (30)	9 (25)
Flu A: Unsubtyped	21 (3)	
Flu A: H5N1	8 (1)	
Flu B	432 (61)	27 (75)
<b>Total</b>	<b>705</b>	<b>36</b>

**Table 1. Type and number of influenza viruses detected from W33/2020 to W22/2021 and during the last four weeks**



**Figure 3. Comparison of respiratory pathogens detected from tested specimens by last 12 weeks**



**Figure. 4 Age group distribution of influenza cases by virus type in the Region from W33/2020 to W22/2021**

Country	Number of enrolled cases	Tested cases number (%)	Influenza positive cases number (%)	Positive cases				
				Flu A				Flu B
				Flu A (H1N1)pdm09	Flu A (H3N2)	Flu A (Not-subtyped)	Flu A: H5N1	Number (%)
Afghanistan	1524	1417 (93)	62 (4)	(-)	13 (21)	(-)	(-)	49 (79)
Egypt	1273	1273 (100)	40 (3)	(-)	28 (70)	(-)	(-)	12 (30)
Iran (Islamic Republic of)	1121	1121 (100)	4 (0)	(-)	1 (25)	(-)	(-)	3 (75)
Iraq	450	450 (100)	10 (2)	(-)	1 (10)	(-)	8 (80)	1 (10)
Jordan	442	442 (100)	(-)	(-)	(-)	(-)	(-)	(-)
Kuwait	140	(-)	(-)	(-)	(-)	(-)	(-)	(-)
Lebanon	1183	1183 (100)	(-)	(-)	(-)	(-)	(-)	(-)
Morocco	122	122 (100)	(-)	(-)	(-)	(-)	(-)	(-)
Oman	3269	3247 (99)	6 (0)	(-)	(-)	(-)	(-)	6 (100)
Pakistan	3842	3842 (100)	244 (6)	(-)	108 (44)	(-)	(-)	136 (56)
Qatar	3052	3052 (100)	55 (2)	(-)	(-)	19 (35)	(-)	36 (65)
Saudi Arabia	4156	1030 (25)	36 (3)	1 (3)	(-)	2 (6)	(-)	33 (92)
Sudan	13	13 (100)	(-)	(-)	(-)	(-)	(-)	(-)
Syrian Arab Republic	23	23 (100)	(-)	(-)	(-)	(-)	(-)	(-)
Tunisia	129	129 (100)	(-)	(-)	(-)	(-)	(-)	(-)
United Arab Emirates	485	485 (100)	8 (2)	(-)	6 (75)	(-)	(-)	2 (25)
<b>Total</b>	<b>21224</b>	<b>17829 (84)</b>	<b>465 (3)</b>	<b>1 (0)</b>	<b>157 (34)</b>	<b>21 (5)</b>	<b>8 (2)</b>	<b>278 (60)</b>

**Table 2. Reported cases by country during W01-W22/2021**

© World Health Organization 2021.

Some rights reserved. This work is available under the Creative Commons Attribution-Non Commercial-Share Alike 3.0 IGO license (CC BY-NC-SA 3.0 IGO; <https://creativecommons.org/licenses/by-nc-sa/3.0/igo>).