

Influenza situation in the Eastern Mediterranean Region

W18/2021 (from 02/05/2021 to 08/05/2021)

Source of data : **EMFLU Network** and **FLUMART**

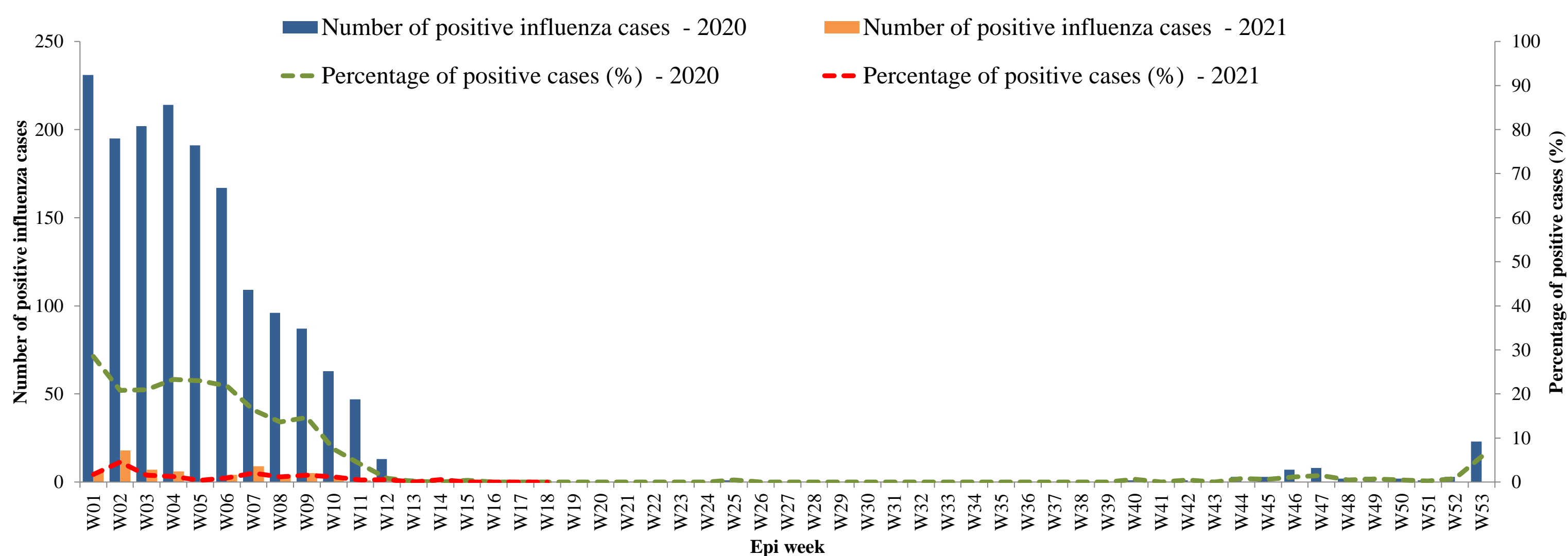


Figure 1. Number of positive influenza cases and influenza positivity rate per week, 2020-2021

W33/2020 - W18/2021

Last 4 weeks

■ Flu A: A(H1N1)pdm09 ■ Flu A: seasonal H3N2 ■ Flu A: Unsubtyped
■ Flu A: H5N1 ■ Flu B

■ Flu A: seasonal H3N2 ■ Flu B

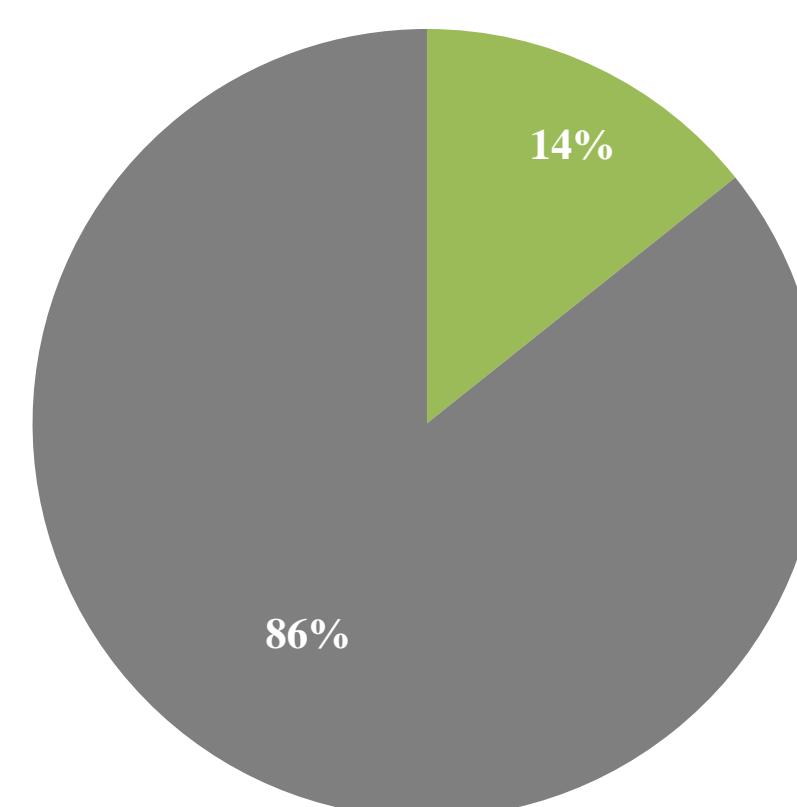
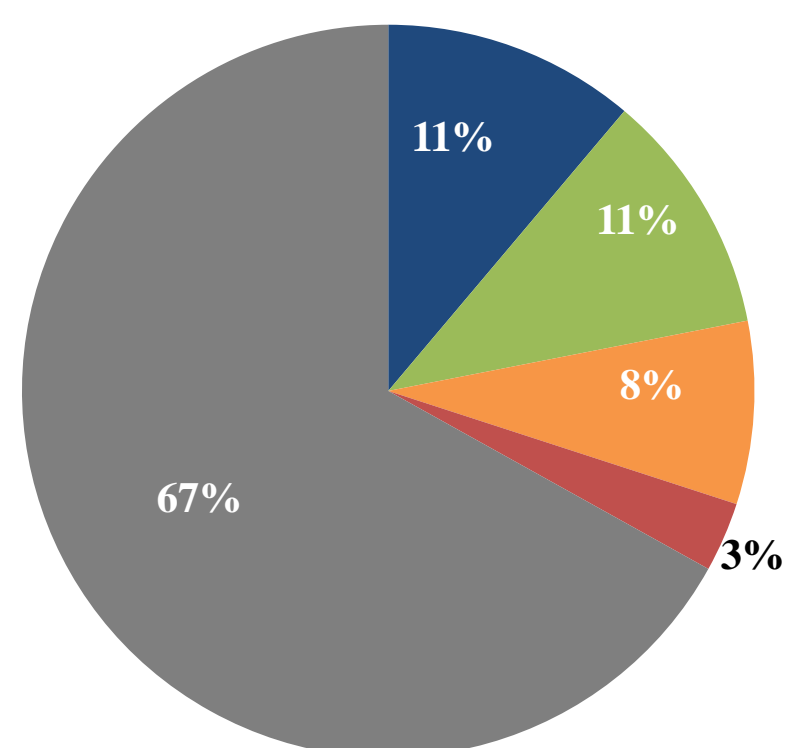


Figure 2. Percentage of circulating virus type by positive influenza cases

Virus type	W33/2020-W18/2021	Last 4 weeks
	Number (%)	Number (%)
Flu A: A(H1N1)pdm09	29 (11)	
Flu A: seasonal H3N2	28 (11)	2 (14)
Flu A: Unsubtyped	21 (8)	
Flu A: H5N1	8 (3)	
Flu B	174 (67)	12 (86)
Total	260	14

Table 1. Type and number of influenza viruses detected from W33/2020 to W18/2021 and during the last four weeks

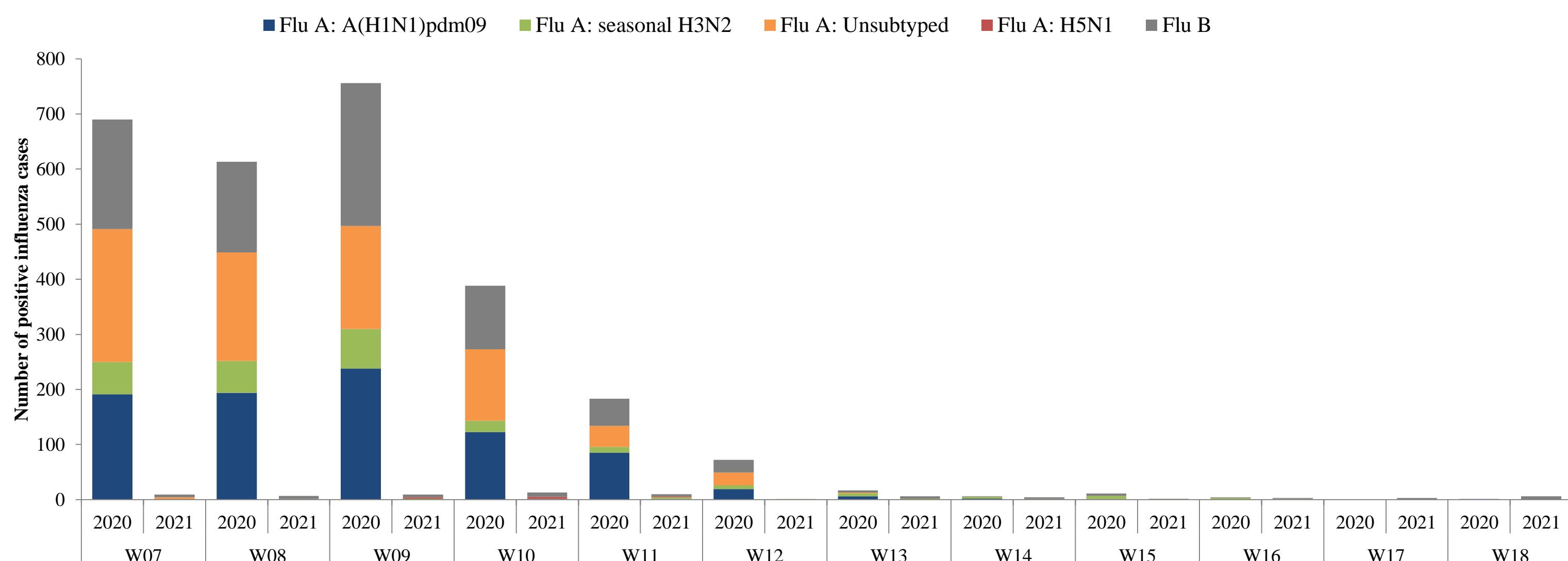


Figure 3. Comparison of respiratory pathogens detected from tested specimens by last 12 weeks

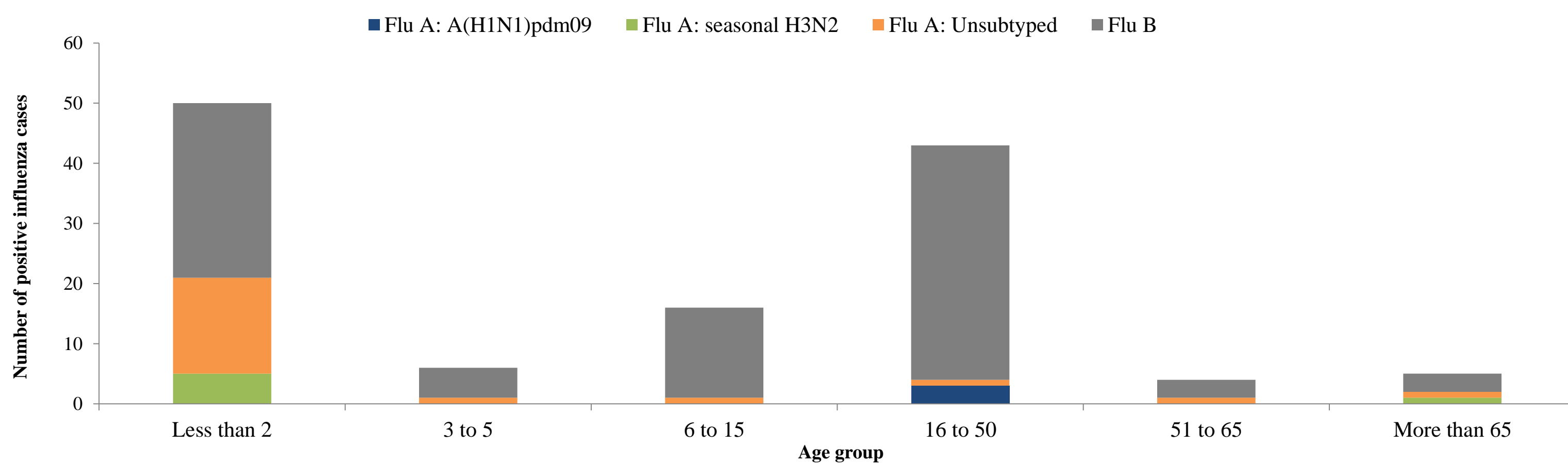


Figure. 4 Age group distribution of influenza cases by virus type in the Region from W33/2020 to W18/2021

Country	Number of enrolled cases	Tested cases number (%)	Influenza positive cases number (%)	Positive cases				
				Flu A				Flu B
				Flu A (H1N1)pdm09	Flu A (H3N2)	Flu A (Not-subtyped)	Flu A: H5N1	Number (%)
Afghanistan	1387	1388 (100)	28 (2)	(-)	13 (46)	(-)	(-)	15 (54)
Iran (Islamic Republic of)	1099	1099 (100)	4 (0)	(-)	1 (25)	(-)	(-)	3 (75)
Iraq	337	337 (100)	9 (3)	(-)	(-)	(-)	8 (89)	1 (11)
Jordan	442	442 (100)	(-)	(-)	(-)	(-)	(-)	(-)
Kuwait	140	(-)	(-)	(-)	(-)	(-)	(-)	(-)
Lebanon	863	863 (100)	(-)	(-)	(-)	(-)	(-)	(-)
Morocco	122	122 (100)	(-)	(-)	(-)	(-)	(-)	(-)
Oman	2806	2792 (100)	5 (0)	(-)	(-)	(-)	(-)	5 (100)
Qatar	2742	2742 (100)	42 (2)	(-)	(-)	19 (45)	(-)	23 (55)
Saudi Arabia	3847	894 (23)	35 (4)	1 (3)	(-)	2 (6)	(-)	32 (91)
Sudan	13	13 (100)	(-)	(-)	(-)	(-)	(-)	(-)
Syrian Arab Republic	23	23 (100)	(-)	(-)	(-)	(-)	(-)	(-)
Tunisia	129	129 (100)	(-)	(-)	(-)	(-)	(-)	(-)
United Arab Emirates	404	404 (100)	7 (2)	(-)	5 (71)	(-)	(-)	2 (29)
Total	14354	11248 (78)	130 (1)	1 (1)	19 (15)	21 (16)	8 (6)	81 (62)

Table 2. Reported cases by country during W01-W18/2021

© World Health Organization 2021.

Some rights reserved. This work is available under the Creative Commons Attribution-Non Commercial-Share Alike 3.0 IGO license (CC BY-NC-SA 3.0 IGO; <https://creativecommons.org/licenses/by-nc-sa/3.0/igo>).