

# Influenza monthly update

In April 2021, 9 countries reported data to FluNet and EMFLU, namely Afghanistan, Iran (Islamic Republic of), Iraq, Lebanon, Oman, Qatar, Saudi Arabia, Tunisia and United Arab Emirates.

The proportion of tested cases for influenza in the Region was 84.3% out of 3176 enrolled cases. 0.7% of cases tested positive and 99.3% negative.

## Influenza activity by sub-type

▪In the northern Africa influenza transmission zone, Tunisia reported no activity.

▪In the western Asia influenza transmission zone, influenza B virus (lineage not determined) was the only subtype detected in Qatar and Saudi Arabia, while Iraq, Lebanon, Oman and United Arab Emirates reported no activity.

▪In the southern Asia transmission zone, influenza A(H3) virus was the only subtype detected in Islamic Republic of Iran and Afghanistan.

### Source of transmission zones:

[http://www.who.int/csr/disease/swineflu/transmission\\_zones/en/](http://www.who.int/csr/disease/swineflu/transmission_zones/en/)

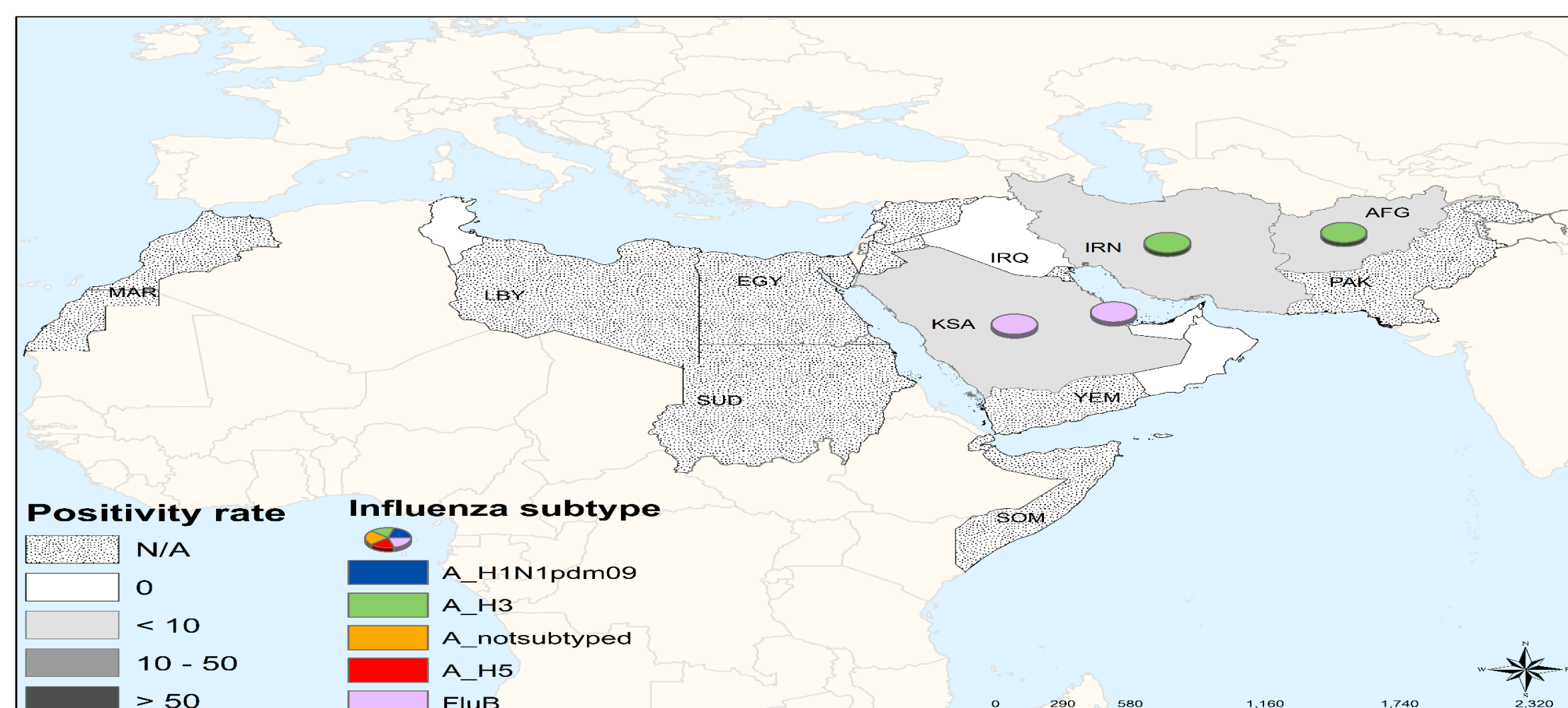
## Circulating influenza viruses by sub-type

▪During April 2021, national influenza centres and influenza laboratories in the Region tested a total of 2678 specimens for influenza viruses, of which 18 tested positive (0.7%).

▪The average percentage of positive rates was 0.7%, with the highest positive rates recorded in Islamic Republic of Iran.

▪Of the viruses tested, 13 (72%) were influenza B (lineage not determined), while 5 (28%) were influenza A(H3).

Source of data: FluNet and EMFLU



Disclaimer: The representation of material on the maps contained herein does not imply the expression of any opinion whatsoever on the part of the World Health Organization concerning the legal status of any country, territory, city or area or its authority of frontiers or boundaries. Dotted lines on maps represents approximate border lines for which there may not be full agreement.

Figure 1. Influenza geographic spread during April 2021

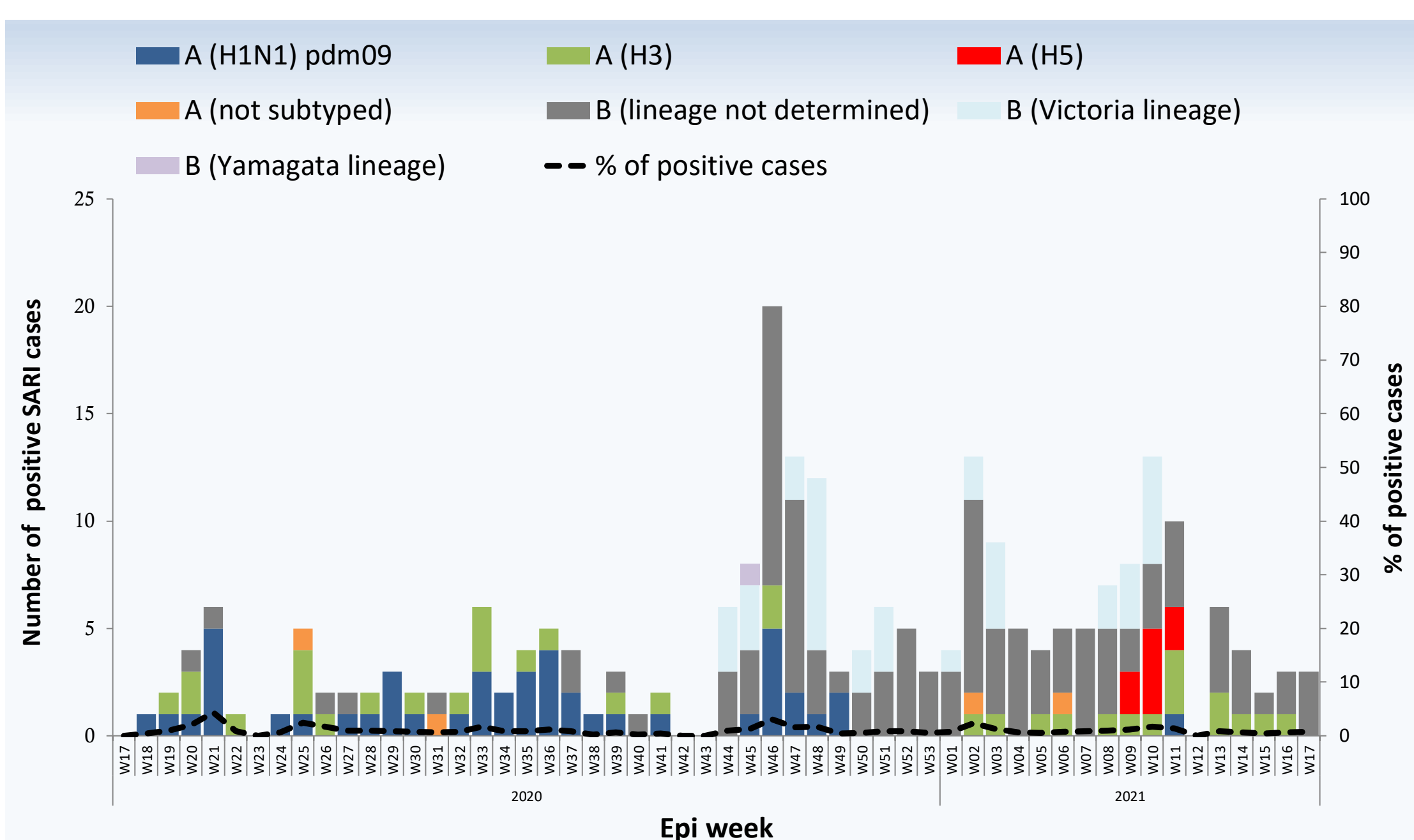


Figure 2. Weekly positive cases of influenza by subtype, weeks 17/2020–2021

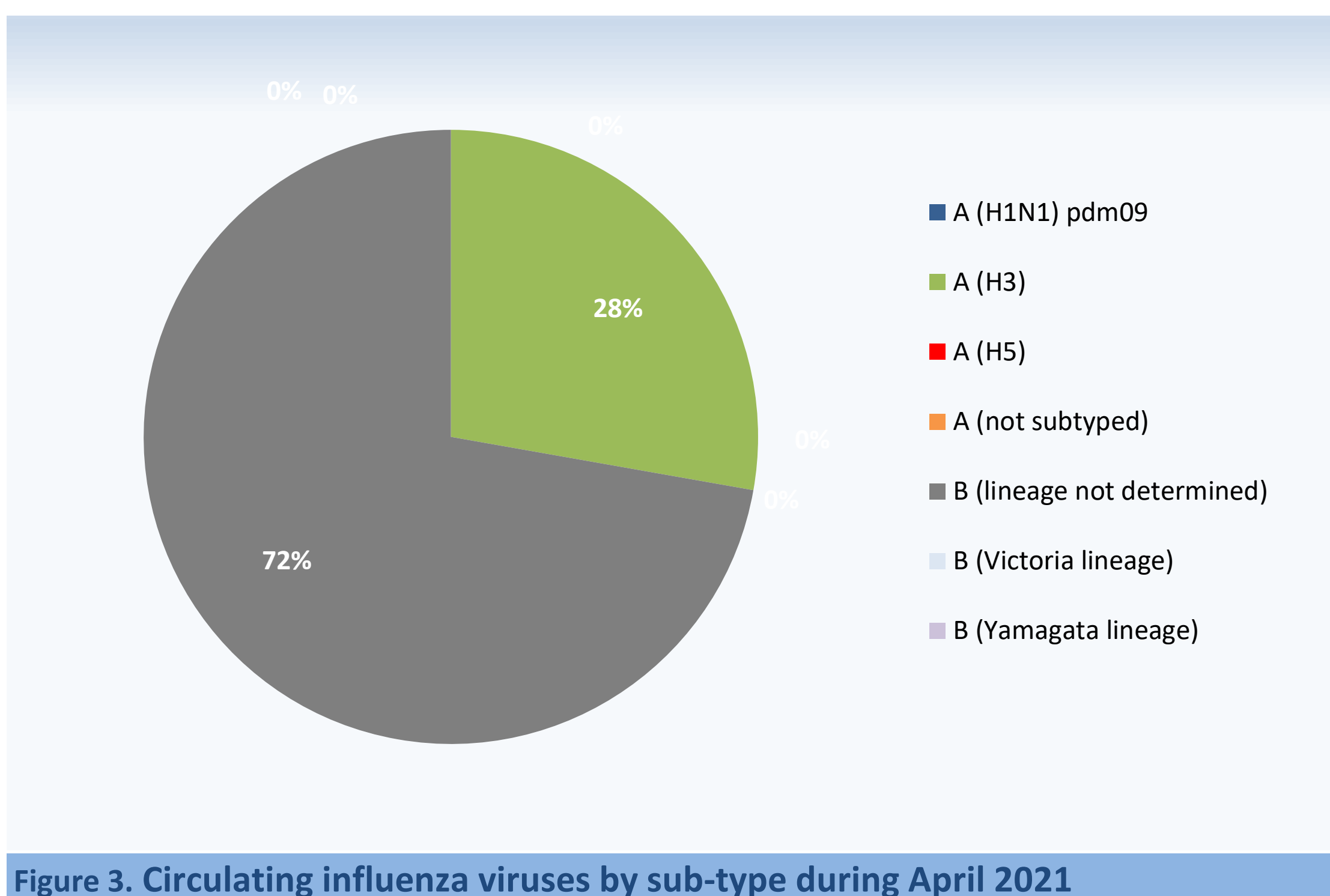


Figure 3. Circulating influenza viruses by sub-type during April 2021

© World Health Organization 2021.

Some rights reserved. This work is available under the Creative Commons Attribution-Non Commercial-Share Alike 3.0 IGO license (CC BY-NC-SA 3.0 IGO); <https://creativecommons.org/licenses/by-nc-sa/3.0/igo/>.