

# COVID-19 MONTHLY UPDATE | FEBRUARY 2021

## Highlights

- In February 2021, a total of 726 485 COVID-19 cases were reported from 22 countries of the Eastern Mediterranean Region. There was a 4% decrease in overall reported cases as compared to the previous month when it was 753 149. The highest number of cases was reported from Islamic Republic of Iran followed by United Arab Emirates and Iraq.
- During February 2021, a total of 10 289 related deaths were reported from the Region with Islamic Republic of Iran reporting the highest number of deaths followed by Lebanon and Tunisia. There was a 25% decrease in overall reported deaths as compared to the previous month when it was 12 880.
- Seven of the 22 countries in the Region reported an increase in COVID-19 cases and deaths during the month of February as compared to January.
- Since the start of the pandemic, a total of 6 421 085 confirmed COVID-19 cases, including 144 947 related deaths were reported from the 22 countries (case-fatality rate 2.3%).
- Thirteen countries have reported one or more new variants of concern (VOC) in the Region (B.1.1.7 in 13 countries, B.1.351 in 1 country and B.1.1.28 alias P.1 in 1 country).
- In February 2021, WHO listed two versions of the AstraZeneca/Oxford COVID-19 vaccine for emergency use. The vaccines are produced by AstraZeneca-SKBio (Republic of Korea) and the Serum Institute of India. Vaccination has started in 13 countries of the Region including Afghanistan, Bahrain, Egypt, Islamic Republic of Iran, Jordan, Kuwait, Lebanon, Morocco, Oman, occupied Palestinian territory, Pakistan, Qatar, Saudi Arabia and United Arab Emirates. The total number of doses administered is 11 224 406.

## COVID-19 cases and deaths by EMR Countries, 29 January 2020 to 28 February 2021

Countries	February		Cumulative figures			Trend*
	New cases	New deaths	Cases	Deaths	CFR%	
Afghanistan	638	41	55 759	2446	4.4	↓
Bahrain	19 338	74	122 395	449	0.4	↑
Djibouti	134	0	6066	63	1	↑
Egypt	16 473	1372	182 424	10 688	5.9	↓
Islamic Republic of Iran	213 170	2114	1 631 169	60 073	3.7	↑
Iraq	75 853	359	695 489	13 406	1.9	↑
Jordan	64 235	385	391 090	4701	1.2	↑
Kuwait	25 595	124	190 852	1083	1	↑
Lebanon	73 981	1610	375 033	4692	1.3	↓
Libya	14 725	327	134 127	2210	2	↓
Morocco	12 497	348	483 654	8623	1.8	↓
Occupied Palestinian territory	29 430	247	208 349	2259	1.1	↓
Oman	7170	41	141 496	1570	1.1	↑
Pakistan	34 937	1213	581 365	12 896	2.2	↑
Qatar	12 329	10	163 664	258	0.2	↓
Saudi Arabia	9309	119	377 383	6494	1.7	↑
Somalia	2473	109	7257	239	3	↑
Sudan	955	80	30 443	1892	6.2	↓
Syrian Arab Republic	1540	106	15 588	1027	6.6	↓
Tunisia	23 624	1220	233 669	8022	3.4	↓
United Arab Emirates	87 915	371	391 524	1221	0.3	↓
Yemen	164	19	2289	635	27.7	↑
<b>Total</b>	<b>726 485</b>	<b>10 289</b>	<b>6 421 085</b>	<b>144 947</b>	<b>2.3</b>	<b>↓</b>

\*trend refers to % changes in the cases compared to previous month

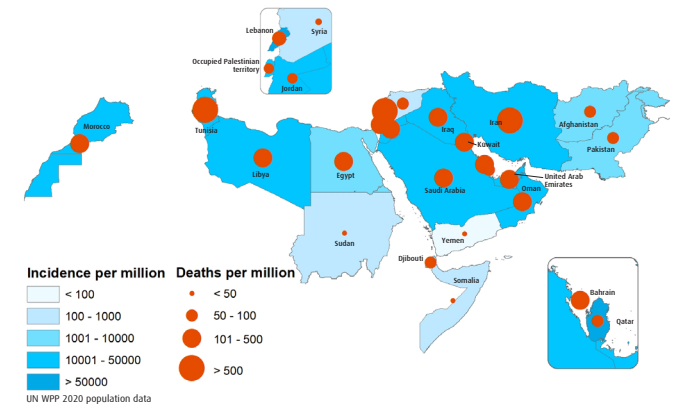
## Key figures, February 2021



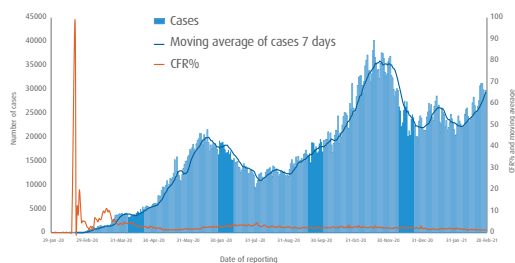
## Cumulative key figures, 29 January 2020 to 28 February 2021



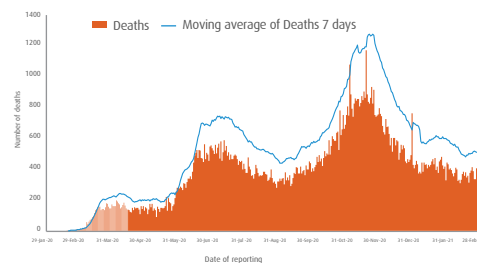
## COVID-19 cases and deaths per million population in EMR, 29 January 2020 to 28 February 2021



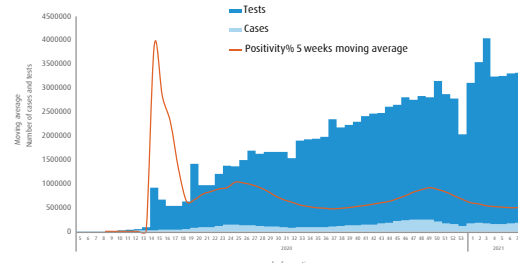
## Distribution of daily cases in EMR, 29 January 2020 to 28 February 2021



## Distribution of daily deaths in EMR, 29 January 2020 to 28 February 2021



## Distribution of weekly COVID-19 tested in EMR, 29 January 2020 to 28 February 2021



## Distribution of COVID-19 cases by age and gender in EMR, 29 January 2020 to 28 February 2021

