

# COVID-19 MONTHLY UPDATE | JANUARY 2021

## Highlights

- In January 2021, a total of 753 149 COVID-19 cases were reported from 22 countries of the Eastern Mediterranean Region (EMR). There was a 9% decrease in overall reported cases as compared to the previous month when it was 823 019.
- During January 2021, a total of 12 880 COVID-19 related deaths were reported from the Region with Islamic Republic of Iran reporting the highest number of deaths followed by Tunisia and Egypt. A 37% decrease was reported in overall deaths as compared to the previous month when it was 17 693.
- Nine of the 22 countries in the Region reported an increase in COVID-19 cases and deaths during in month of January as compared to December.
- Since the start of the pandemic, a total of 5 694 600 confirmed COVID-19 cases including 134 658 related deaths (case-fatality rate 2.4%) were reported from the 22 countries.
- Ten countries have reported one or more new variants of concern (VOC) in the Region (B.1.1.7 in 10 countries, B.1.351 in 2 country and B.1.1.28 alias P.1 in 1 country).
- In December 2020, WHO listed the Pfizer/BioNTech vaccine for emergency use, making the mRNA vaccine the first to receive emergency validation from WHO since the outbreak began. In January 2021, vaccination started in six countries of the Region including United Arab Emirates, Bahrain, Saudi Arabia, Oman, Jordan, Egypt, Morocco, and Kuwait. The total number of doses administered so far is 4 255 697 doses.

## COVID-19 cases and deaths by EMR Countries, 29 January 2020 to 31 January 2021

Countries	January		Cumulative figures			Trend*
	New cases	New deaths	Cases	Deaths	CFR%	
Afghanistan	2535	194	55 121	2405	4.4	↓
Bahrain	10 382	23	103 057	375	0.4	↑
Djibouti	101	2	5932	63	1	↓
Egypt	27 889	1685	165 951	9316	5.6	↑
Islamic Republic of Iran	192 856	2736	1 417 999	57 959	4.1	↓
Iraq	24 345	234	619 636	13 047	2.1	↓
Jordan	32 361	482	326 855	4316	1.3	↓
Kuwait	14 673	25	165 257	959	1	↑
Lebanon	119 549	1337	301 052	3082	1.0	↑
Libya	18 658	396	119 402	1883	2	↑
Morocco	31 964	887	471 157	8275	1.8	↓
Occupied Palestinian territory	23 554	483	178 919	2012	1.1	↓
Oman	5459	30	134 326	1529	1.1	↑
Pakistan	64 250	1507	546 428	11 683	2.1	↓
Qatar	7501	3	151 335	248	0.2	↑
Saudi Arabia	5333	152	368 074	6375	1.7	↓
Somalia	70	0	4784	130	3	↓
Sudan	3758	236	29 488	1812	6.1	↓
Syrian Arab Republic	2614	210	14 048	921	6.6	↓
Tunisia	69 488	2072	210 045	6802	3.2	↑
United Arab Emirates	95 787	181	303 609	850	0.3	↑
Yemen	22	5	2125	616	29.0	
<b>Total</b>	<b>753 149</b>	<b>12 880</b>	<b>5 694 600</b>	<b>134 658</b>	<b>2.4</b>	<b>↓</b>

\*trend refers to % changes in the cases compared to previous month

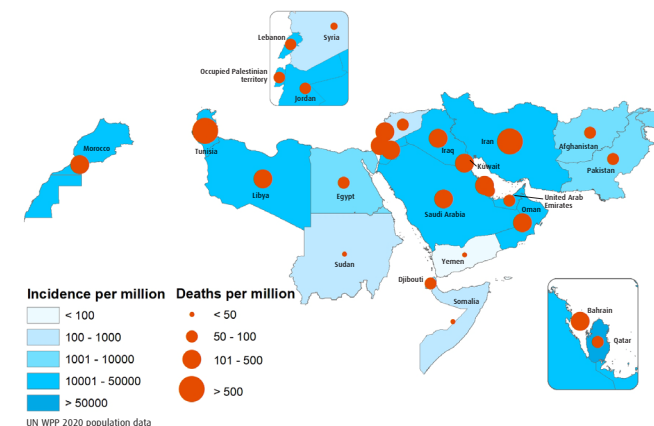
## Key figures, January 2021



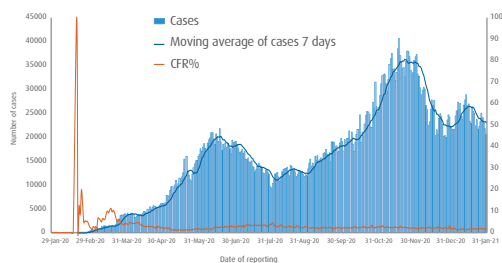
## Cumulative key figures, 29 January 2020 to 31 January 2021



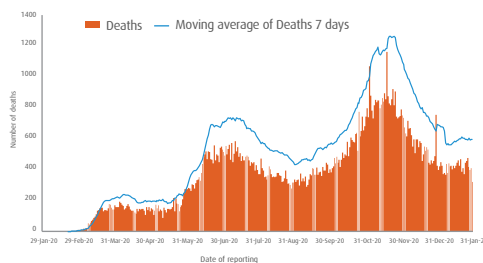
## COVID-19 cases and deaths per million population in EMR, 29 January 2020 to 31 January 2021



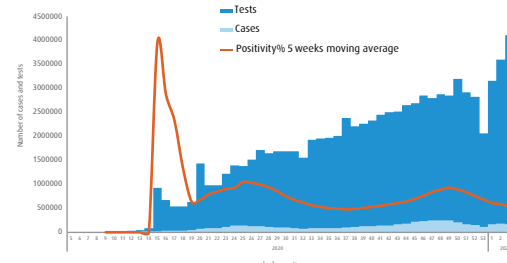
## Distribution of daily cases in EMR, 29 January 2020 to 31 January 2021



## Distribution of daily deaths in EMR, 29 January 2020 to 31 January 2021



## Distribution of weekly COVID-19 tested in EMR, 29 January 2020 to 31 January 2021



## Distribution of COVID-19 cases by age and gender in EMR, 29 January 2020 to 31 January 2021

