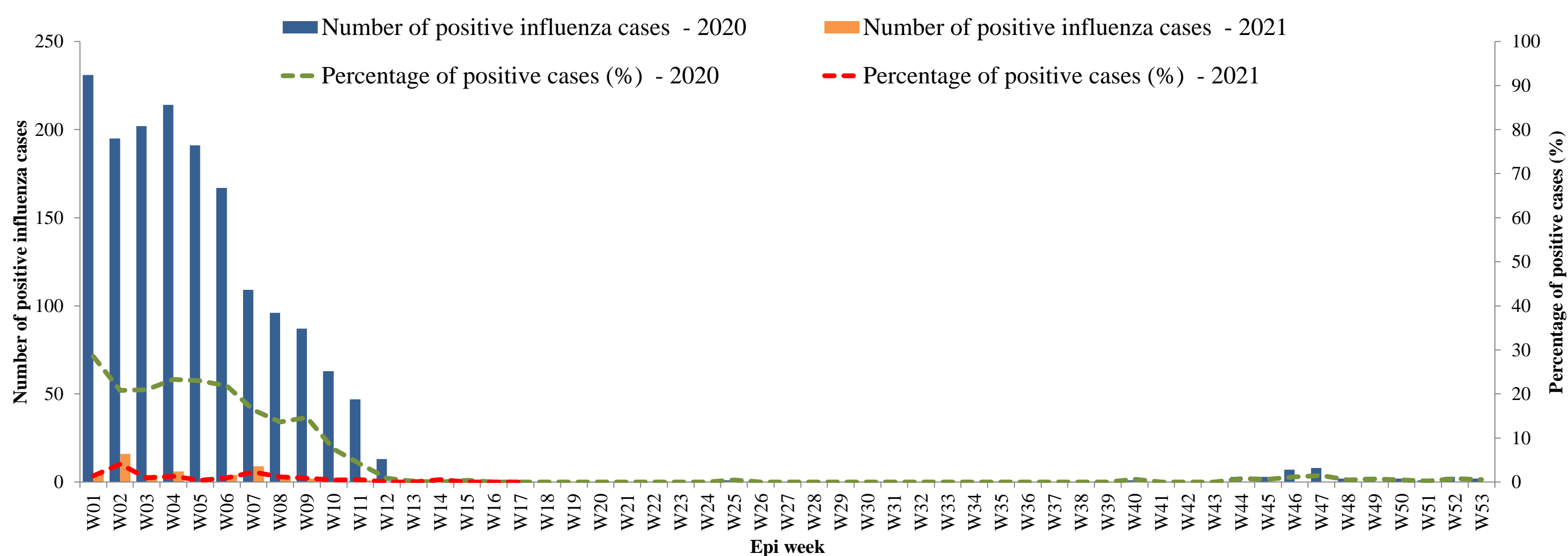


## Influenza situation in the Eastern Mediterranean Region

W17/2021 (from 25/04/2021 to 01/05/2021)

Source of data : **EMFLU Network** and **FLUMART**



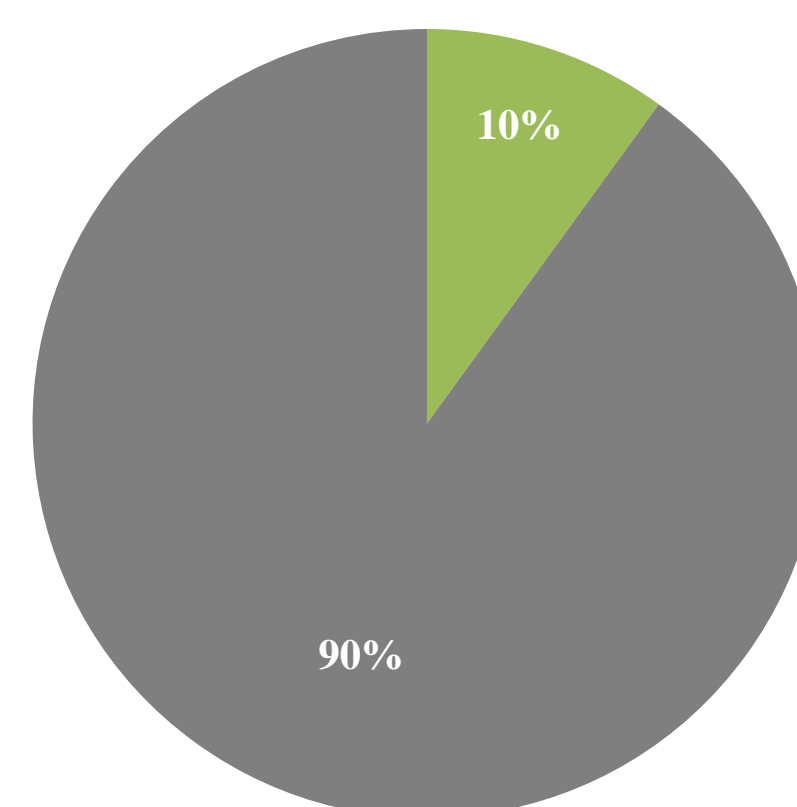
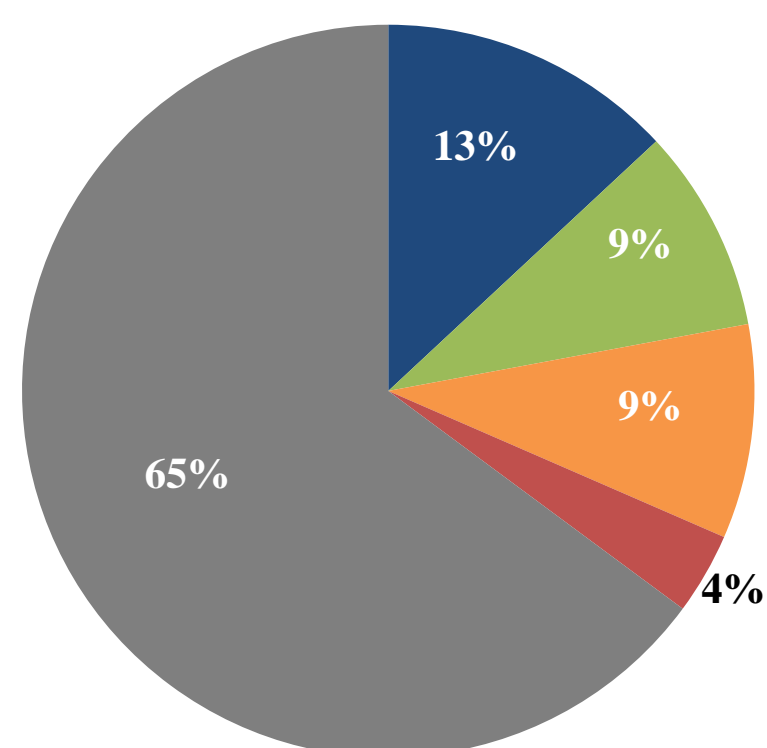
**Figure 1. Number of positive influenza cases and influenza positivity rate per week, 2020-2021**

W33/2020 - W17/2021

Last 4 weeks

■ Flu A: A(H1N1)pdm09 ■ Flu A: seasonal H3N2 ■ Flu A: Unsubtyped  
■ Flu A: H5N1 ■ Flu B

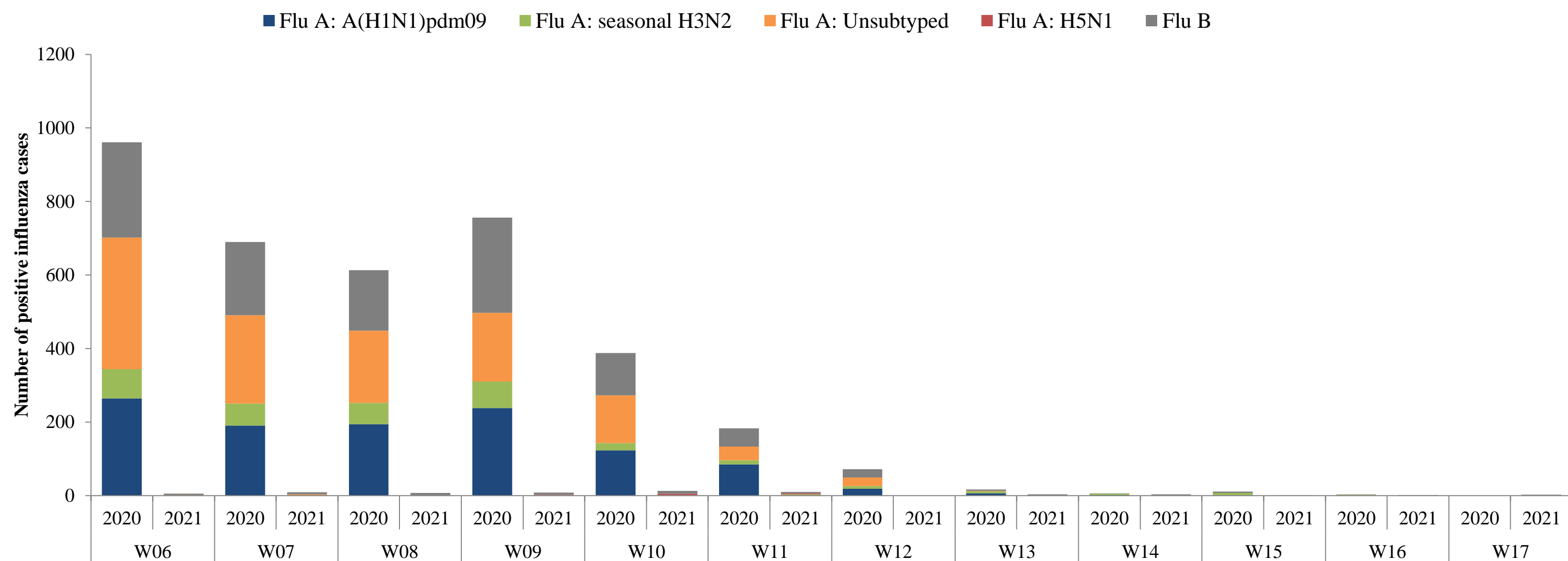
■ Flu A: seasonal H3N2 ■ Flu B



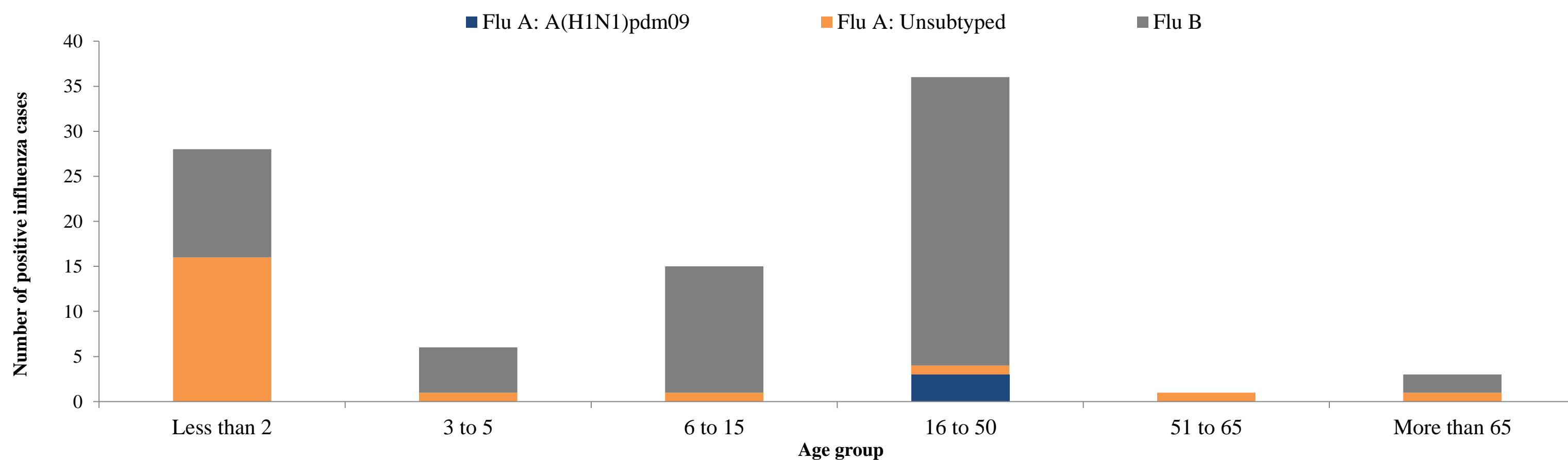
**Figure 2. Percentage of circulating virus type by positive influenza cases**

Virus type	W33/2020-W17/2021	Last 4 weeks
	Number (%)	Number (%)
Flu A: A(H1N1)pdm09	29 (13)	
Flu A: seasonal H3N2	20 (9)	1 (10)
Flu A: Unsubtyped	21 (9)	
Flu A: H5N1	8 (4)	
Flu B	144 (65)	9 (90)
<b>Total</b>	<b>222</b>	<b>10</b>

**Table 1. Type and number of influenza viruses detected from W33/2020 to W17/2021 and during the last four weeks**



**Figure 3. Comparison of respiratory pathogens detected from tested specimens by last 12 weeks**



**Figure 4. Age group distribution of influenza cases by virus type in the Region from W33/2020 to W17/2021**

Country	Number of enrolled cases	Tested cases number (%)	Influenza positive cases number (%)	Positive cases				
				Flu A				Flu B
				Flu A (H1N1)pdm09	Flu A (H3N2)	Flu A (Not-subtyped)	Flu A: H5N1	Number (%)
Afghanistan	1357	993 (73)	18 (2)	(-)	5 (28)	(-)	(-)	13 (72)
Iran (Islamic Republic of)	1096	1096 (100)	4 (0)	(-)	1 (25)	(-)	(-)	3 (75)
Iraq	249	249 (100)	9 (4)	(-)	(-)	(-)	8 (89)	1 (11)
Jordan	442	442 (100)	(-)	(-)	(-)	(-)	(-)	(-)
Kuwait	140	(-)	(-)	(-)	(-)	(-)	(-)	(-)
Lebanon	871	871 (100)	(-)	(-)	(-)	(-)	(-)	(-)
Oman	2670	2662 (100)	5 (0)	(-)	(-)	(-)	(-)	5 (100)
Qatar	2656	2656 (100)	36 (1)	(-)	(-)	19 (53)	(-)	17 (47)
Saudi Arabia	3680	855 (23)	35 (4)	1 (3)	(-)	2 (6)	(-)	32 (91)
Sudan	13	13 (100)	(-)	(-)	(-)	(-)	(-)	(-)
Syrian Arab Republic	41	41 (100)	(-)	(-)	(-)	(-)	(-)	(-)
Tunisia	125	125 (100)	(-)	(-)	(-)	(-)	(-)	(-)
United Arab Emirates	353	353 (100)	7 (2)	(-)	5 (71)	(-)	(-)	2 (29)
<b>Total</b>	<b>13693</b>	<b>10356 (76)</b>	<b>114 (1)</b>	<b>1 (1)</b>	<b>11 (10)</b>	<b>21 (18)</b>	<b>8 (7)</b>	<b>73 (64)</b>

**Table 2. Reported cases by country during W01-W17/2021**

© World Health Organization 2021.

Some rights reserved. This work is available under the Creative Commons Attribution-Non Commercial-Share Alike 3.0 IGO license (CC BY-NC-SA 3.0 IGO; <https://creativecommons.org/licenses/by-nc-sa/3.0/igo>).