

Influenza situation in the Eastern Mediterranean Region

W16/2021 (from 18/04/2021 to 24/04/2021)

Source of data : **EMFLU Network** and **FLUMART**

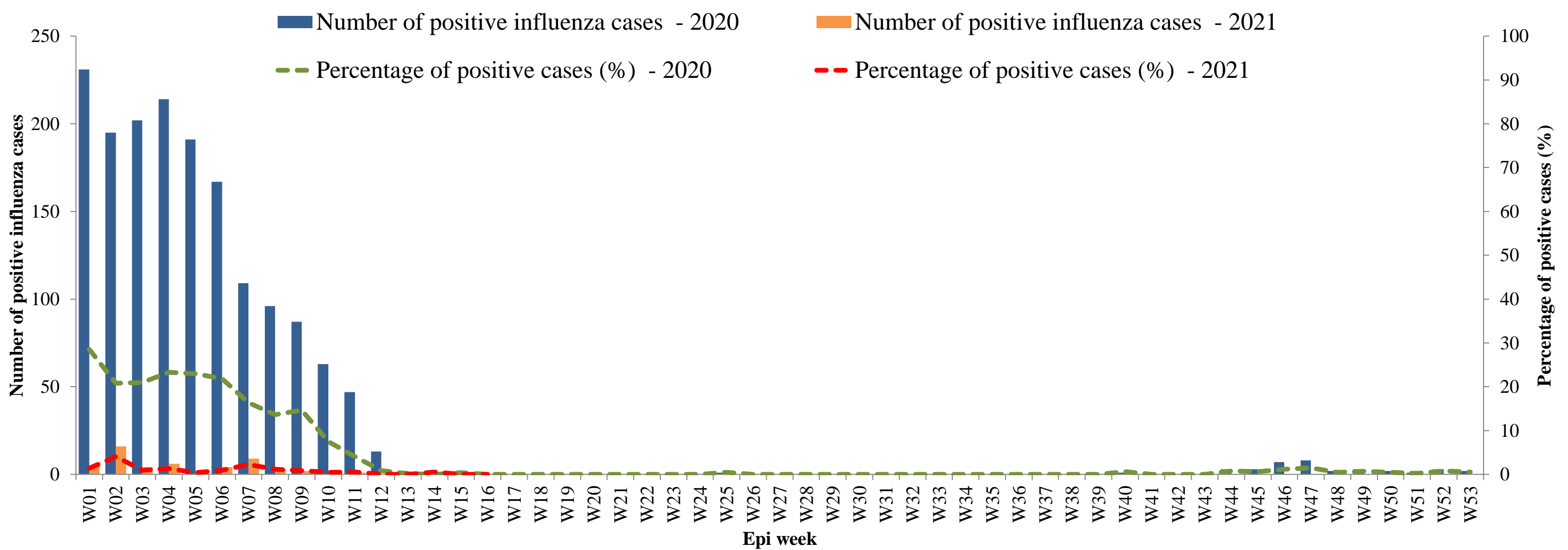


Figure 1. Number of positive influenza cases and influenza positivity rate per week, 2020-2021

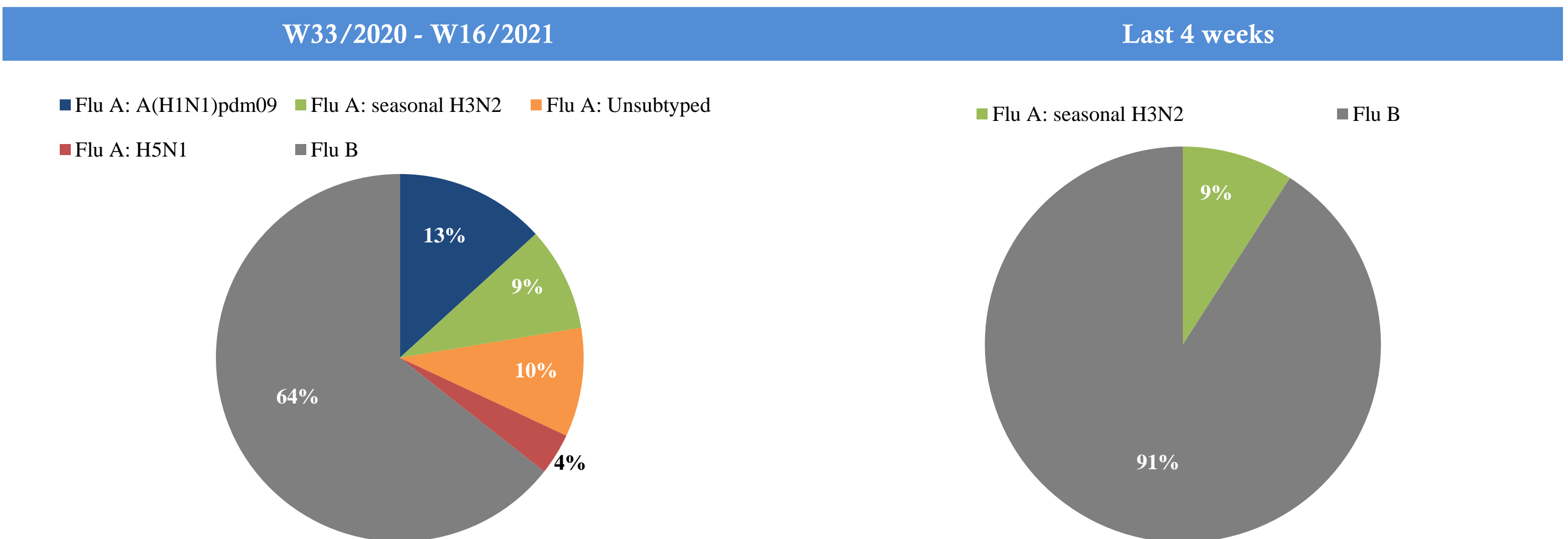


Figure 2. Percentage of circulating virus type by positive influenza cases

| Virus type | W33/2020-W16/2021 | Last 4 weeks |
|----------------------|-------------------|--------------|
| | Number (%) | Number (%) |
| Flu A: A(H1N1)pdm09 | 29 (13) | |
| Flu A: seasonal H3N2 | 20 (9) | 1 (9) |
| Flu A: Unsubtyped | 21 (10) | |
| Flu A: H5N1 | 8 (4) | |
| Flu B | 141 (64) | 10 (91) |
| Total | 219 | 11 |

Table 1. Type and number of influenza viruses detected from W33/2020 to W16/2021 and during the last four weeks

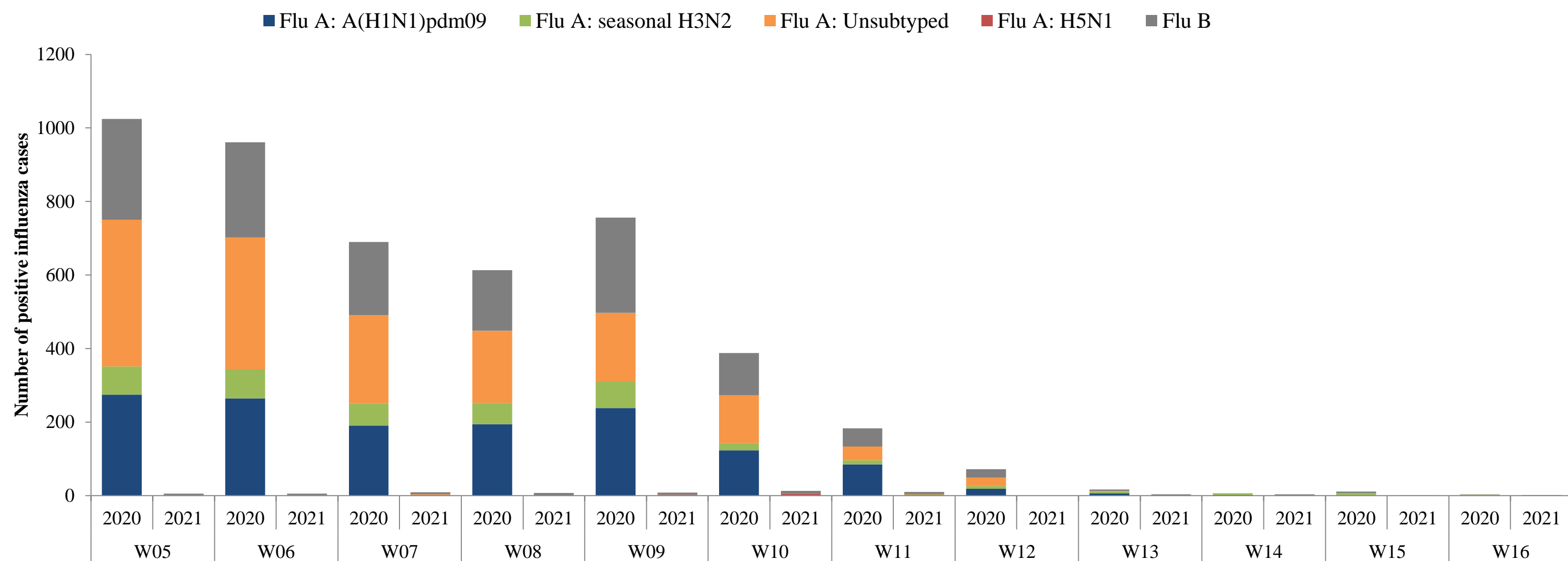


Figure 3. Comparison of respiratory pathogens detected from tested specimens by last 12 weeks

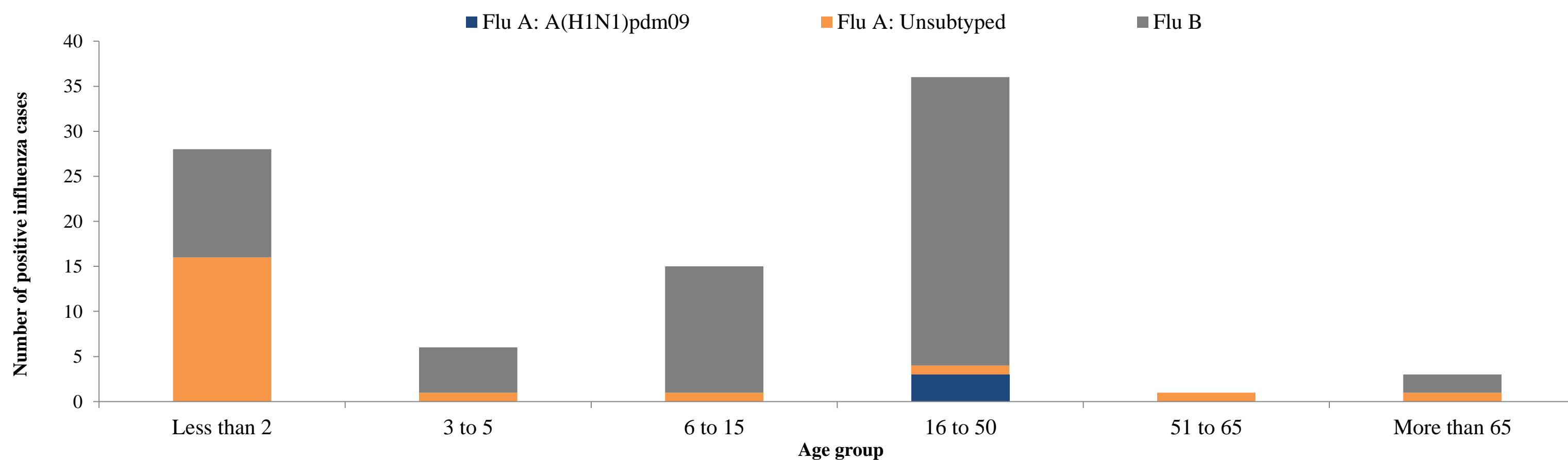


Figure. 4 Age group distribution of influenza cases by virus type in the Region from W33/2020 to W16/2021

| Country | Number of enrolled cases | Tested cases number (%) | Influenza positive cases number (%) | Positive cases | | | | |
|----------------------------|--------------------------|-------------------------|-------------------------------------|-------------------|----------------|----------------------|--------------|----------------|
| | | | | Flu A | | | | Flu B |
| | | | | Flu A (H1N1)pdm09 | Flu A (H3N2) | Flu A (Not-subtyped) | Flu A: H5N1 | Number (%) |
| Afghanistan | 1329 | 993 (75) | 18 (2) | (-) | 5 (28) | (-) | (-) | 13 (72) |
| Iran (Islamic Republic of) | 1096 | 1096 (100) | 4 (0) | (-) | 1 (25) | (-) | (-) | 3 (75) |
| Iraq | 249 | 249 (100) | 9 (4) | (-) | (-) | (-) | 8 (89) | 1 (11) |
| Jordan | 442 | 442 (100) | (-) | (-) | (-) | (-) | (-) | (-) |
| Kuwait | 140 | (-) | (-) | (-) | (-) | (-) | (-) | (-) |
| Lebanon | 820 | 820 (100) | (-) | (-) | (-) | (-) | (-) | (-) |
| Oman | 2521 | 2513 (100) | 5 (0) | (-) | (-) | (-) | (-) | 5 (100) |
| Qatar | 2539 | 2539 (100) | 33 (1) | (-) | (-) | 19 (58) | (-) | 14 (42) |
| Saudi Arabia | 3660 | 851 (23) | 35 (4) | 1 (3) | (-) | 2 (6) | (-) | 32 (91) |
| Sudan | 13 | 13 (100) | (-) | (-) | (-) | (-) | (-) | (-) |
| Syrian Arab Republic | 41 | 41 (100) | (-) | (-) | (-) | (-) | (-) | (-) |
| Tunisia | 125 | 125 (100) | (-) | (-) | (-) | (-) | (-) | (-) |
| United Arab Emirates | 353 | 353 (100) | 7 (2) | (-) | 5 (71) | (-) | (-) | 2 (29) |
| Total | 13328 | 10035 (75) | 111 (1) | 1 (1) | 11 (10) | 21 (19) | 8 (7) | 70 (63) |

Table 2. Reported cases by country during W01-W16/2021

© World Health Organization 2021.

Some rights reserved. This work is available under the Creative Commons Attribution-Non Commercial-Share Alike 3.0 IGO license (CC BY-NC-SA 3.0 IGO; <https://creativecommons.org/licenses/by-nc-sa/3.0/igo>).