

Influenza situation in the Eastern Mediterranean Region

W14/2021 (from 04/04/2021 to 10/04/2021)

Source of data : **EMFLU Network** and **FLUMART**

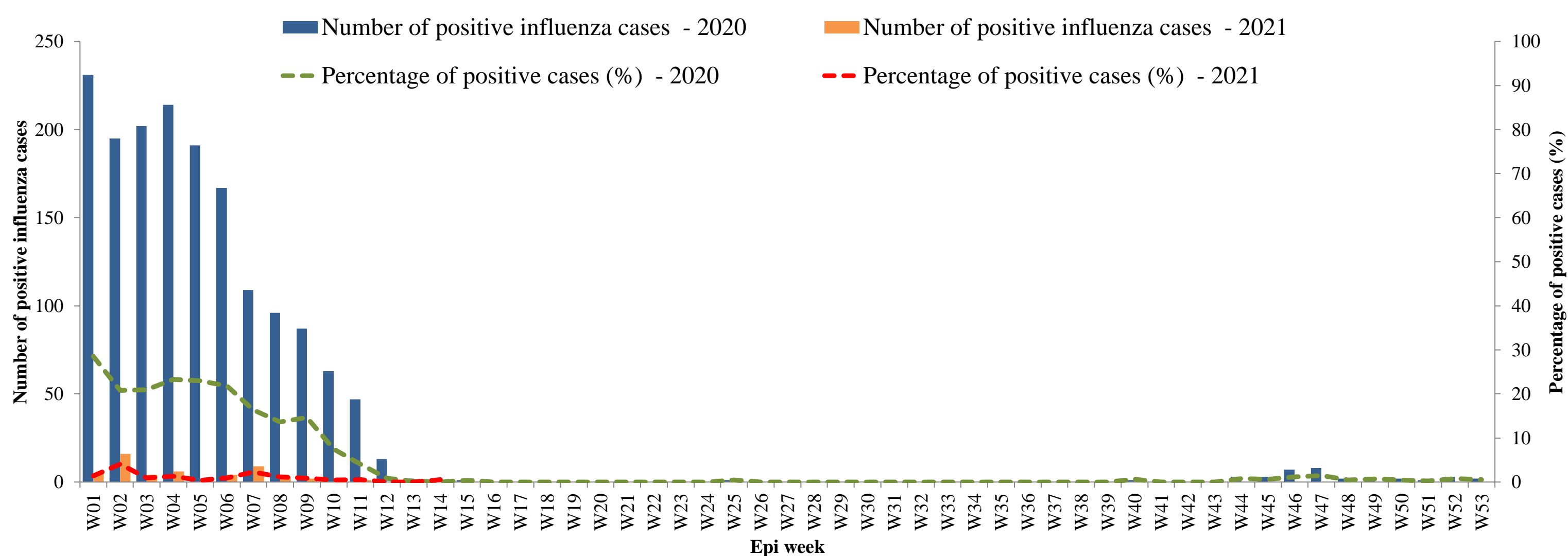


Figure 1. Number of positive influenza cases and influenza positivity rate per week, 2020-2021

W33/2020 - W14/2021

Last 4 weeks

■ Flu A: A(H1N1)pdm09 ■ Flu A: seasonal H3N2 ■ Flu A: Unsubtyped
■ Flu A: H5N1 ■ Flu B

■ Flu A: A(H1N1)pdm09 ■ Flu A: seasonal H3N2 ■ Flu A: H5N1 ■ Flu B

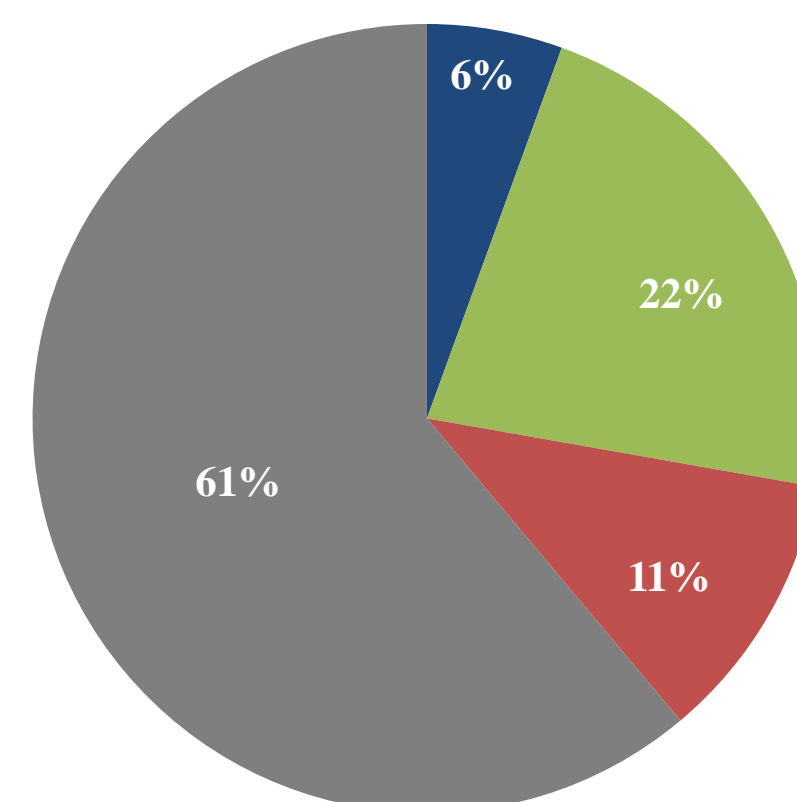
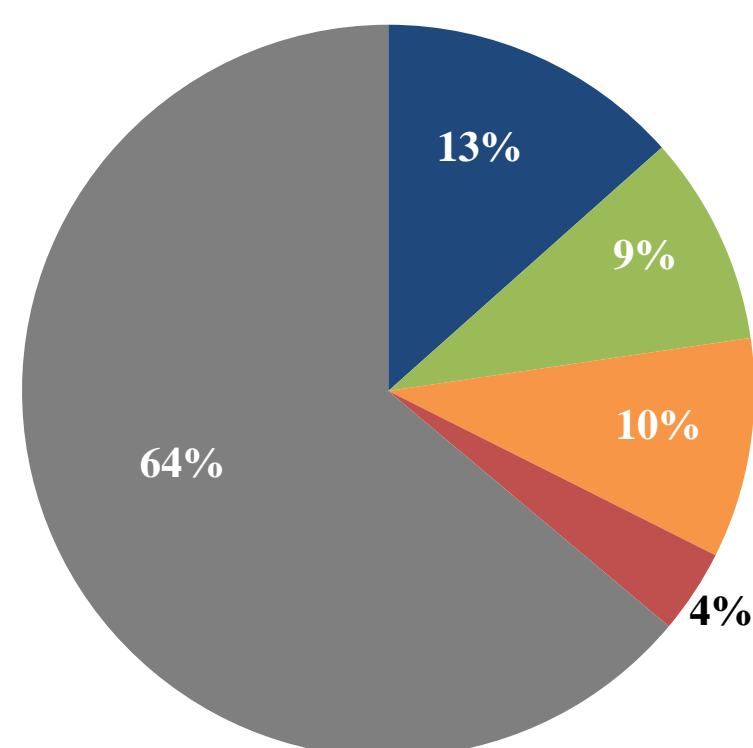


Figure 2. Percentage of circulating virus type by positive influenza cases

Virus type	W33/2020-W14/2021	Last 4 weeks
	Number (%)	Number (%)
Flu A: A(H1N1)pdm09	29 (13)	1 (6)
Flu A: seasonal H3N2	20 (9)	4 (22)
Flu A: Unsubtyped	21 (10)	
Flu A: H5N1	8 (4)	2 (11)
Flu B	138 (64)	11 (61)
Total	216	18

Table 1. Type and number of influenza viruses detected from W33/2020 to W14/2021 and during the last four weeks

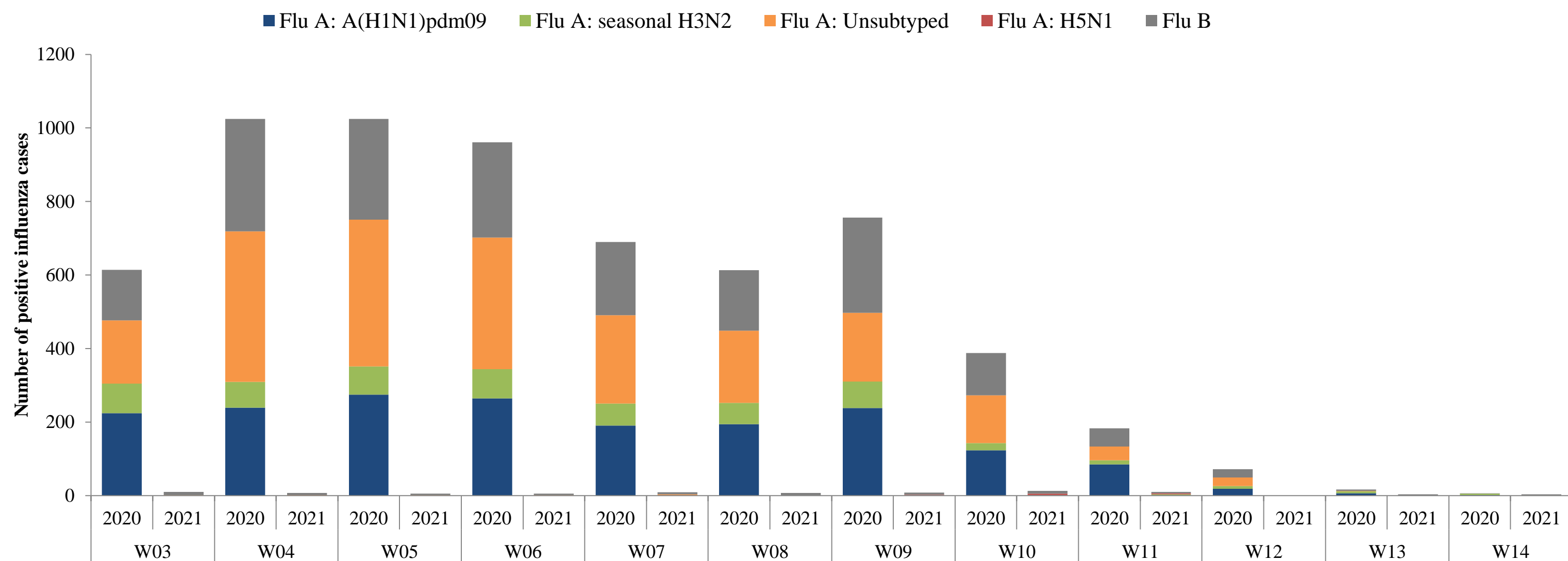


Figure 3. Comparison of respiratory pathogens detected from tested specimens by last 12 weeks

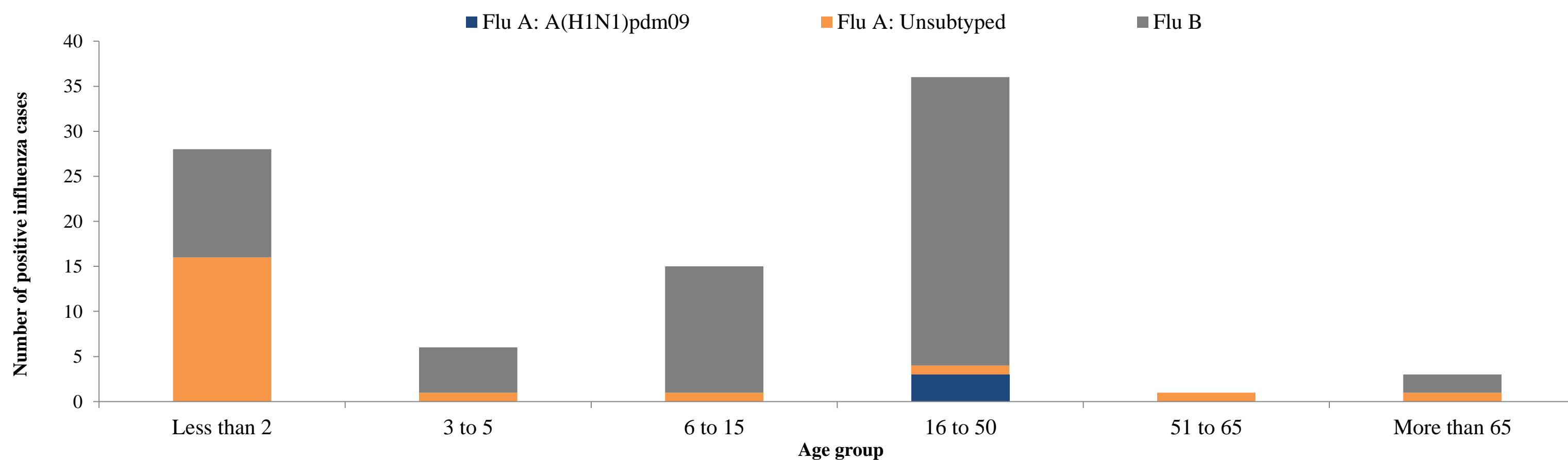


Figure. 4 Age group distribution of influenza cases by virus type in the Region from W33/2020 to W14/2021

Country	Number of enrolled cases	Tested cases number (%)	Influenza positive cases number (%)	Positive cases				
				Flu A				Flu B
				Flu A (H1N1)pdm09	Flu A (H3N2)	Flu A (Not-subtyped)	Flu A: H5N1	Number (%)
Afghanistan	1160	993 (86)	18 (2)	(-)	5 (28)	(-)	(-)	13 (72)
Iran (Islamic Republic of)	1083	1083 (100)	4 (0)	(-)	1 (25)	(-)	(-)	3 (75)
Iraq	233	233 (100)	9 (4)	(-)	(-)	(-)	8 (89)	1 (11)
Jordan	442	442 (100)	(-)	(-)	(-)	(-)	(-)	(-)
Kuwait	140	(-)	(-)	(-)	(-)	(-)	(-)	(-)
Lebanon	720	720 (100)	(-)	(-)	(-)	(-)	(-)	(-)
Oman	2178	2170 (100)	5 (0)	(-)	(-)	(-)	(-)	5 (100)
Qatar	2320	2320 (100)	30 (1)	(-)	(-)	19 (63)	(-)	11 (37)
Saudi Arabia	3461	779 (23)	35 (4)	1 (3)	(-)	2 (6)	(-)	32 (91)
Sudan	13	13 (100)	(-)	(-)	(-)	(-)	(-)	(-)
Syrian Arab Republic	41	41 (100)	(-)	(-)	(-)	(-)	(-)	(-)
Tunisia	122	122 (100)	(-)	(-)	(-)	(-)	(-)	(-)
United Arab Emirates	310	310 (100)	7 (2)	(-)	5 (71)	(-)	(-)	2 (29)
Total	12223	9226 (75)	108 (1)	1 (1)	11 (10)	21 (19)	8 (7)	67 (62)

Table 2. Reported cases by country during W01-W14/2021

© World Health Organization 2021.

Some rights reserved. This work is available under the Creative Commons Attribution-Non Commercial-Share Alike 3.0 IGO license (CC BY-NC-SA 3.0 IGO; <https://creativecommons.org/licenses/by-nc-sa/3.0/igo>).