

Influenza situation in the Eastern Mediterranean Region

W11/2021 (from 14/03/2021 to 20/03/2021)

Source of data : **EMFLU Network** and **FLUMART**

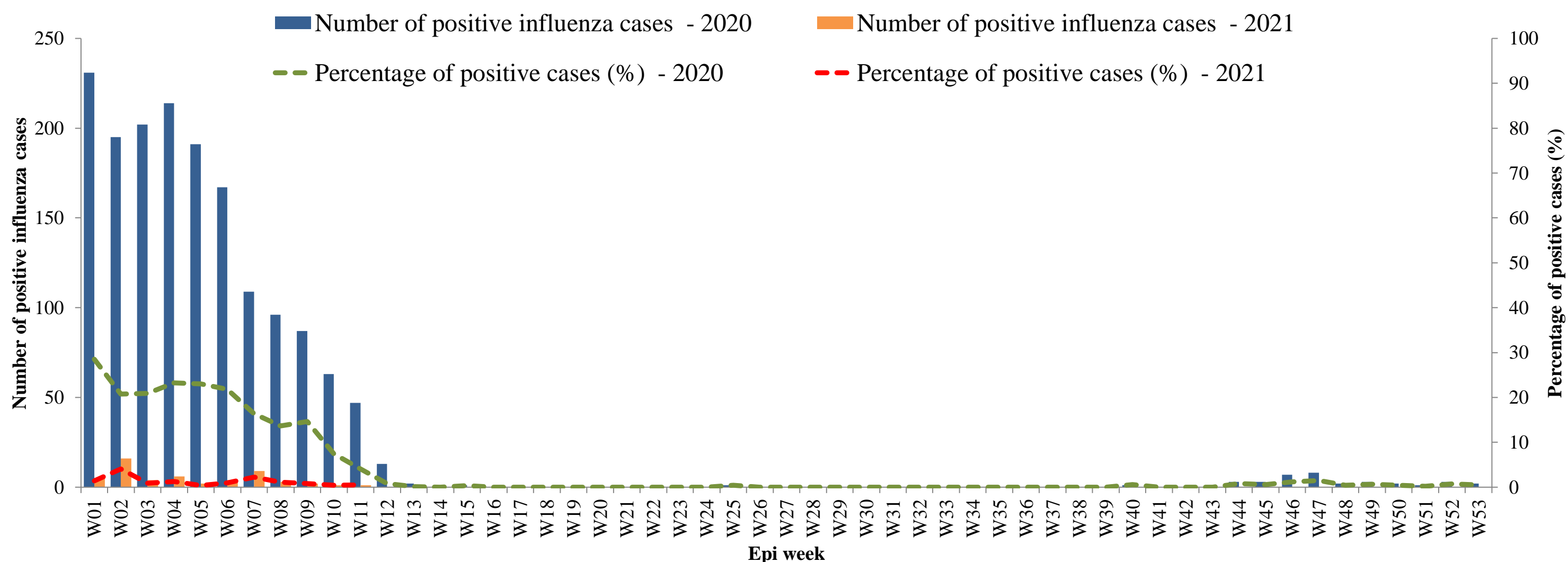


Figure 1. Number of positive influenza cases and influenza positivity rate per week, 2020-2021

W33/2020 - W11/2021

Last 4 weeks

■ Flu A: A(H1N1)pdm09 ■ Flu A: seasonal H3N2 ■ Flu A: Unsubtyped
■ Flu A: H5N1 ■ Flu B

■ Flu A: A(H1N1)pdm09 ■ Flu A: seasonal H3N2 ■ Flu A: H5N1 ■ Flu B

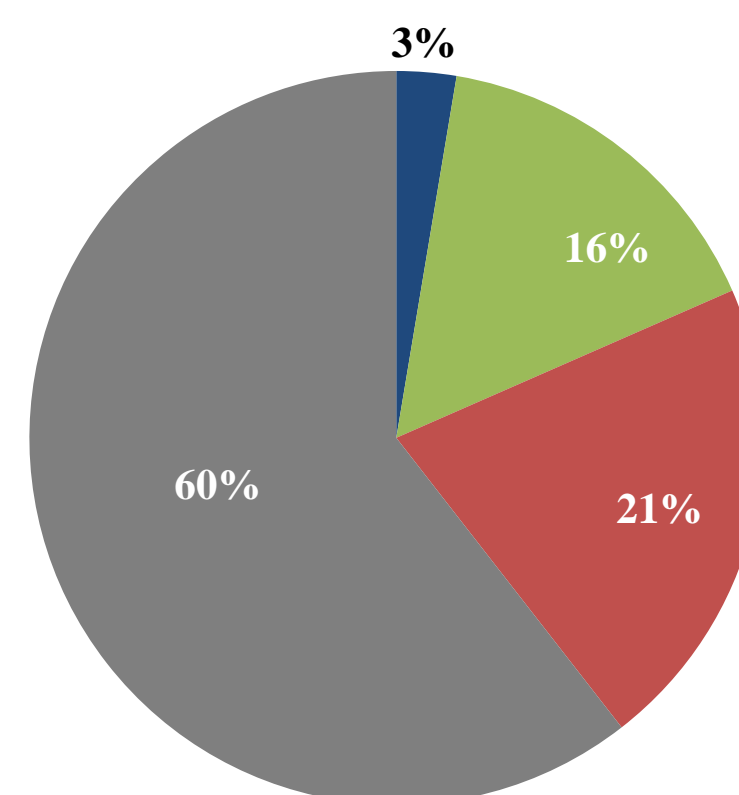
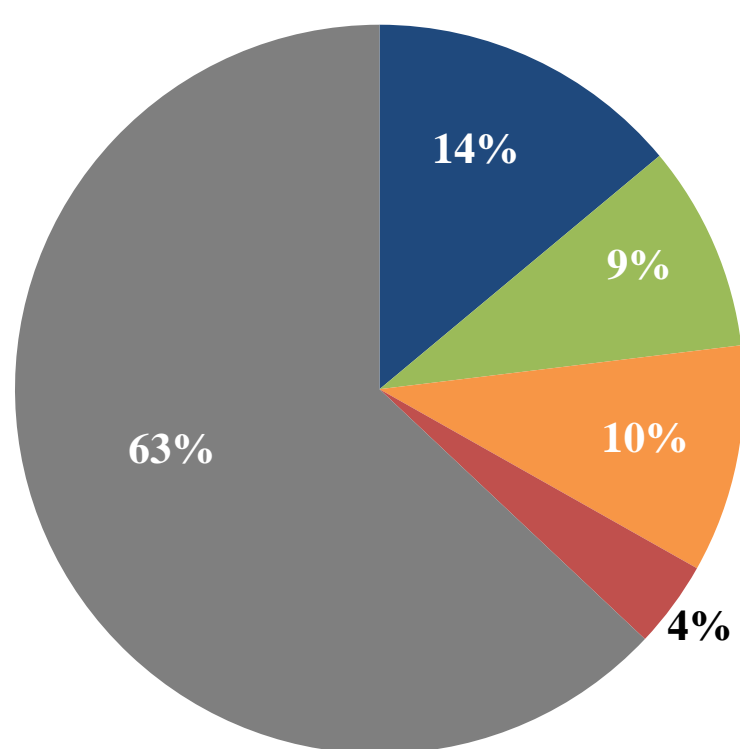


Figure 2. Percentage of circulating virus type by positive influenza cases

Virus type	W33/2020-W11/2021	Last 4 weeks
	Number (%)	Number (%)
Flu A: A(H1N1)pdm09	29 (14)	1 (3)
Flu A: seasonal H3N2	19 (9)	6 (16)
Flu A: Unsubtyped	21 (10)	
Flu A: H5N1	8 (4)	8 (21)
Flu B	131 (63)	23 (61)
Total	208	38

Table 1. Type and number of influenza viruses detected from W33/2020 to W11/2021 and during the last four weeks

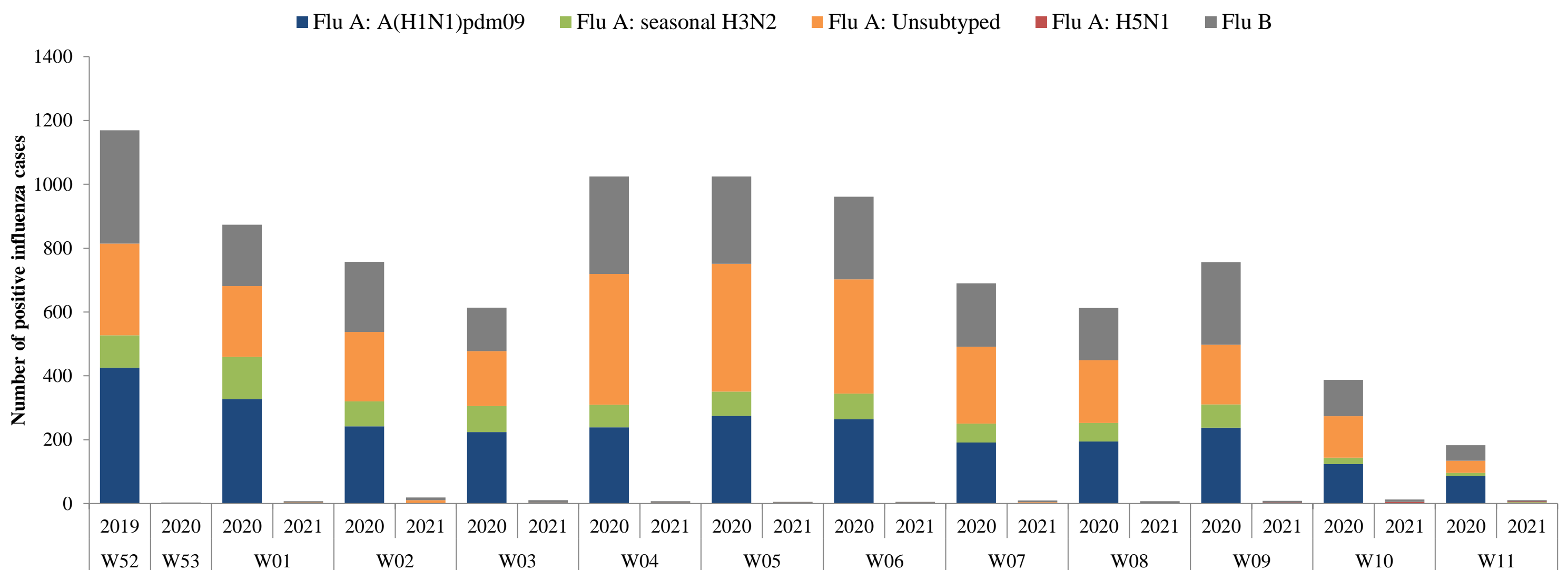


Figure 3. Comparison of respiratory pathogens detected from tested specimens by last 12 weeks

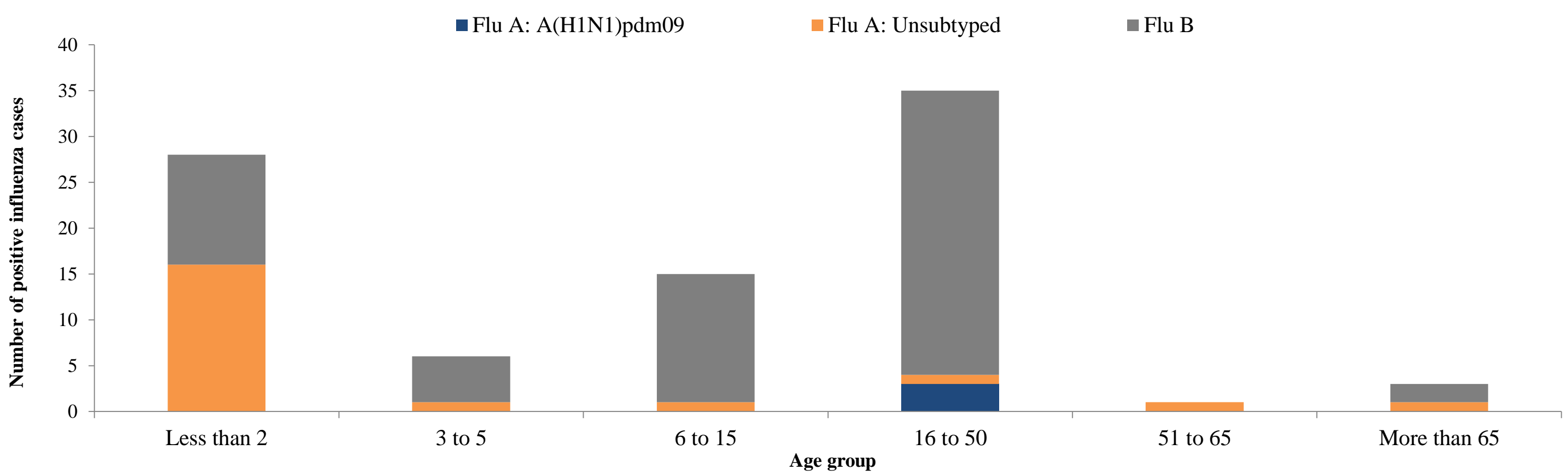


Figure. 4 Age group distribution of influenza cases by virus type in the Region from W33/2020 to W11/2021

Country	Number of enrolled cases	Tested cases number (%)	Influenza positive cases number (%)	Positive cases			
				Flu A			Flu B
				Flu A (H1N1)pdm09	Flu A (H3N2)	Flu A (Not-subtyped)	Number (%)
Afghanistan	989	854 (86)	18 (2)	(-)	5 (28)	(-)	13 (72)
Iran (Islamic Republic of)	1050	1050 (100)	3 (0)	(-)	(-)	(-)	3 (100)
Iraq	213	213 (100)	1 (0)	(-)	(-)	(-)	1 (100)
Jordan	442	442 (100)	(-)	(-)	(-)	(-)	(-)
Kuwait	140	(-)	(-)	(-)	(-)	(-)	(-)
Lebanon	526	526 (100)	(-)	(-)	(-)	(-)	(-)
Oman	1388	1384 (100)	5 (0)	(-)	(-)	(-)	5 (100)
Qatar	1819	1819 (100)	24 (1)	(-)	(-)	19 (79)	5 (21)
Saudi Arabia	2893	635 (22)	34 (5)	1 (3)	(-)	2 (6)	31 (91)
Sudan	13	13 (100)	(-)	(-)	(-)	(-)	(-)
Syrian Arab Republic	41	41 (100)	(-)	(-)	(-)	(-)	(-)
Tunisia	101	101 (100)	(-)	(-)	(-)	(-)	(-)
United Arab Emirates	222	222 (100)	7 (3)	(-)	5 (71)	(-)	2 (29)
Total	9837	7300 (74)	92 (1)	1 (1)	10 (11)	21 (23)	60 (65)

Table 2. Reported cases by country during W01-W11/2021

© World Health Organization 2021.

Some rights reserved. This work is available under the Creative Commons Attribution-Non Commercial-Share Alike 3.0 IGO license (CC BY-NC-SA 3.0 IGO; <https://creativecommons.org/licenses/by-nc-sa/3.0/igo>).