

# Influenza situation in the Eastern Mediterranean Region

W07/2021 (from 14/02/2021 to 20/02/2021)

Source of data : EMFLU Network and FLUMART

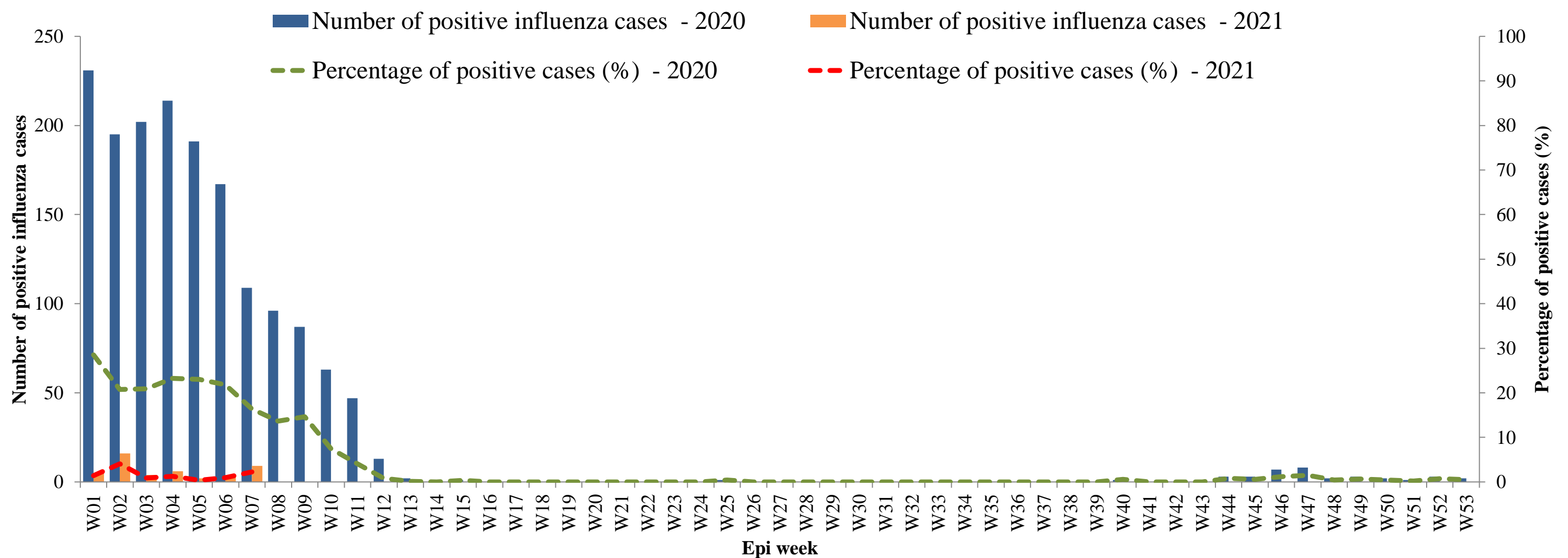


Figure 1. Number of positive influenza cases and influenza positivity rate per week, 2020-2021

W33/2020 - W07/2021

Last 4 weeks

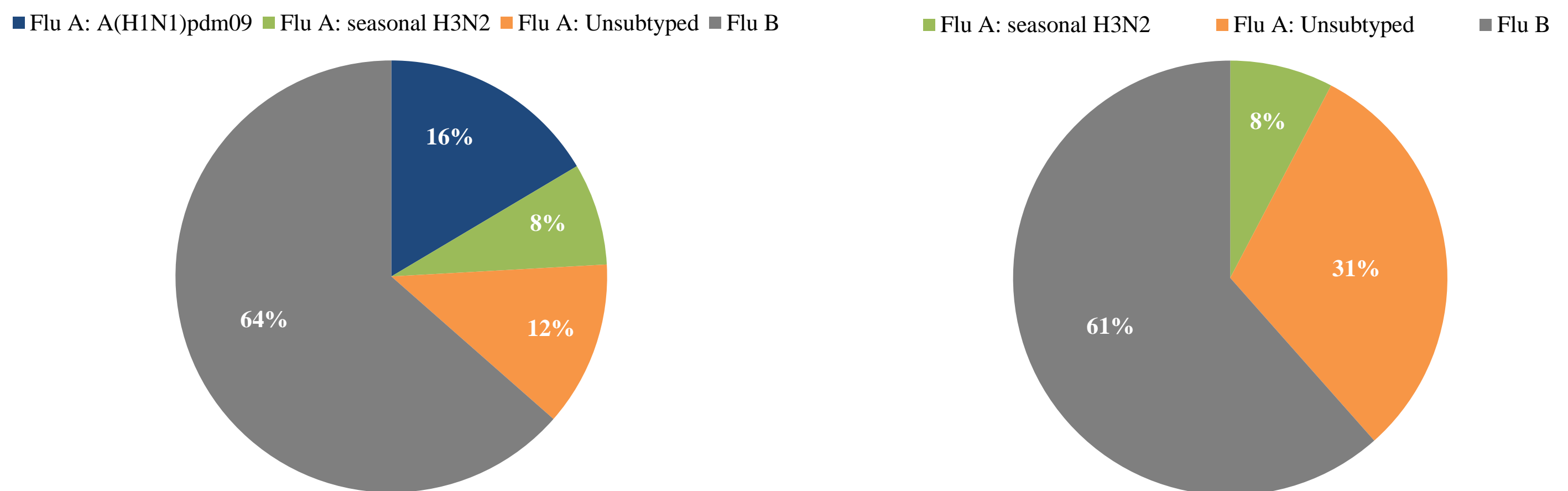
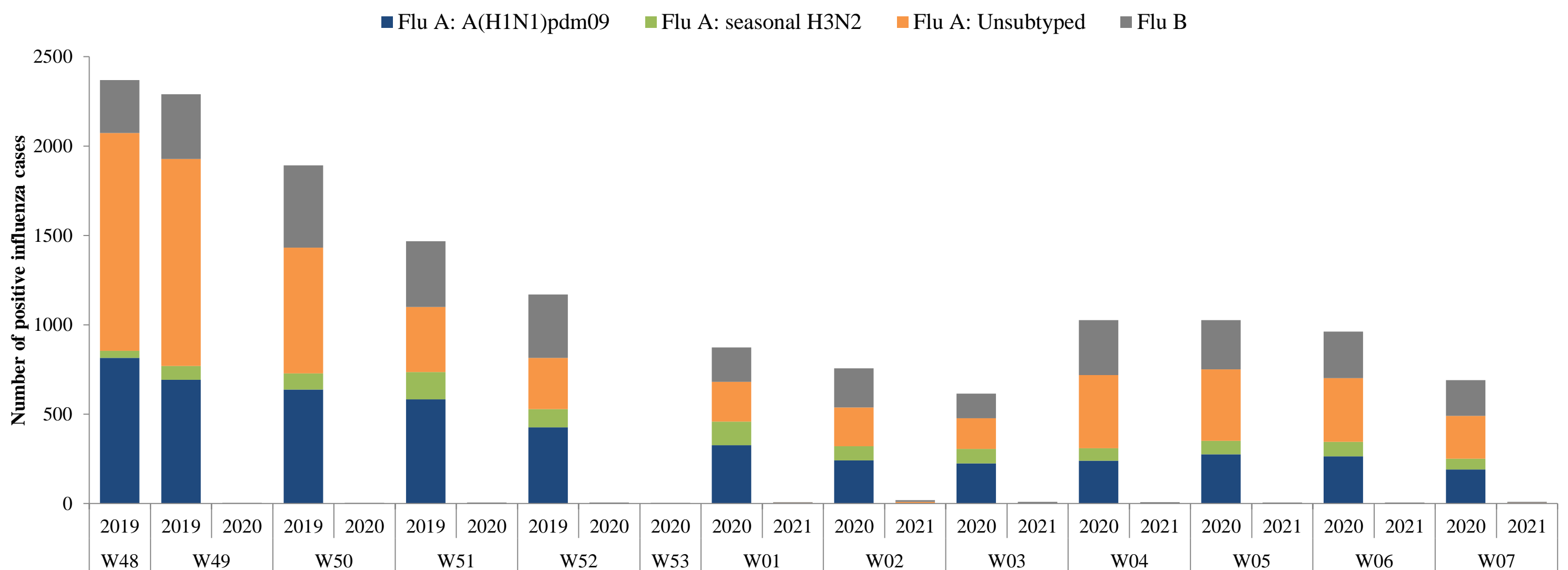


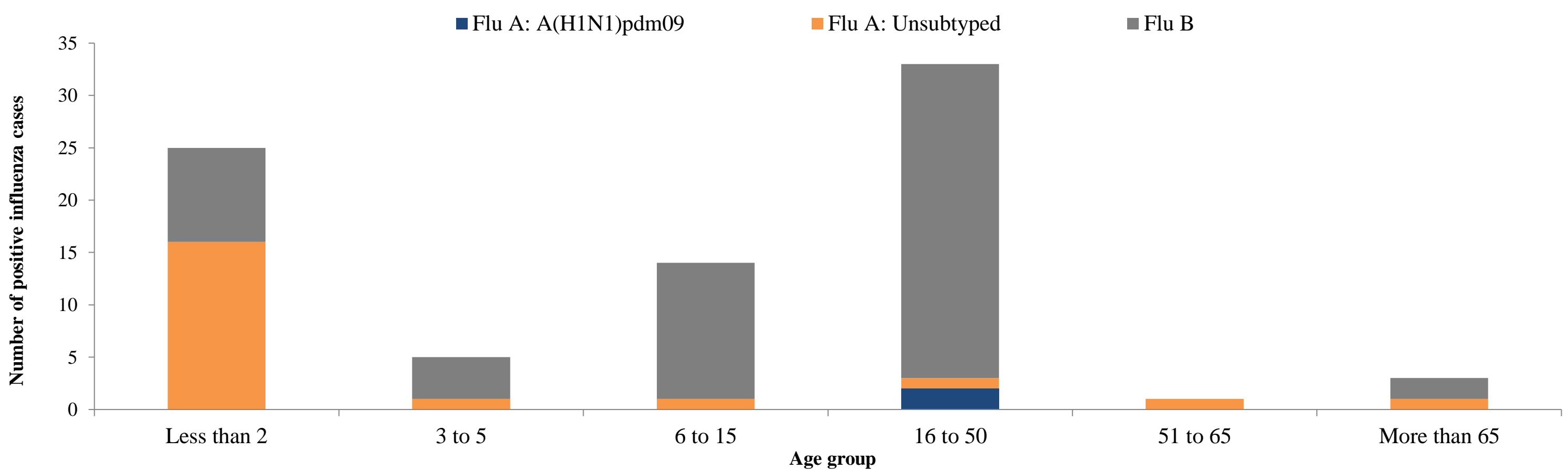
Figure 2. Percentage of circulating virus type by positive influenza cases

Virus type	W33/2020-W07/2021	Last 4 weeks
	Number (%)	Number (%)
Flu A: A(H1N1)pdm09	28 (16)	
Flu A: seasonal H3N2	13 (8)	2 (8)
Flu A: Unsubtyped	21 (12)	8 (31)
Flu B	108 (64)	16 (62)
<b>Total</b>	<b>170</b>	<b>26</b>

Table 1. Type and number of influenza viruses detected from W33/2020 to W07/2021 and during the last four weeks



**Figure 3. Comparison of respiratory pathogens detected from tested specimens by last 12 weeks**



**Figure. 4 Age group distribution of influenza cases by virus type in the Region from W33/2020 to W07/2021**

Country	Number of enrolled cases	Tested cases number (%)	Influenza positive cases number (%)	Positive cases			
				Flu A			Flu B
				Flu A (H1N1)pdm09	Flu A (H3N2)	Flu A (Not-subtyped)	Number (%)
Afghanistan	618	483 (78)	5 (1)	(-)	(-)	(-)	5 (100)
Iran (Islamic Republic of)	767	767 (100)	3 (0)	(-)	(-)	(-)	3 (100)
Iraq	65	65 (100)	(-)	(-)	(-)	(-)	(-)
Jordan	410	410 (100)	(-)	(-)	(-)	(-)	(-)
Kuwait	139	(-)	(-)	(-)	(-)	(-)	(-)
Lebanon	260	260 (100)	(-)	(-)	(-)	(-)	(-)
Oman	678	676 (100)	4 (1)	(-)	(-)	(-)	4 (100)
Qatar	1051	1051 (100)	19 (2)	(-)	(-)	19 (100)	(-)
Saudi Arabia	2037	429 (21)	27 (6)	(-)	(-)	2 (7)	25 (93)
Sudan	13	13 (100)	(-)	(-)	(-)	(-)	(-)
Syrian Arab Republic	41	41 (100)	(-)	(-)	(-)	(-)	(-)
Tunisia	64	64 (100)	(-)	(-)	(-)	(-)	(-)
United Arab Emirates	122	122 (100)	4 (3)	(-)	4 (100)	(-)	(-)
<b>Total</b>	<b>6265</b>	<b>4381 (70)</b>	<b>62 (1)</b>	<b>(-)</b>	<b>4 (6)</b>	<b>21 (34)</b>	<b>37 (60)</b>

**Table 2. Reported cases by country during W01-W07/2021**

© World Health Organization 2021.

Some rights reserved. This work is available under the Creative Commons Attribution-Non Commercial-Share Alike 3.0 IGO license (CC BY-NC-SA 3.0 IGO; <https://creativecommons.org/licenses/by-nc-sa/3.0/igo>).