

Influenza situation in the Eastern Mediterranean Region

W06/2021 (from 07/02/2021 to 13/02/2021)

Source of data : EMFLU Network and FLUMART

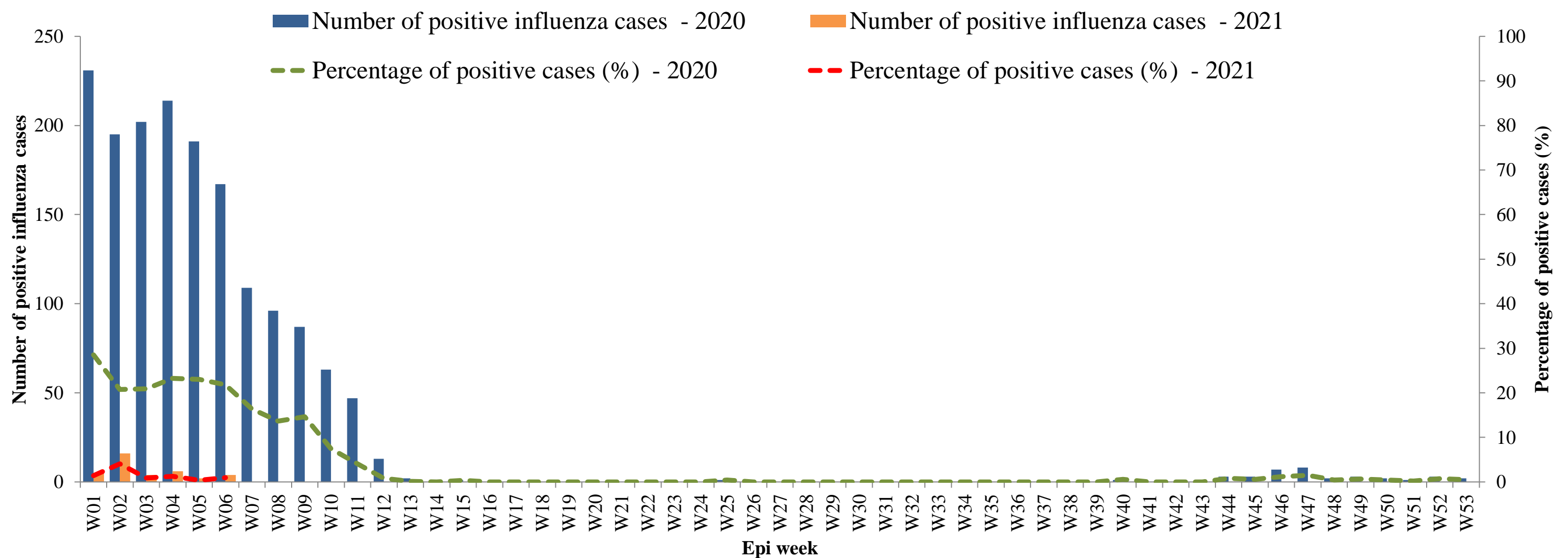


Figure 1. Number of positive influenza cases and influenza positivity rate per week, 2020-2021

W33/2020 - W06/2021

Last 4 weeks

■ Flu A: A(H1N1)pdm09 ■ Flu A: seasonal H3N2 ■ Flu A: Unsubtyped ■ Flu B

■ Flu A: seasonal H3N2 ■ Flu A: Unsubtyped ■ Flu B

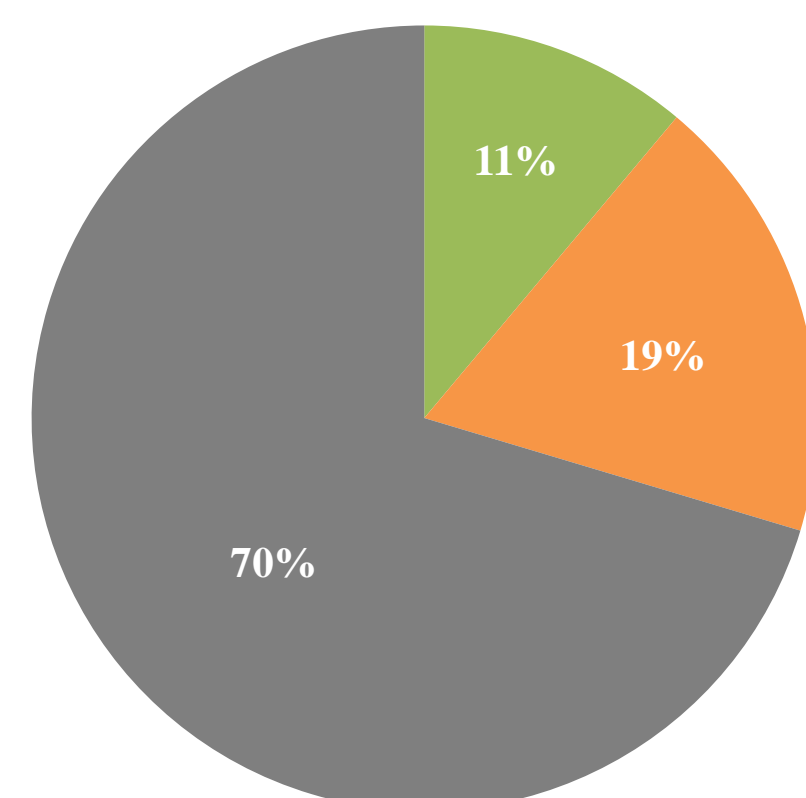
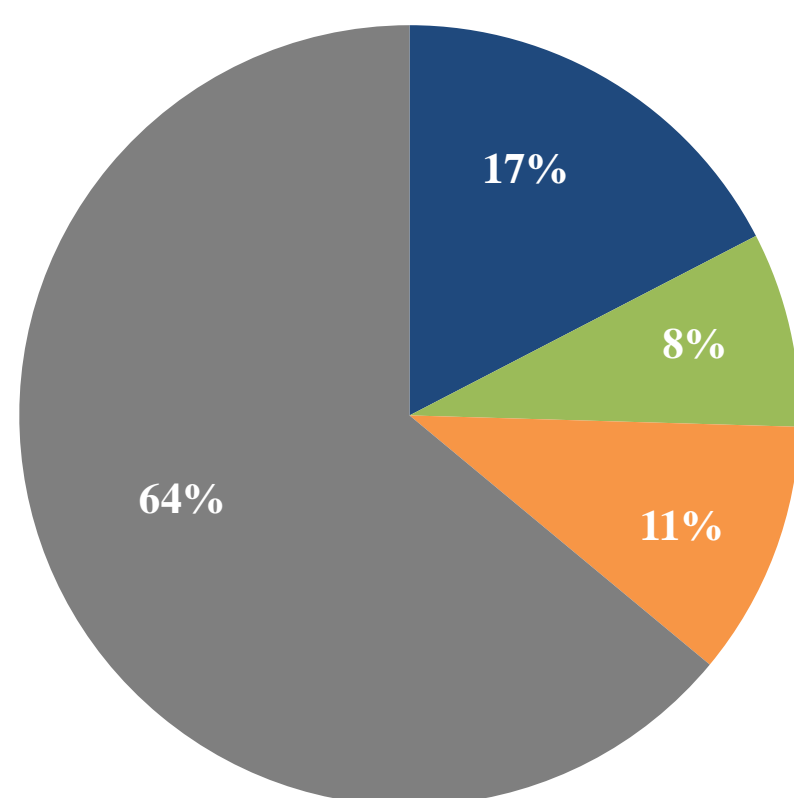


Figure 2. Percentage of circulating virus type by positive influenza cases

Virus type	W33/2020-W06/2021	Last 4 weeks
	Number (%)	Number (%)
Flu A: A(H1N1)pdm09	28 (17)	
Flu A: seasonal H3N2	13 (8)	3 (11)
Flu A: Unsubtyped	17 (11)	5 (19)
Flu B	103 (64)	19 (70)
Total	161	27

Table 1. Type and number of influenza viruses detected from W33/2020 to W06/2021 and during the last four weeks

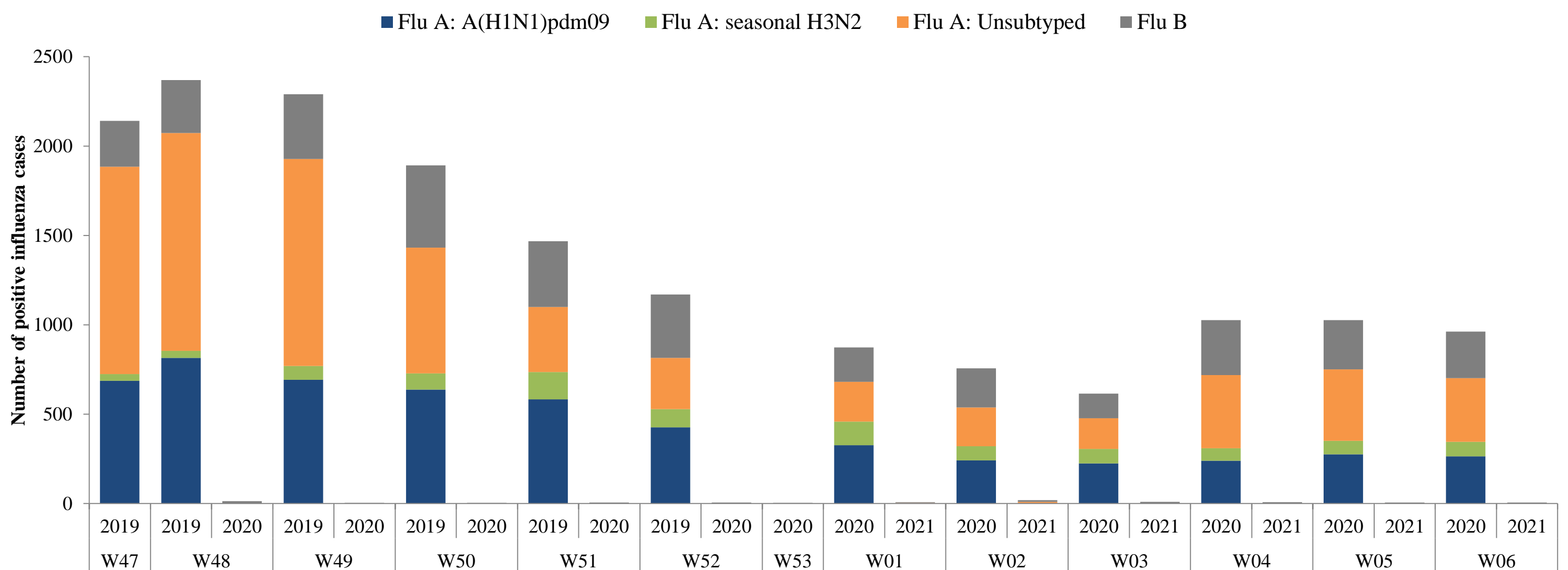


Figure 3. Comparison of respiratory pathogens detected from tested specimens by last 12 weeks

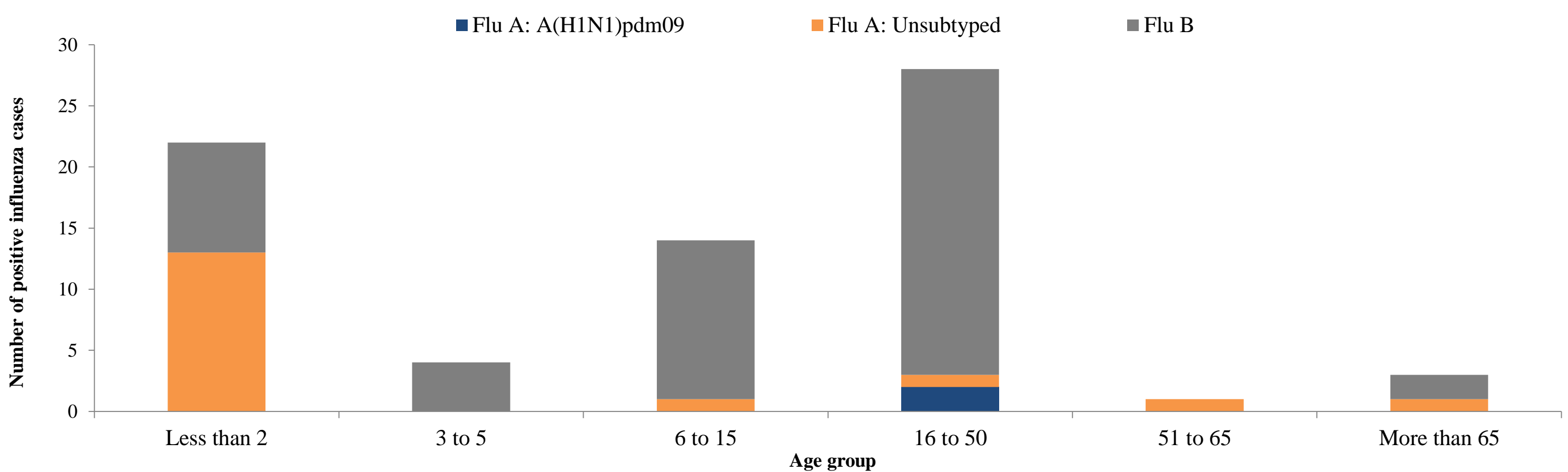


Figure. 4 Age group distribution of influenza cases by virus type in the Region from W33/2020 to W06/2021

Country	Number of enrolled cases	Tested cases number (%)	Influenza positive cases number (%)	Positive cases			
				Flu A			Flu B
				Flu A (H1N1)pdm09	Flu A (H3N2)	Flu A (Not-subtyped)	Number (%)
Afghanistan	570	435 (76)	5 (1)	(-)	(-)	(-)	5 (100)
Iran (Islamic Republic of)	694	694 (100)	3 (0)	(-)	(-)	(-)	3 (100)
Iraq	51	51 (100)	(-)	(-)	(-)	(-)	(-)
Jordan	353	353 (100)	(-)	(-)	(-)	(-)	(-)
Kuwait	123	(-)	(-)	(-)	(-)	(-)	(-)
Lebanon	220	220 (100)	(-)	(-)	(-)	(-)	(-)
Oman	557	555 (100)	4 (1)	(-)	(-)	(-)	4 (100)
Qatar	906	906 (100)	15 (2)	(-)	(-)	15 (100)	(-)
Saudi Arabia	1752	371 (21)	22 (6)	(-)	(-)	2 (9)	20 (91)
Sudan	13	13 (100)	(-)	(-)	(-)	(-)	(-)
Syrian Arab Republic	41	41 (100)	(-)	(-)	(-)	(-)	(-)
Tunisia	49	49 (100)	(-)	(-)	(-)	(-)	(-)
United Arab Emirates	122	122 (100)	4 (3)	(-)	4 (100)	(-)	(-)
Total	5451	3810 (70)	53 (1)	(-)	4 (8)	17 (32)	32 (60)

Table 2. Reported cases by country during W01-W06/2021

© World Health Organization 2021.

Some rights reserved. This work is available under the Creative Commons Attribution-Non Commercial-Share Alike 3.0 IGO license (CC BY-NC-SA 3.0 IGO; <https://creativecommons.org/licenses/by-nc-sa/3.0/igo>).