

Influenza situation in the Eastern Mediterranean Region

W05/2021 (from 31/01/2021 to 06/02/2021)

Source of data : EMFLU Network and FLUMART

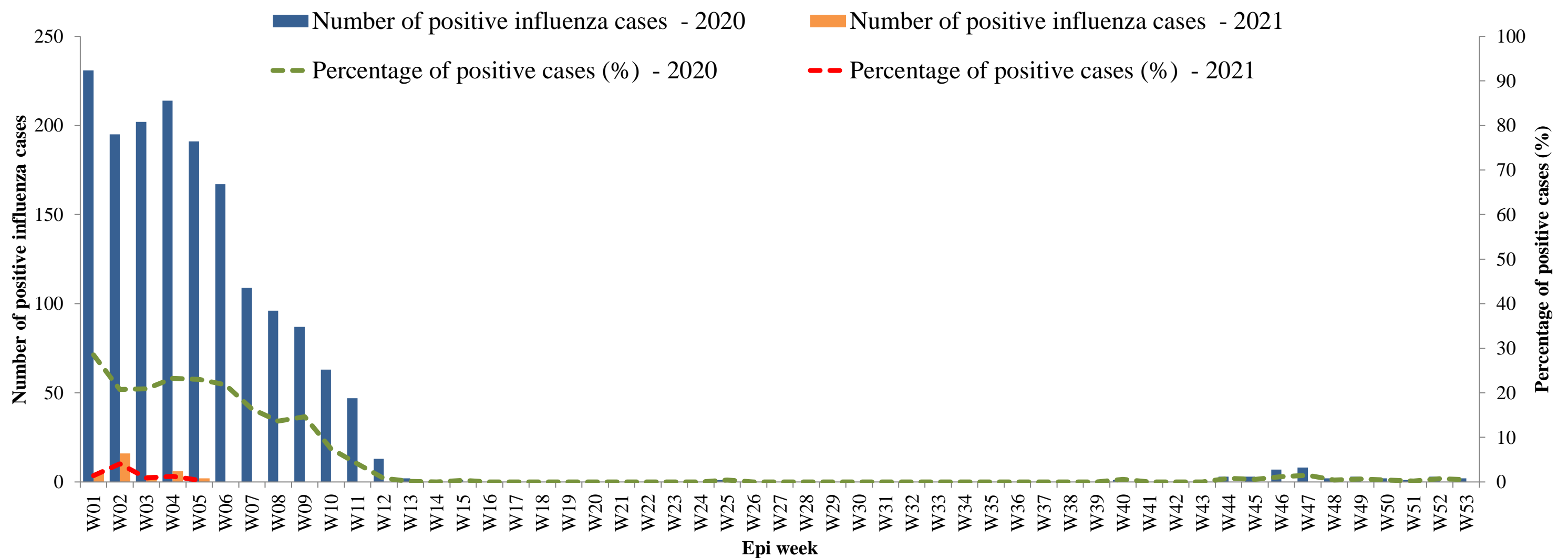


Figure 1. Number of positive influenza cases and influenza positivity rate per week, 2020-2021

W33/2020 - W05/2021

Last 4 weeks

■ Flu A: A(H1N1)pdm09 ■ Flu A: seasonal H3N2 ■ Flu A: Unsubtyped ■ Flu B

■ Flu A: seasonal H3N2 ■ Flu A: Unsubtyped ■ Flu B

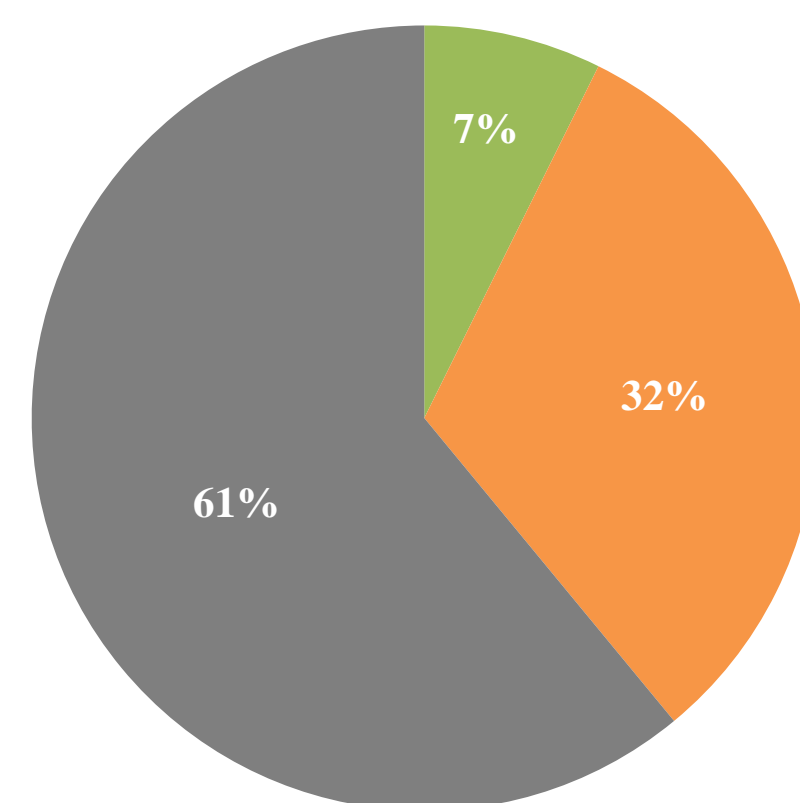
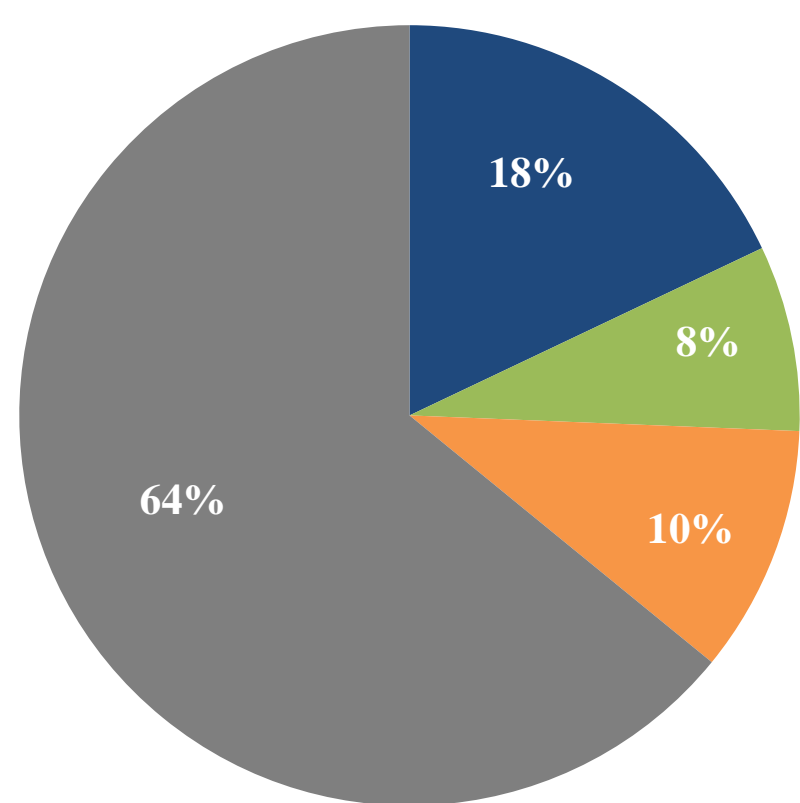


Figure 2. Percentage of circulating virus type by positive influenza cases

Virus type	W33/2020-W05/2021	Last 4 weeks
	Number (%)	Number (%)
Flu A: A(H1N1)pdm09	28 (18)	
Flu A: seasonal H3N2	12 (8)	3 (7)
Flu A: Unsubtyped	16 (10)	13 (32)
Flu B	100 (64)	25 (61)
Total	156	41

Table 1. Type and number of influenza viruses detected from W33/2020 to W05/2021 and during the last four weeks

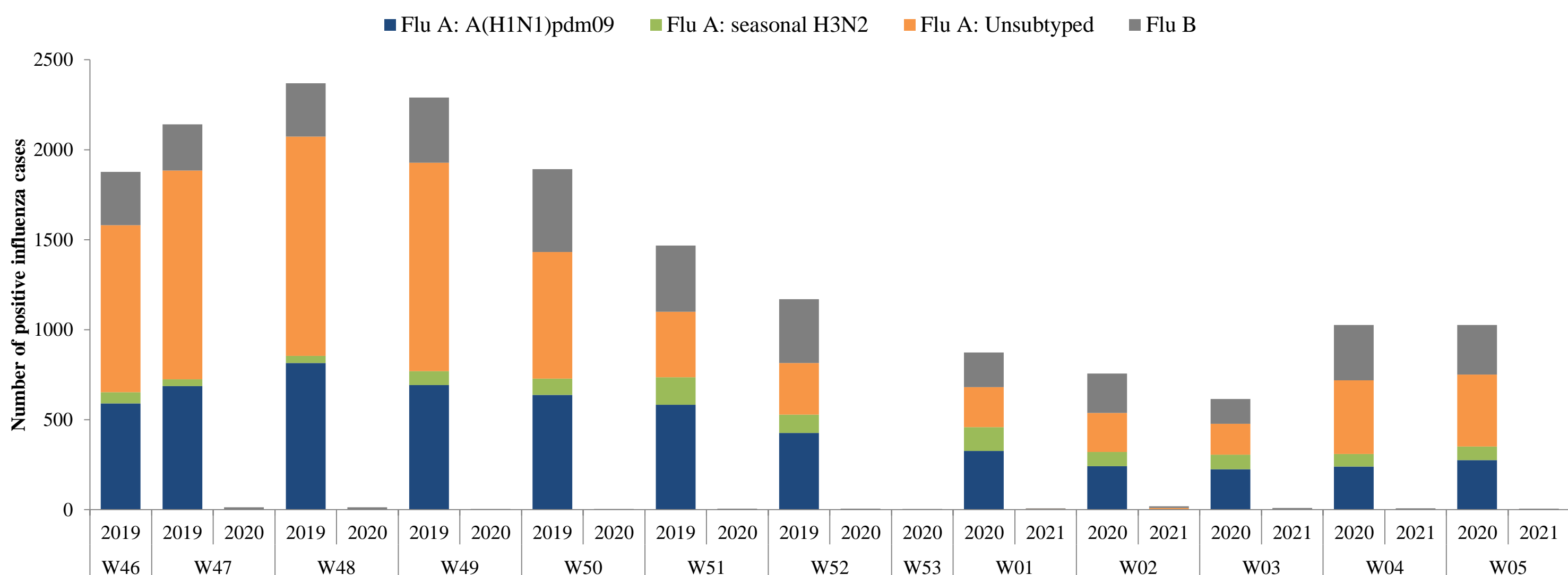


Figure 3. Comparison of respiratory pathogens detected from tested specimens by last 12 weeks

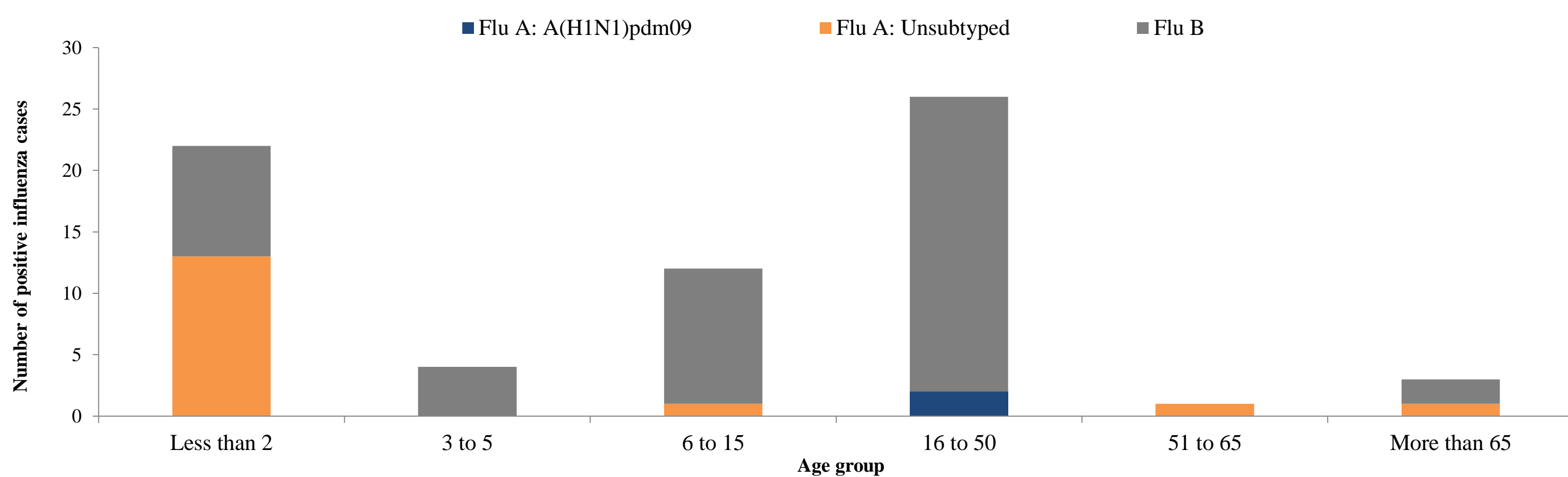


Figure. 4 Age group distribution of influenza cases by virus type in the Region from W33/2020 to W05/2021

Country	Number of enrolled cases	Tested cases number (%)	Influenza positive cases number (%)	Positive cases			
				Flu A			Flu B
				Flu A (H1N1)pdm09	Flu A (H3N2)	Flu A (Not-subtyped)	Number (%)
Afghanistan	519	383 (74)	5 (1)	(-)	(-)	(-)	5 (100)
Iran (Islamic Republic of)	567	567 (100)	3 (1)	(-)	(-)	(-)	3 (100)
Iraq	51	51 (100)	(-)	(-)	(-)	(-)	(-)
Jordan	280	280 (100)	(-)	(-)	(-)	(-)	(-)
Kuwait	99	(-)	(-)	(-)	(-)	(-)	(-)
Lebanon	179	179 (100)	(-)	(-)	(-)	(-)	(-)
Oman	445	443 (100)	4 (1)	(-)	(-)	(-)	4 (100)
Qatar	754	754 (100)	15 (2)	(-)	(-)	15 (100)	(-)
Saudi Arabia	1469	309 (21)	18 (6)	(-)	(-)	1 (6)	17 (94)
Sudan	13	13 (100)	(-)	(-)	(-)	(-)	(-)
Syrian Arab Republic	41	41 (100)	(-)	(-)	(-)	(-)	(-)
Tunisia	39	39 (100)	(-)	(-)	(-)	(-)	(-)
United Arab Emirates	101	101 (100)	3 (3)	(-)	3 (100)	(-)	(-)
Total	4557	3160 (69)	48 (2)	(-)	3 (6)	16 (33)	29 (60)

Table 2. Reported cases by country during W01-W05/2021

© World Health Organization 2021.

Some rights reserved. This work is available under the Creative Commons Attribution-Non Commercial-Share Alike 3.0 IGO license (CC BY-NC-SA 3.0 IGO; <https://creativecommons.org/licenses/by-nc-sa/3.0/igo>).