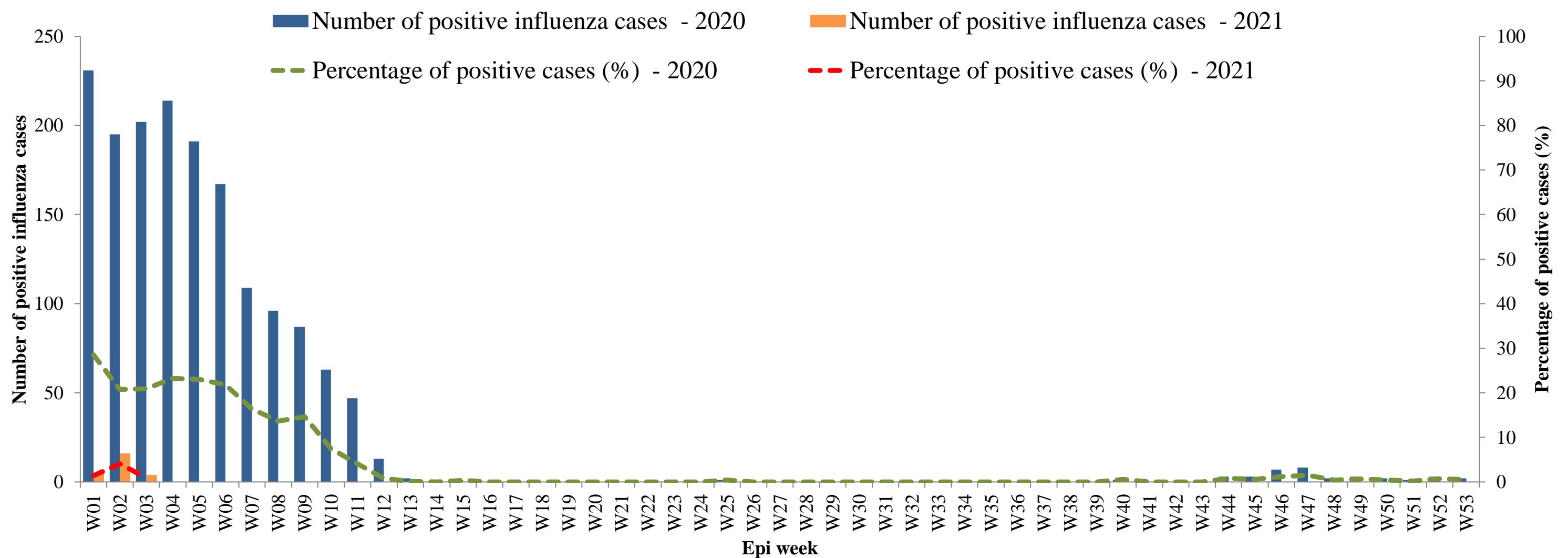


# Influenza situation in the Eastern Mediterranean Region

W03/2021 (from 17/01/2021 to 23/01/2021)

Source of data : **EMFLU Network** and **FLUMART**



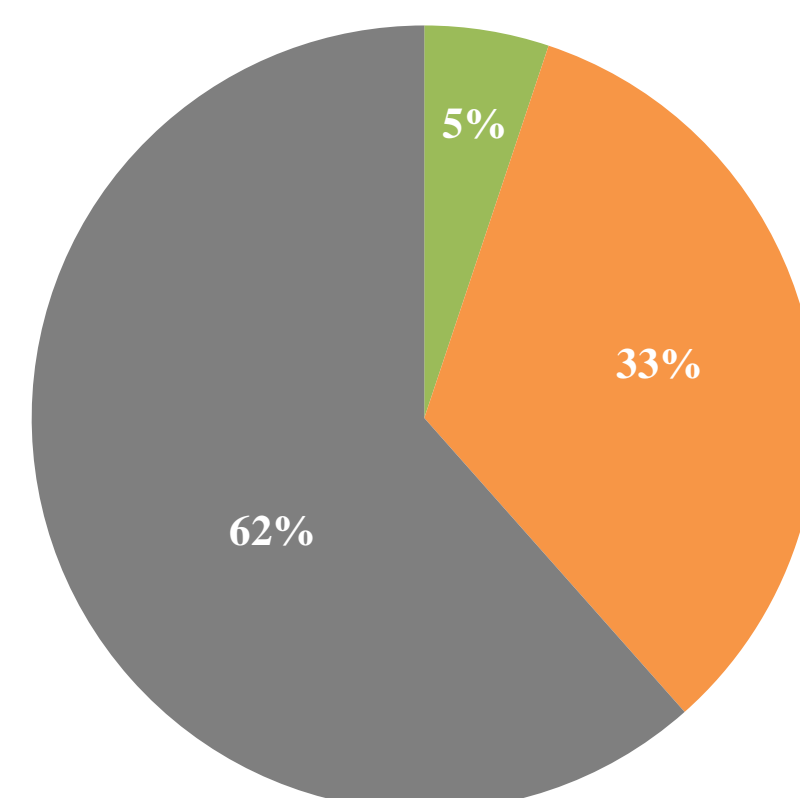
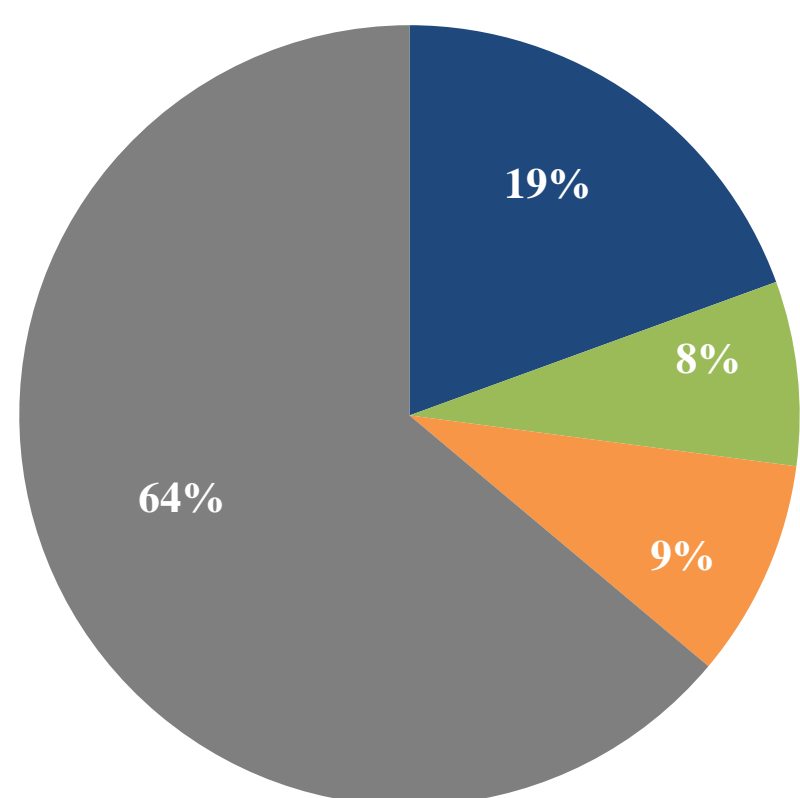
**Figure 1. Number of positive influenza cases and influenza positivity rate per week, 2020-2021**

W33/2020 - W03/2021

Last 4 weeks

■ Flu A: A(H1N1)pdm09 ■ Flu A: seasonal H3N2 ■ Flu A: Unsubtyped ■ Flu B

■ Flu A: seasonal H3N2 ■ Flu A: Unsubtyped ■ Flu B



**Figure 2. Percentage of circulating virus type by positive influenza cases**

Virus type	W33/2020-W03/2021	Last 4 weeks
	Number (%)	Number (%)
Flu A: A(H1N1)pdm09	28 (19)	
Flu A: seasonal H3N2	11 (8)	2 (5)
Flu A: Unsubtyped	13 (9)	13 (33)
Flu B	92 (64)	24 (62)
<b>Total</b>	<b>144</b>	<b>39</b>

**Table 1. Type and number of influenza viruses detected from W33/2020 to W03/2021 and during the last four weeks**

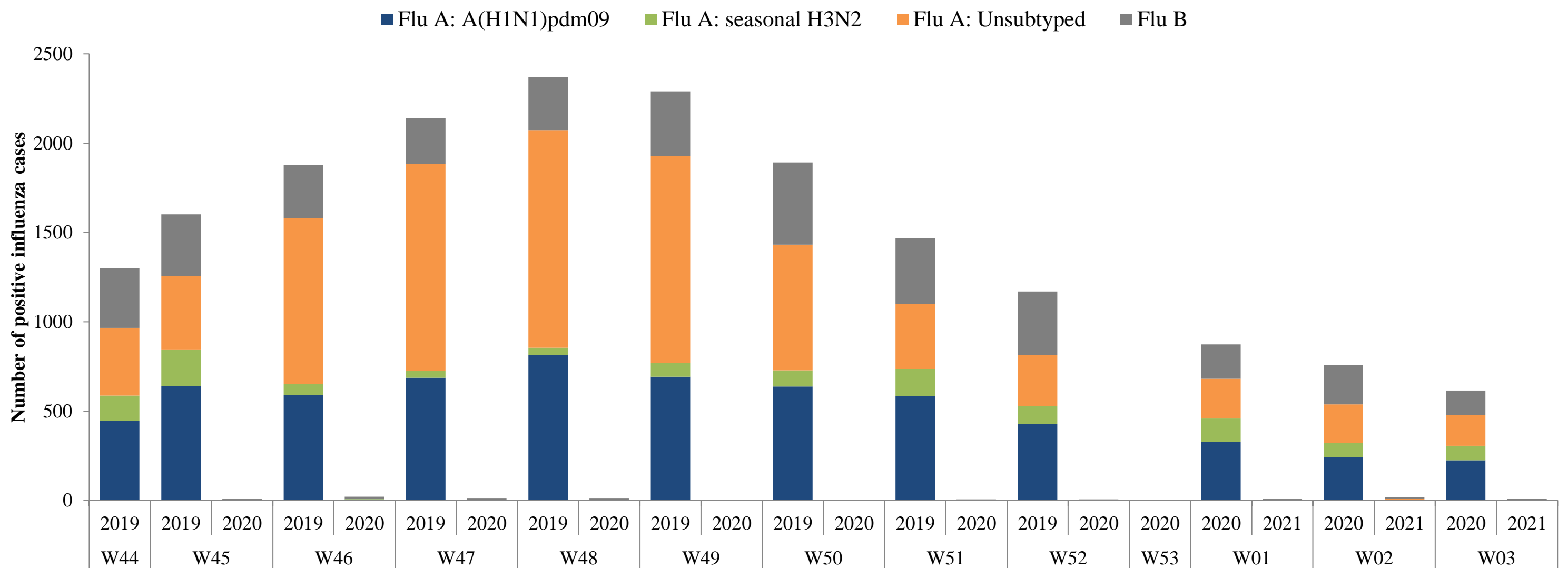


Figure 3. Comparison of respiratory pathogens detected from tested specimens by last 12 weeks

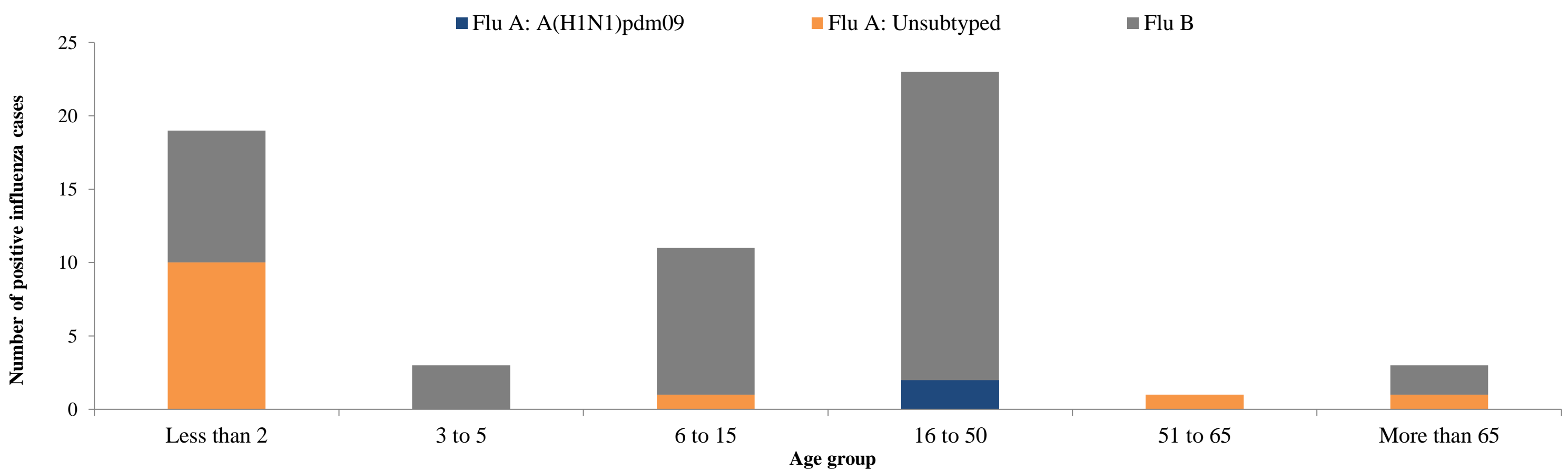


Figure. 4 Age group distribution of influenza cases by virus type in the Region from W33/2020 to W03/2021

Country	Number of enrolled cases	Tested cases number (%)	Influenza positive cases number (%)	Positive cases			
				Flu A			Flu B
				Flu A (H1N1)pdm09	Flu A (H3N2)	Flu A (Not-subtyped)	Number (%)
Afghanistan	337	201 (60)	5 (2)	(-)	(-)	(-)	5 (100)
Iran (Islamic Republic of)	348	348 (100)	3 (1)	(-)	(-)	(-)	3 (100)
Jordan	149	149 (100)	(-)	(-)	(-)	(-)	(-)
Kuwait	63	(-)	(-)	(-)	(-)	(-)	(-)
Lebanon	80	80 (100)	(-)	(-)	(-)	(-)	(-)
Oman	217	217 (100)	1 (0)	(-)	(-)	(-)	1 (100)
Qatar	411	411 (100)	12 (3)	(-)	(-)	12 (100)	(-)
Saudi Arabia	871	185 (21)	13 (7)	(-)	(-)	1 (8)	12 (92)
Syrian Arab Republic	33	33 (100)	(-)	(-)	(-)	(-)	(-)
Tunisia	22	22 (100)	(-)	(-)	(-)	(-)	(-)
United Arab Emirates	67	67 (100)	2 (3)	(-)	2 (100)	(-)	(-)
<b>Total</b>	<b>2598</b>	<b>1713 (66)</b>	<b>36 (2)</b>	<b>(-)</b>	<b>2 (6)</b>	<b>13 (36)</b>	<b>21 (58)</b>

Table 2. Reported cases by country during W01-W03/2021

© World Health Organization 2021.

Some rights reserved. This work is available under the Creative Commons Attribution-Non Commercial-Share Alike 3.0 IGO license (CC BY-NC-SA 3.0 IGO; <https://creativecommons.org/licenses/by-nc-sa/3.0/igo>).