

Influenza situation in the Eastern Mediterranean Region

W02/2021 (from 10/01/2021 to 16/01/2021)

Source of data : **EMFLU Network** and **FLUMART**

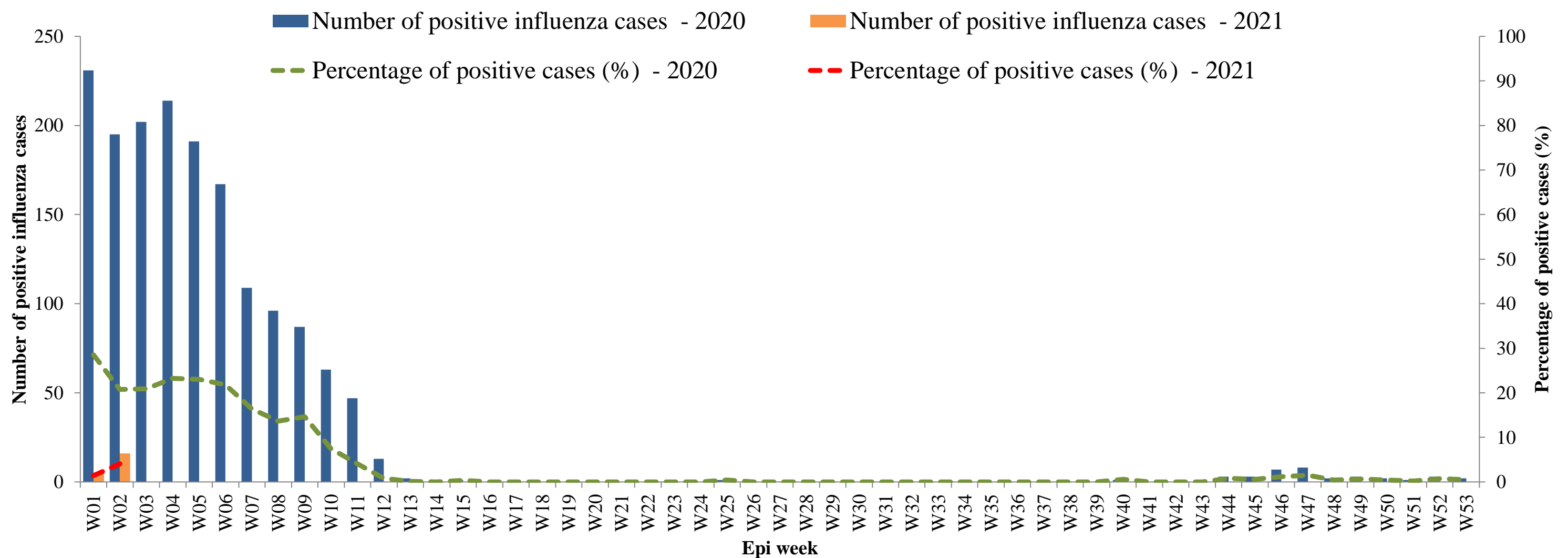


Figure 1. Number of positive influenza cases and influenza positivity rate per week, 2020-2021

W33/2020 - W02/2021

Last 4 weeks

■ Flu A: A(H1N1)pdm09 ■ Flu A: seasonal H3N2 ■ Flu A: Unsubtyped ■ Flu B

■ Flu A: seasonal H3N2 ■ Flu A: Unsubtyped ■ Flu B

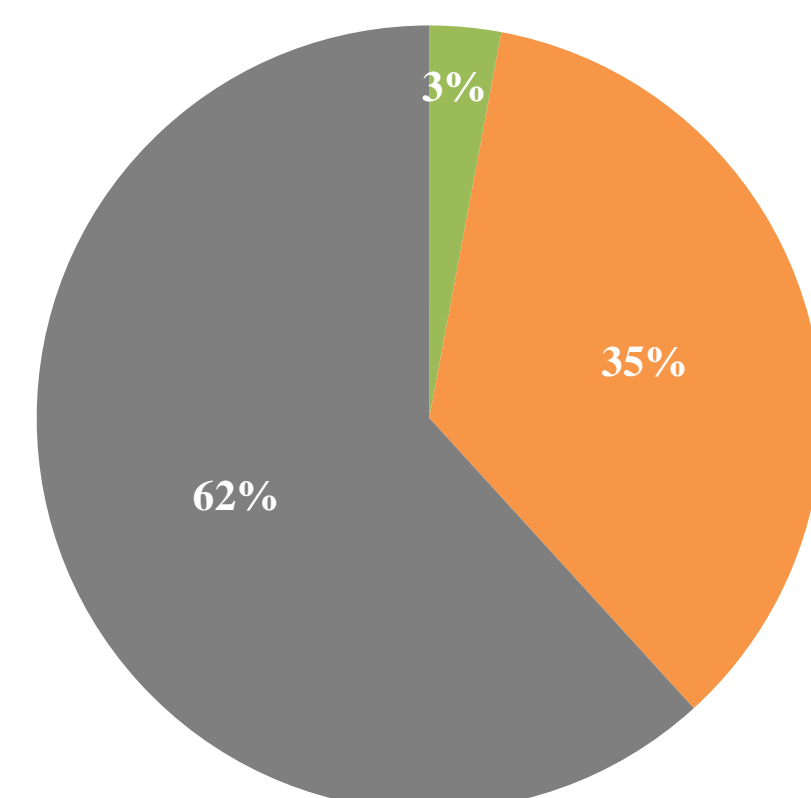
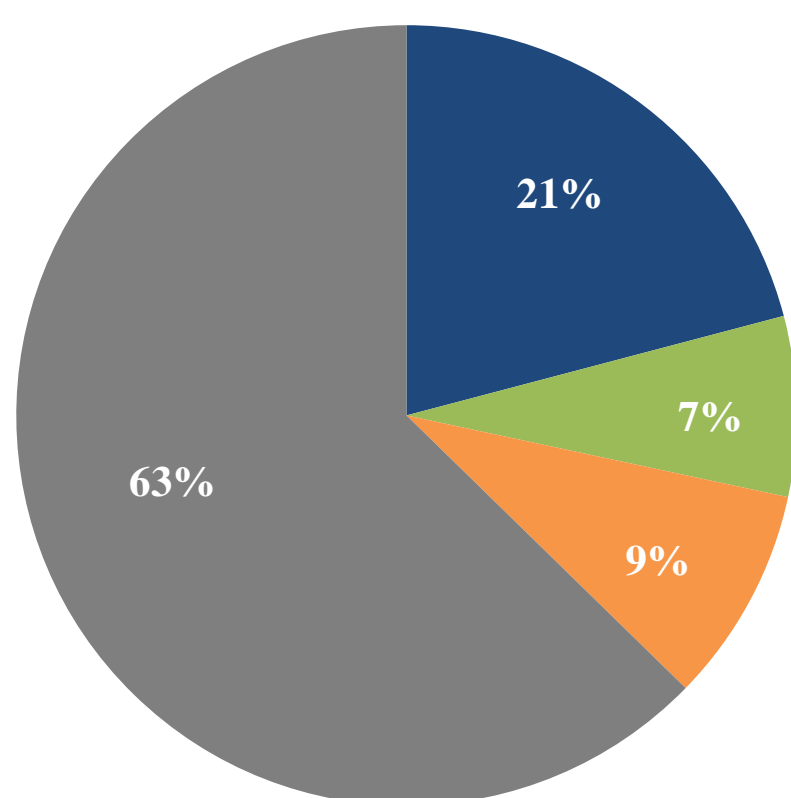


Figure 2. Percentage of circulating virus type by positive influenza cases

Virus type	W33/2020-W02/2021	Last 4 weeks
	Number (%)	Number (%)
Flu A: A(H1N1)pdm09	28 (21)	
Flu A: seasonal H3N2	10 (7)	1 (3)
Flu A: Unsubtyped	12 (9)	12 (35)
Flu B	84 (63)	21 (62)
Total	134	34

Table 1. Type and number of influenza viruses detected from W33/2020 to W02/2021 and during the last four weeks

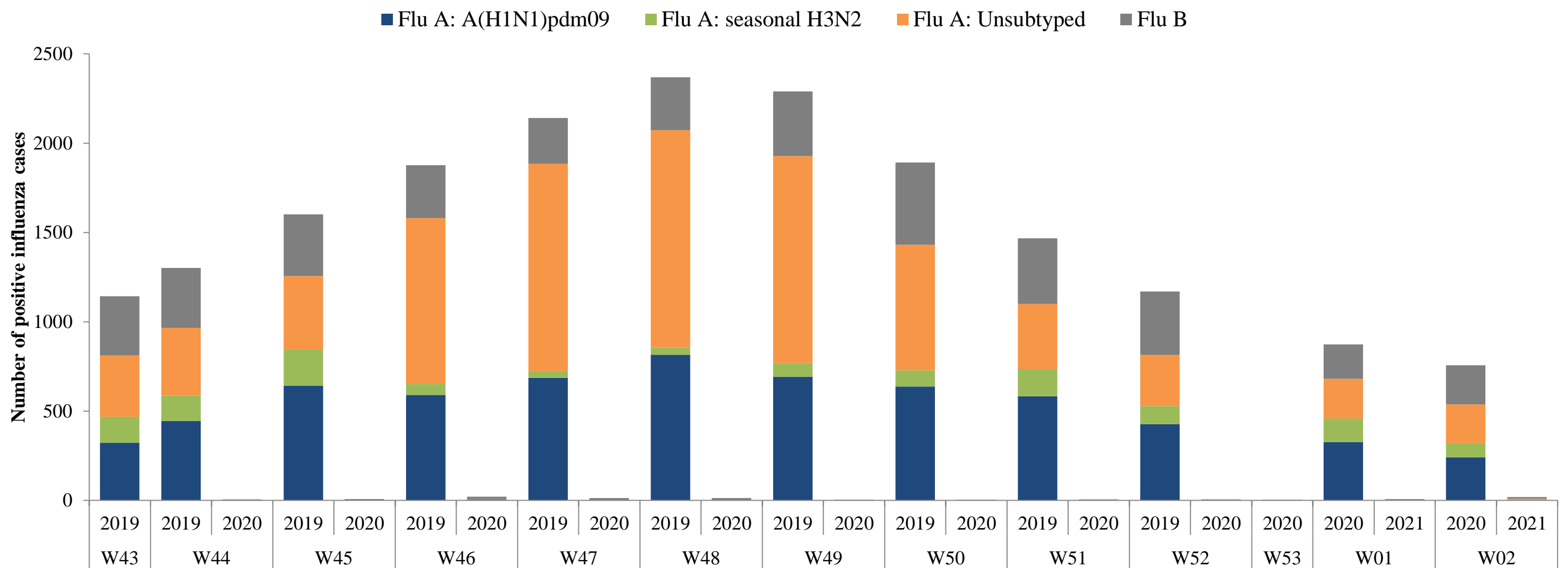


Figure 3. Comparison of respiratory pathogens detected from tested specimens by last 12 weeks

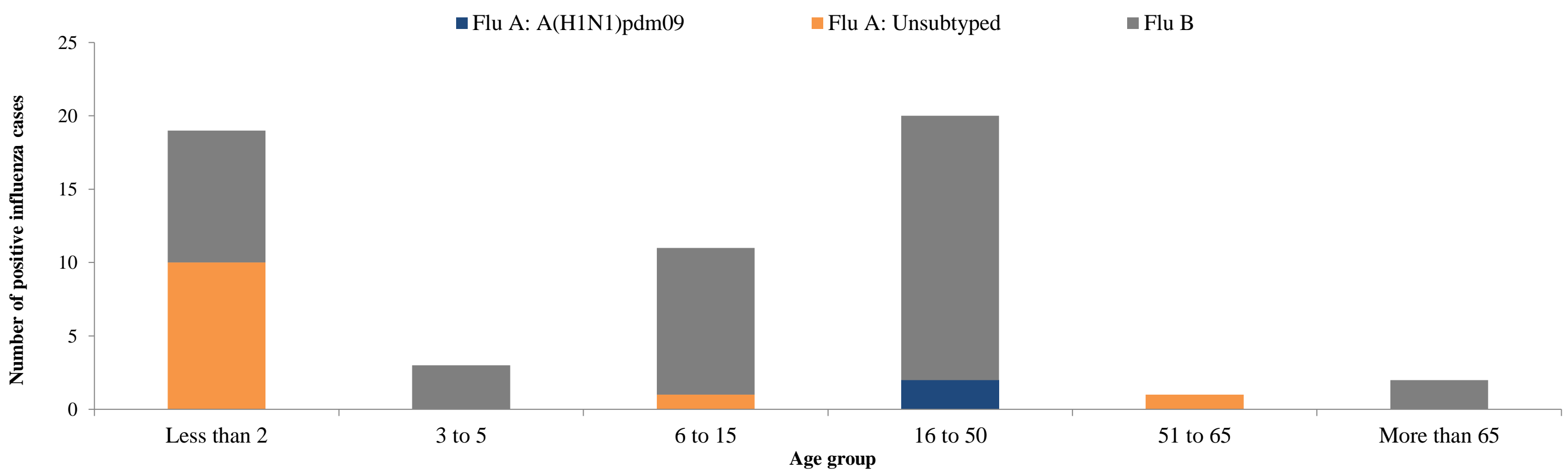


Figure. 4 Age group distribution of influenza cases by virus type in the Region from W33/2020 to W02/2021

Country	Number of enrolled cases	Tested cases number (%)	Influenza positive cases number (%)	Positive cases			
				Flu A			Flu B
				Flu A (H1N1)pdm09	Flu A (H3N2)	Flu A (Not-subtyped)	Number (%)
Afghanistan	239	103 (43)	1 (1)	(-)	(-)	(-)	1 (100)
Iran (Islamic Republic of)	208	208 (100)	3 (1)	(-)	(-)	(-)	3 (100)
Jordan	91	91 (100)	(-)	(-)	(-)	(-)	(-)
Kuwait	33	(-)	(-)	(-)	(-)	(-)	(-)
Lebanon	53	53 (100)	(-)	(-)	(-)	(-)	(-)
Oman	108	108 (100)	(-)	(-)	(-)	(-)	(-)
Qatar	253	253 (100)	11 (4)	(-)	(-)	11 (100)	(-)
Saudi Arabia	538	121 (22)	10 (8)	(-)	(-)	1 (10)	9 (90)
Syrian Arab Republic	33	33 (100)	(-)	(-)	(-)	(-)	(-)
Tunisia	15	15 (100)	(-)	(-)	(-)	(-)	(-)
United Arab Emirates	40	40 (100)	1 (3)	(-)	1 (100)	(-)	(-)
Total	1611	1025 (64)	26 (3)	(-)	1 (4)	12 (46)	13 (50)

Table 2. Reported cases by country during W01-W02/2021

© World Health Organization 2021.

Some rights reserved. This work is available under the Creative Commons Attribution-Non Commercial-Share Alike 3.0 IGO license (CC BY-NC-SA 3.0 IGO; <https://creativecommons.org/licenses/by-nc-sa/3.0/igo>).