

Influenza situation in the Eastern Mediterranean Region

W52/2020 (from 20/12/2020 to 26/12/2020)

Source of data : **EMFLU Network** and **FLUMART**

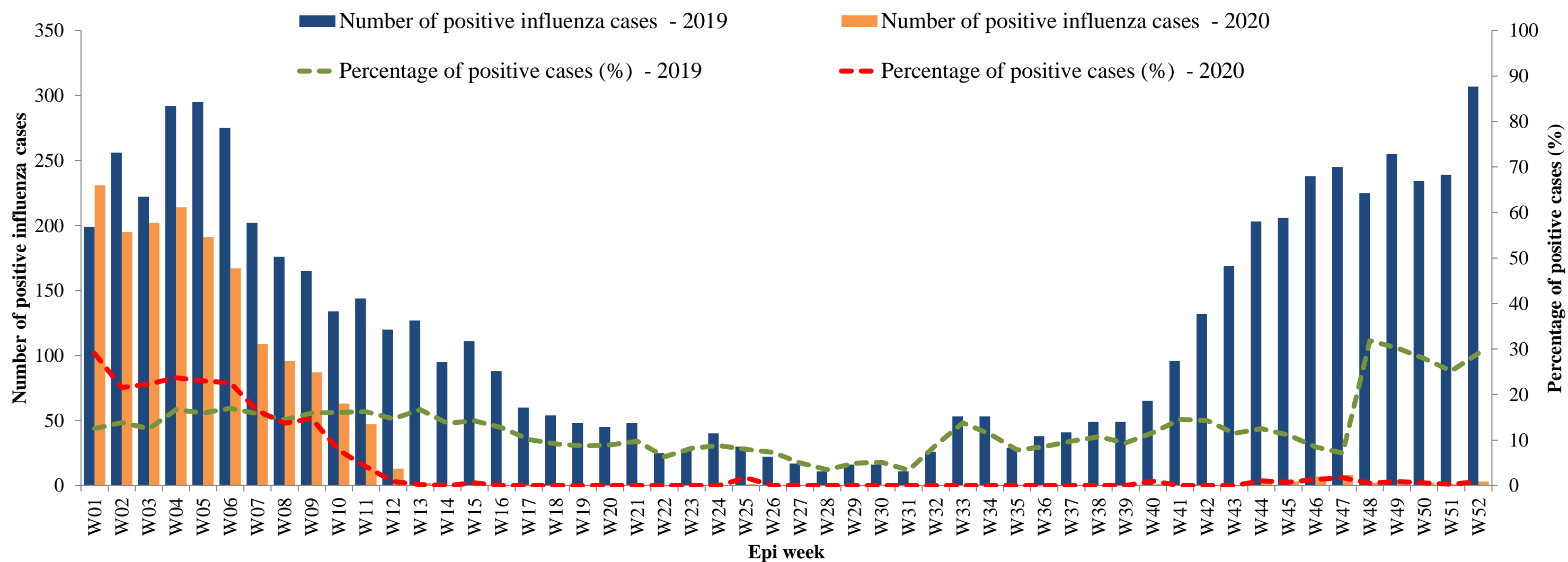


Figure 1. Number of positive influenza cases and influenza positivity rate per week, 2019-2020

W33/2019 - W52/2020

Last 4 weeks

■ Flu A: A(H1N1)pdm09 ■ Flu A: seasonal H3N2 ■ Flu A: Unsubtyped ■ Flu B

■ Flu A: A(H1N1)pdm09 ■ Flu B

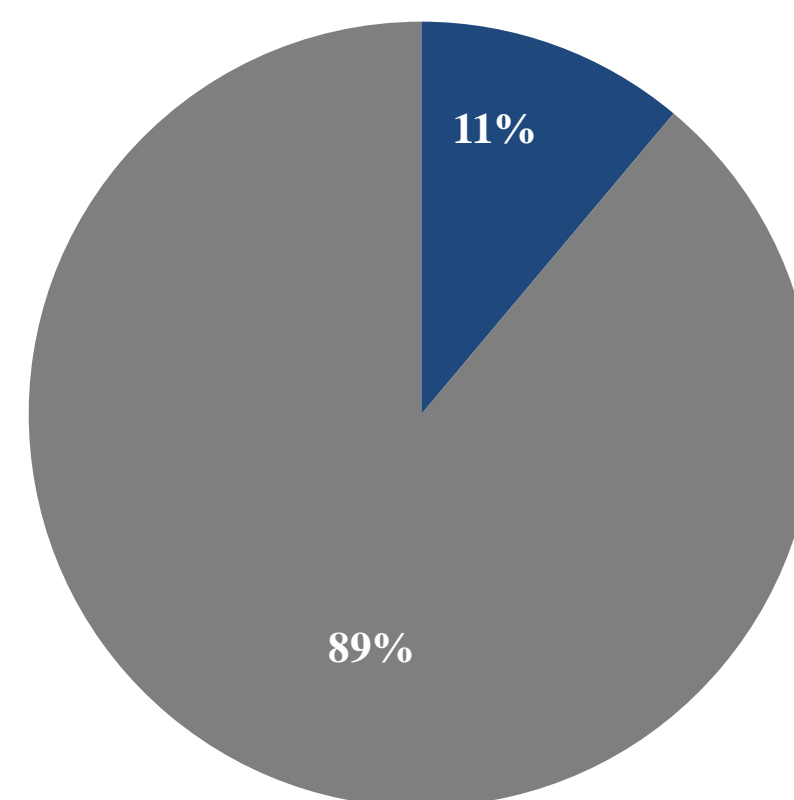
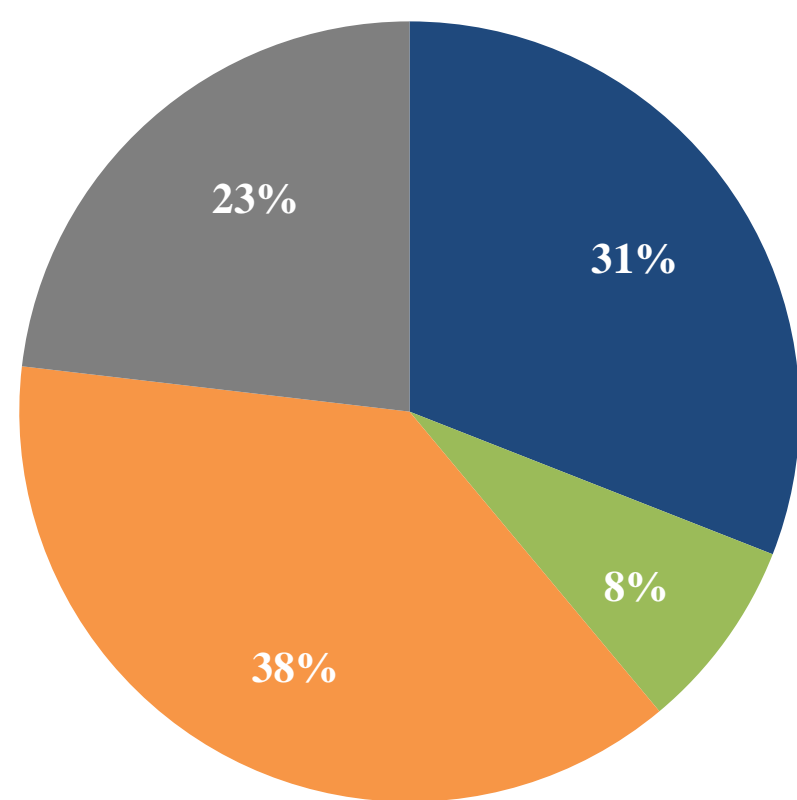


Figure 2. Percentage of circulating virus type by positive influenza cases

Virus type	W33/2019-W52/2020	Last 4 weeks
	Number (%)	Number (%)
Flu A: A(H1N1)pdm09	9212 (31)	2 (11)
Flu A: seasonal H3N2	2375 (8)	
Flu A: Unsubtyped	11283 (38)	
Flu B	6888 (23)	16 (89)
Total	29758	18

Table 1. Type and number of influenza viruses detected from W33/2019 to W52/2020 and during the last four weeks

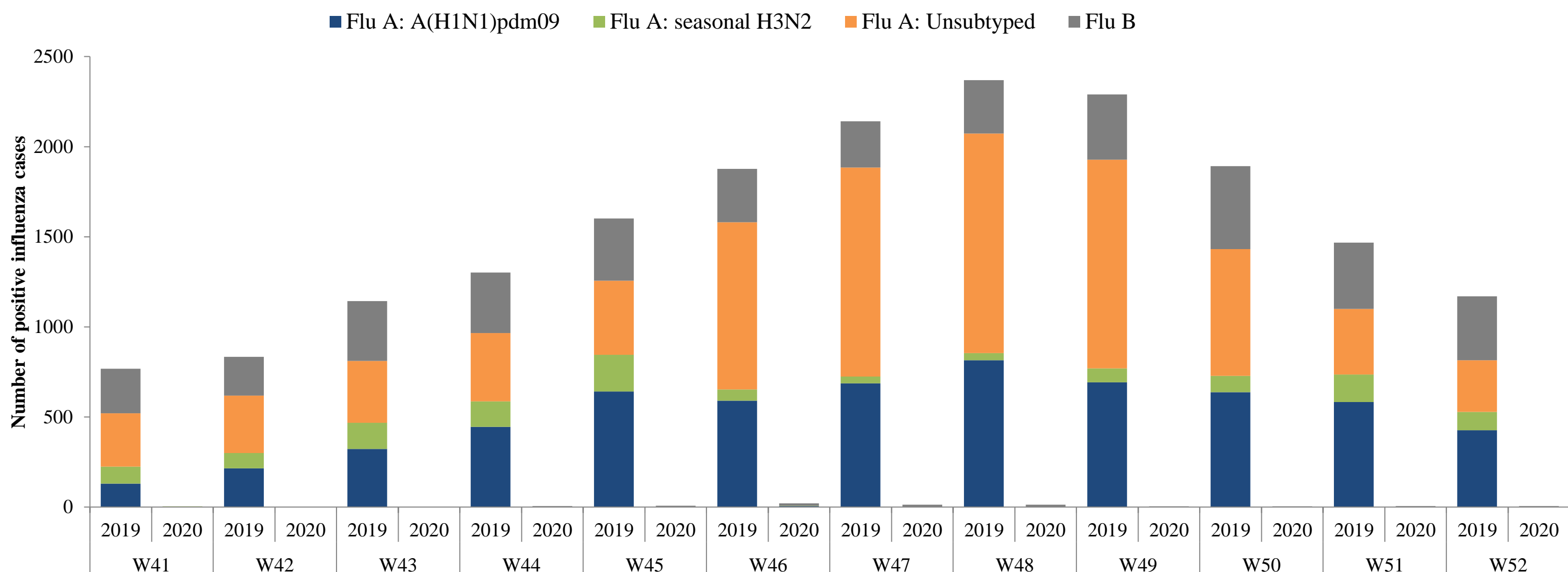


Figure 3. Comparison of respiratory pathogens detected from tested specimens by last 12 weeks

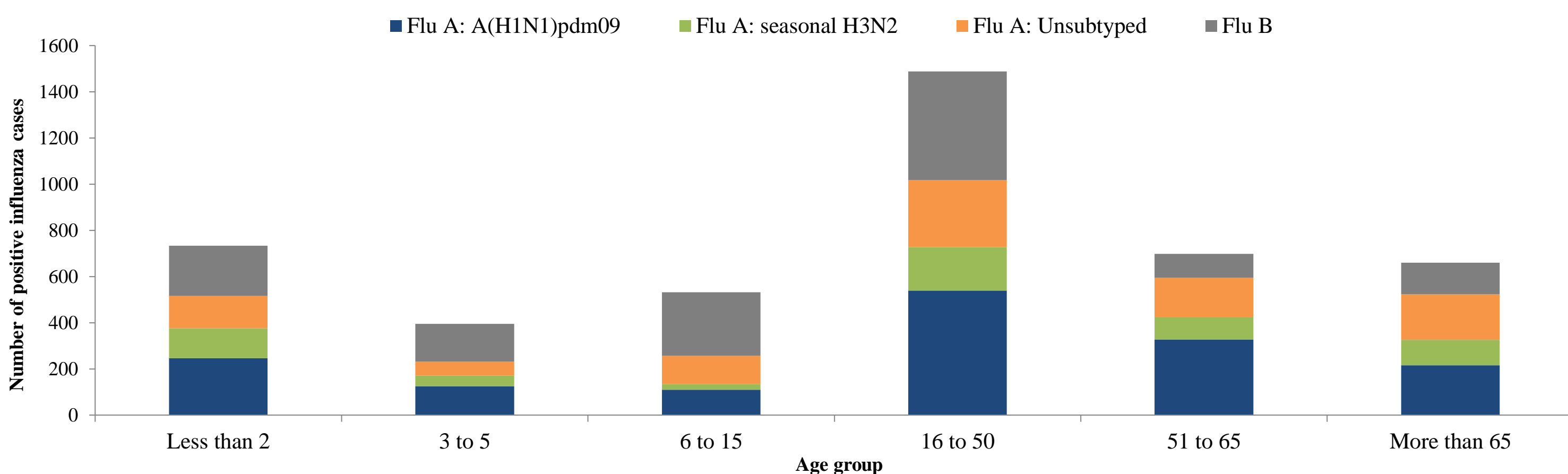


Figure. 4 Age group distribution of influenza cases by virus type in the Region from W33/2019 to W52/2020

Country	Number of enrolled cases	Tested cases number (%)	Influenza positive cases number (%)	Positive cases			
				Flu A			Flu B
				Flu A (H1N1)pdm09	Flu A (H3N2)	Flu A (Not-subtyped)	Number (%)
Afghanistan	3309	2079 (63)	142 (7)	38 (27)	61 (43)	(-)	43 (30)
Bahrain	342	317 (93)	46 (15)	14 (30)	8 (17)	10 (22)	14 (30)
Egypt	13150	13150 (100)	684 (5)	387 (57)	140 (20)	(-)	157 (23)
Iran (Islamic Republic of)	5284	5284 (100)	712 (13)	26 (4)	3 (0)	93 (13)	590 (83)
Iraq	178335	5591 (3)	305 (5)	102 (33)	44 (14)	(-)	159 (52)
Jordan	1369	1369 (100)	98 (7)	42 (43)	29 (30)	4 (4)	23 (23)
Kuwait	4790	1273 (27)	218 (17)	9 (4)	15 (7)	131 (60)	63 (29)
Lebanon	910	900 (99)	291 (32)	86 (30)	40 (14)	(-)	165 (57)
Morocco	764	764 (100)	187 (24)	35 (19)	121 (65)	(-)	31 (17)
occupied Palestinian territory	4381	4381 (100)	369 (8)	145 (39)	188 (51)	(-)	36 (10)
Oman	4584	4035 (88)	156 (4)	60 (38)	32 (21)	42 (27)	22 (14)
Pakistan	165	165 (100)	13 (8)	6 (46)	7 (54)	(-)	(-)
Qatar	17981	17982 (100)	3749 (21)	927 (25)	47 (1)	2116 (56)	659 (18)
Saudi Arabia	7725	1767 (23)	539 (31)	230 (43)	(-)	146 (27)	163 (30)
Sudan	93	18 (19)	(-)	(-)	(-)	(-)	(-)
Syrian Arab Republic	386	361 (94)	61 (17)	1 (2)	(-)	56 (92)	4 (7)
Tunisia	849	566 (67)	305 (54)	220 (72)	12 (4)	1 (0)	72 (24)
United Arab Emirates	1696	1694 (100)	184 (11)	84 (46)	27 (15)	(-)	73 (40)
Yemen	437	443 (101)	76 (17)	63 (83)	8 (11)	(-)	5 (7)
Total	246550	62139 (25)	8135 (13)	2475 (30)	782 (10)	2599 (32)	2279 (28)

Table 2. Reported cases by country during W01-W52/2020

© World Health Organization 2020.

Some rights reserved. This work is available under the Creative Commons Attribution-Non Commercial-Share Alike 3.0 IGO license (CC BY-NC-SA 3.0 IGO; <https://creativecommons.org/licenses/by-nc-sa/3.0/igo>).