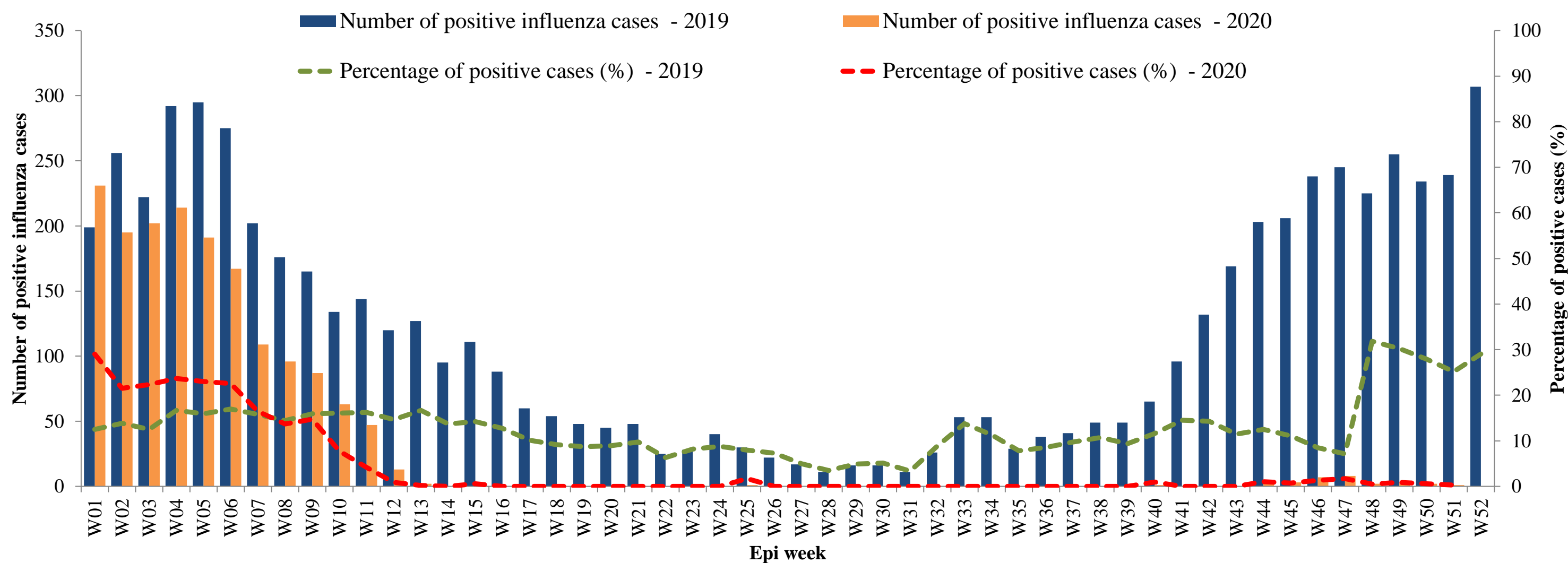


# Influenza situation in the Eastern Mediterranean Region

W51/2020 (from 13/12/2020 to 19/12/2020)

Source of data : **EMFLU Network** and **FLUMART**



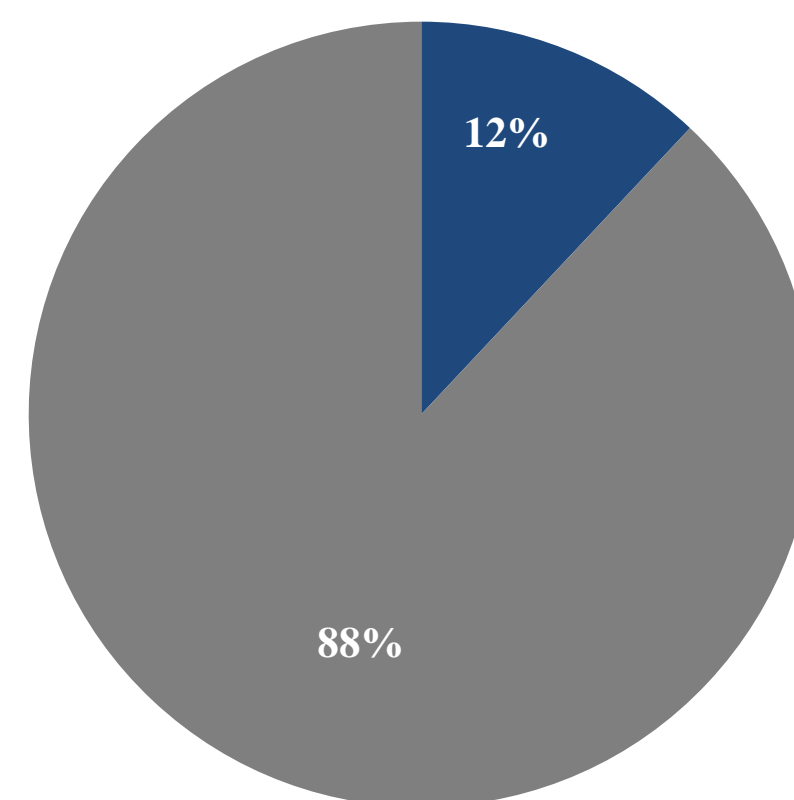
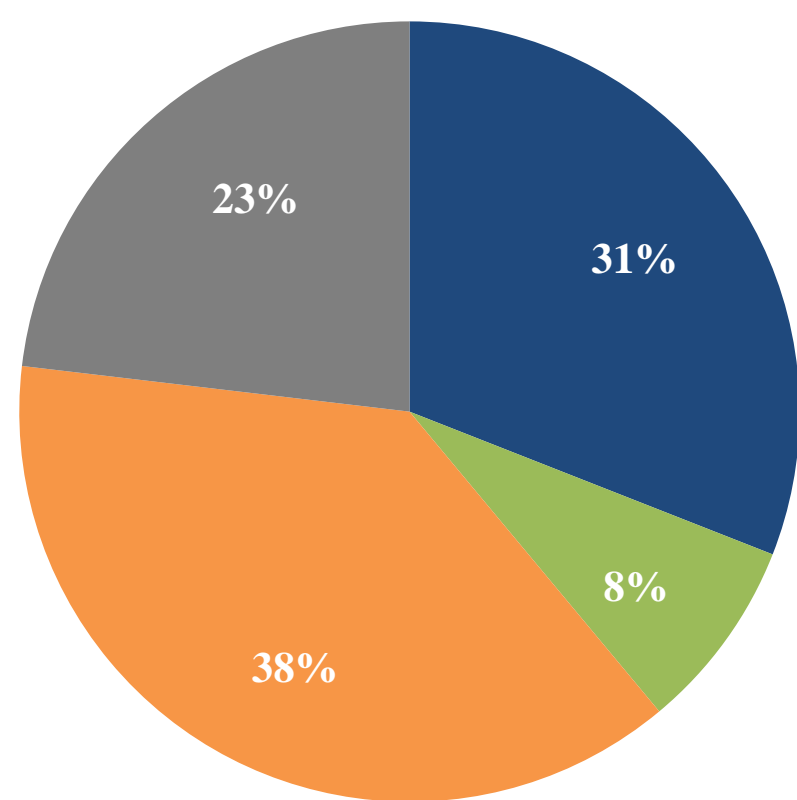
**Figure 1. Number of positive influenza cases and influenza positivity rate per week, 2019-2020**

W33/2019 - W51/2020

Last 4 weeks

■ Flu A: A(H1N1)pdm09 ■ Flu A: seasonal H3N2 ■ Flu A: Unsubtyped ■ Flu B

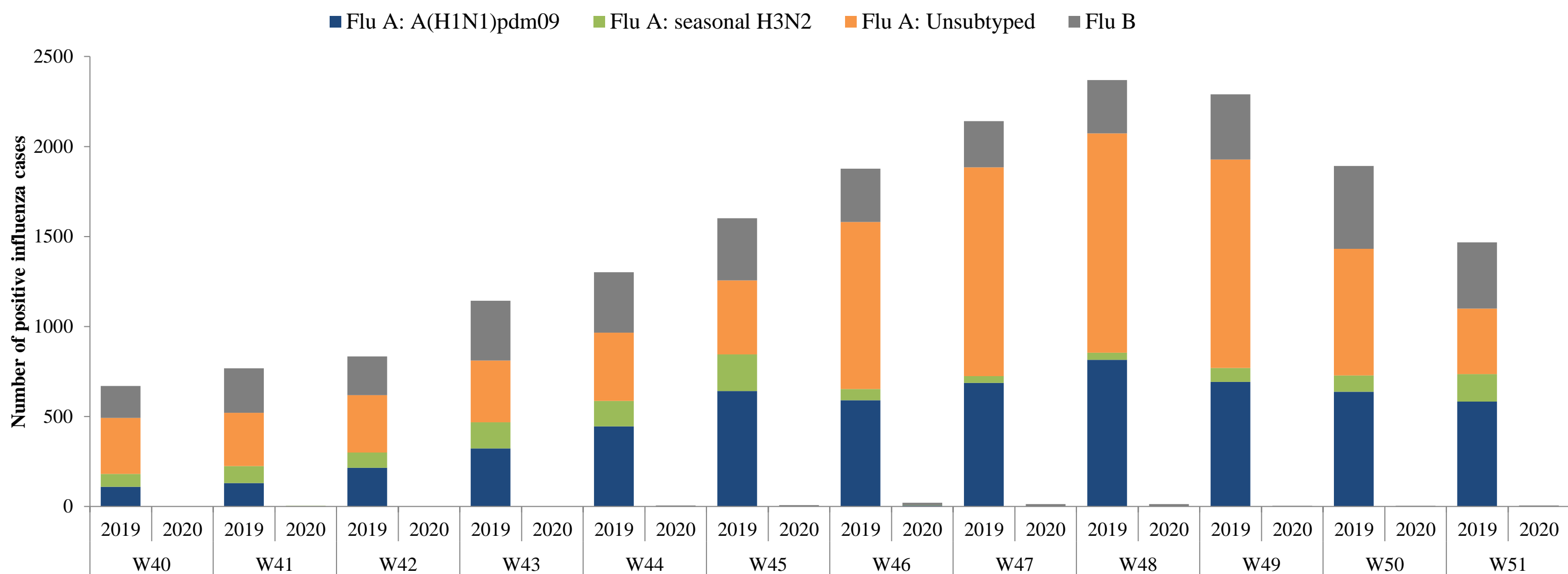
■ Flu A: A(H1N1)pdm09 ■ Flu B



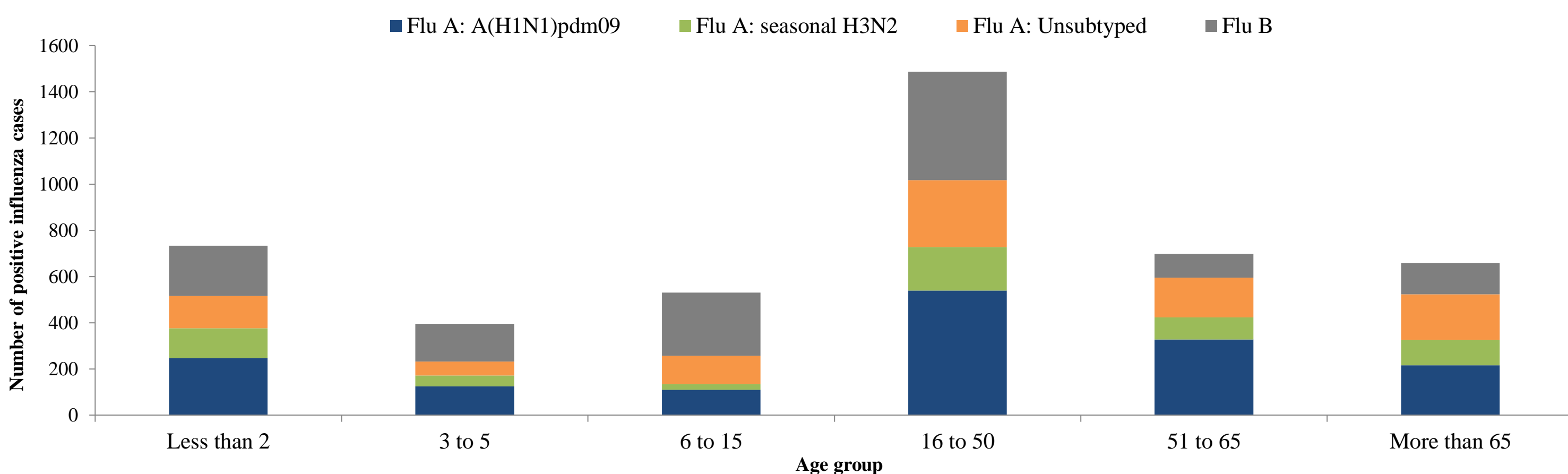
**Figure 2. Percentage of circulating virus type by positive influenza cases**

Virus type	W33/2019-W51/2020	Last 4 weeks
	Number (%)	Number (%)
Flu A: A(H1N1)pdm09	9212 (31)	3 (12)
Flu A: seasonal H3N2	2375 (8)	
Flu A: Unsubtyped	11283 (38)	
Flu B	6883 (23)	22 (88)
<b>Total</b>	<b>29753</b>	<b>25</b>

**Table 1. Type and number of influenza viruses detected from W33/2019 to W51/2020 and during the last four weeks**



**Figure 3. Comparison of respiratory pathogens detected from tested specimens by last 12 weeks**



**Figure. 4 Age group distribution of influenza cases by virus type in the Region from W33/2019 to W51/2020**

Country	Number of enrolled cases	Tested cases number (%)	Influenza positive cases number (%)	Positive cases			
				Flu A			Flu B
				Flu A (H1N1)pdm09	Flu A (H3N2)	Flu A (Not-subtyped)	Number (%)
Afghanistan	3232	2002 (62)	142 (7)	38 (27)	61 (43)	(-)	43 (30)
Bahrain	341	316 (93)	46 (15)	14 (30)	8 (17)	10 (22)	14 (30)
Egypt	13105	13105 (100)	684 (5)	387 (57)	140 (20)	(-)	157 (23)
Iran (Islamic Republic of)	5213	5213 (100)	710 (14)	26 (4)	3 (0)	93 (13)	588 (83)
Iraq	173028	5591 (3)	305 (5)	102 (33)	44 (14)	(-)	159 (52)
Jordan	1348	1348 (100)	98 (7)	42 (43)	29 (30)	4 (4)	23 (23)
Kuwait	4760	1273 (27)	218 (17)	9 (4)	15 (7)	131 (60)	63 (29)
Lebanon	830	820 (99)	291 (35)	86 (30)	40 (14)	(-)	165 (57)
Morocco	764	764 (100)	187 (24)	35 (19)	121 (65)	(-)	31 (17)
occupied Palestinian territory	4381	4381 (100)	369 (8)	145 (39)	188 (51)	(-)	36 (10)
Oman	4520	3971 (88)	156 (4)	60 (38)	32 (21)	42 (27)	22 (14)
Pakistan	165	165 (100)	13 (8)	6 (46)	7 (54)	(-)	(-)
Qatar	17850	17851 (100)	3749 (21)	927 (25)	47 (1)	2116 (56)	659 (18)
Saudi Arabia	7411	1703 (23)	536 (31)	230 (43)	(-)	146 (27)	160 (30)
Sudan	93	18 (19)	(-)	(-)	(-)	(-)	(-)
Syrian Arab Republic	372	347 (93)	61 (18)	1 (2)	(-)	56 (92)	4 (7)
Tunisia	833	550 (66)	305 (55)	220 (72)	12 (4)	1 (0)	72 (24)
United Arab Emirates	1682	1680 (100)	184 (11)	84 (46)	27 (15)	(-)	73 (40)
Yemen	437	443 (101)	76 (17)	63 (83)	8 (11)	(-)	5 (7)
<b>Total</b>	<b>240365</b>	<b>61541 (26)</b>	<b>8130 (13)</b>	<b>2475 (30)</b>	<b>782 (10)</b>	<b>2599 (32)</b>	<b>2274 (28)</b>

**Table 2. Reported cases by country during W01-W51/2020**

© World Health Organization 2020.

Some rights reserved. This work is available under the Creative Commons Attribution-Non Commercial-Share Alike 3.0 IGO license (CC BY-NC-SA 3.0 IGO; <https://creativecommons.org/licenses/by-nc-sa/3.0/igo>).