

Influenza situation in the Eastern Mediterranean Region

W47/2020 (from 15/11/2020 to 21/11/2020)

Source of data : EMFLU Network and FLUMART

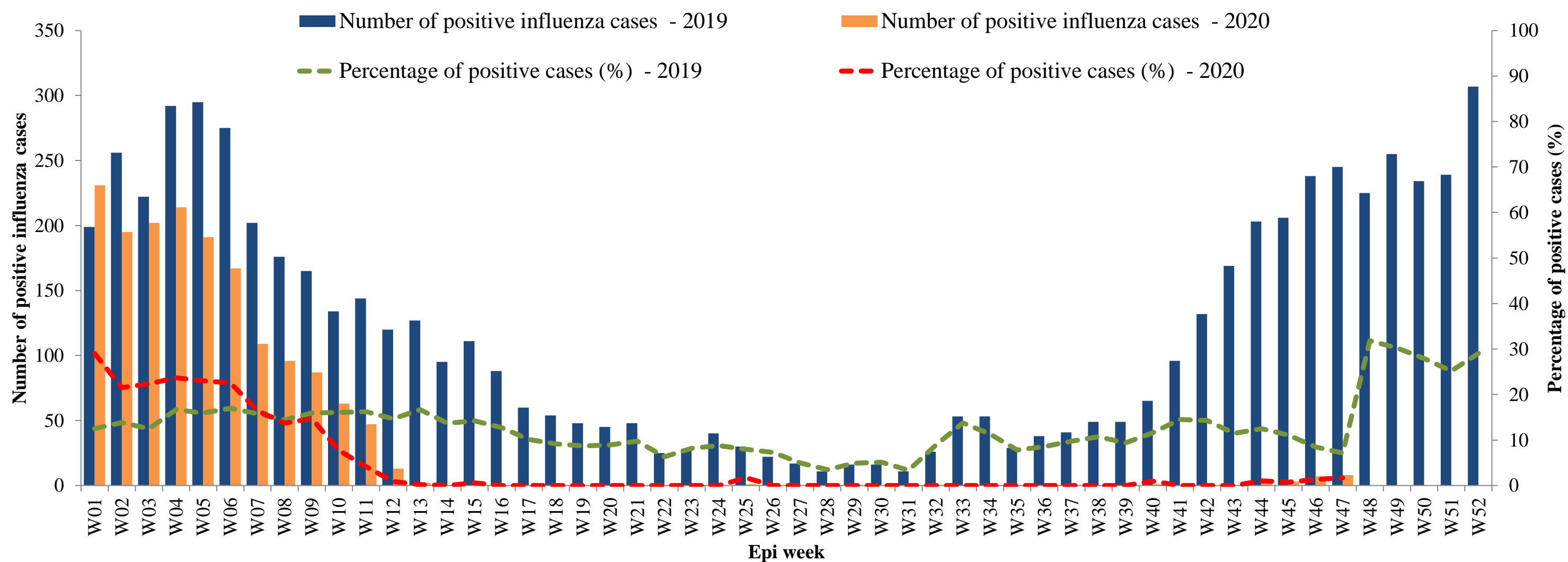


Figure 1. Number of positive influenza cases and influenza positivity rate per week, 2019-2020

W33/2019 - W47/2020

Last 4 weeks

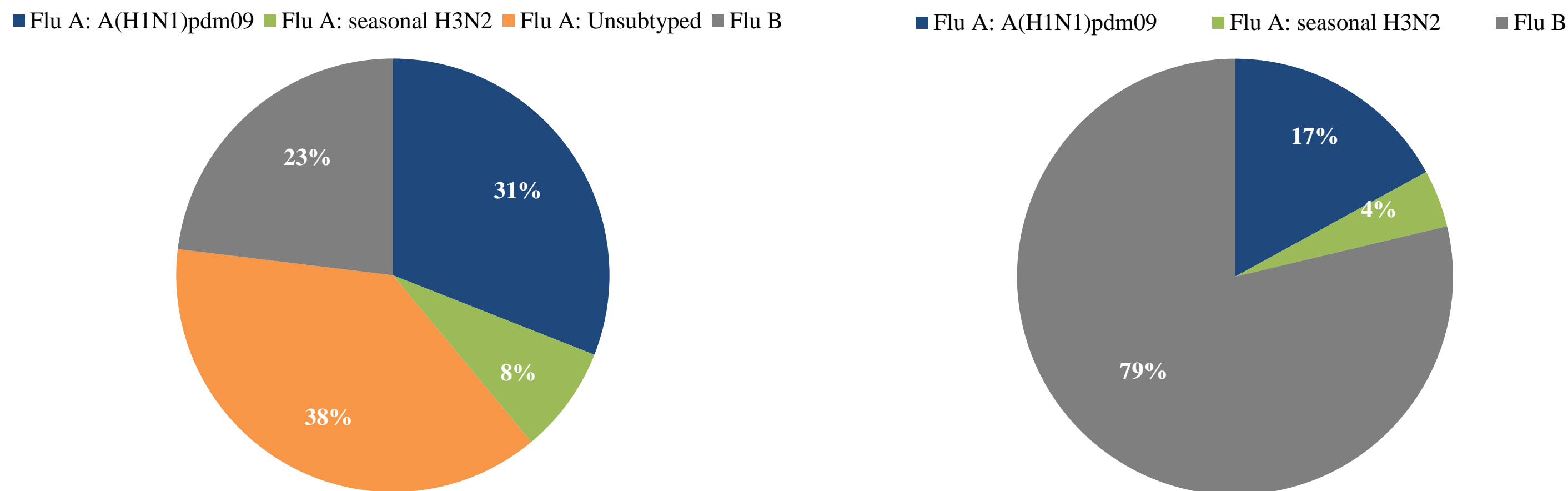
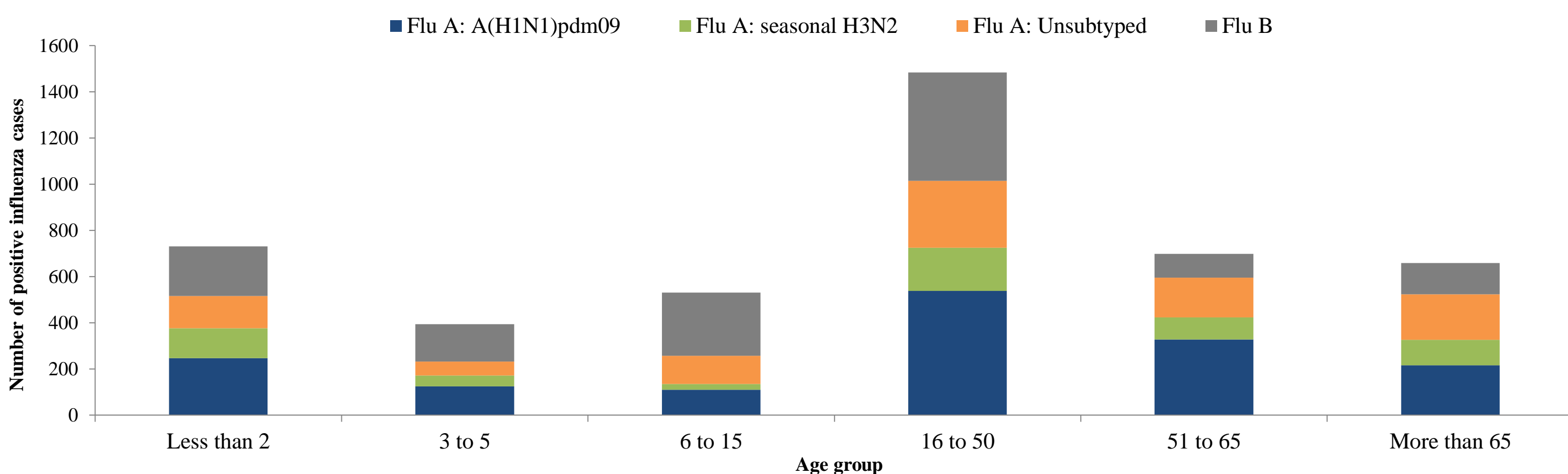
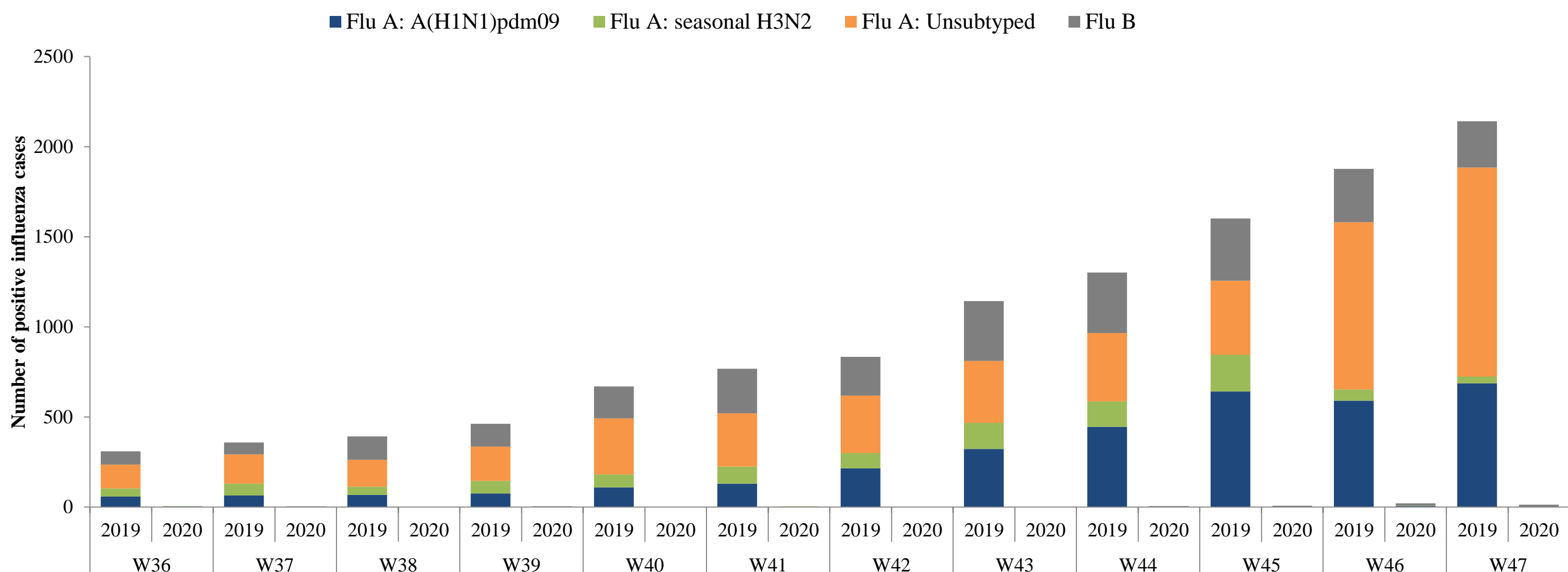


Figure 2. Percentage of circulating virus type by positive influenza cases

Virus type	W33/2019-W47/2020	Last 4 weeks
	Number (%)	Number (%)
Flu A: A(H1N1)pdm09	9209 (31)	8 (17)
Flu A: seasonal H3N2	2375 (8)	2 (4)
Flu A: Unsubtyped	11283 (38)	
Flu B	6861 (23)	37 (79)
Total	29728	47

Table 1. Type and number of influenza viruses detected from W33/2019 to W47/2020 and during the last four weeks



Country	Number of enrolled cases	Tested cases number (%)	Influenza positive cases number (%)	Positive cases			
				Flu A			Flu B
				Flu A (H1N1)pdm09	Flu A (H3N2)	Flu A (Not-subtyped)	Number (%)
Afghanistan	2877	1647 (57)	130 (8)	38 (29)	61 (47)	(-)	31 (24)
Bahrain	341	316 (93)	46 (15)	14 (30)	8 (17)	10 (22)	14 (30)
Egypt	12888	12888 (100)	684 (5)	387 (57)	140 (20)	(-)	157 (23)
Iran (Islamic Republic of)	4855	4855 (100)	708 (15)	26 (4)	3 (0)	93 (13)	586 (83)
Iraq	146855	5491 (4)	304 (6)	101 (33)	44 (14)	(-)	159 (52)
Jordan	1218	1218 (100)	98 (8)	42 (43)	29 (30)	4 (4)	23 (23)
Kuwait	4652	1273 (27)	218 (17)	9 (4)	15 (7)	131 (60)	63 (29)
Lebanon	572	562 (98)	291 (52)	86 (30)	40 (14)	(-)	165 (57)
Morocco	764	764 (100)	187 (24)	35 (19)	121 (65)	(-)	31 (17)
occupied Palestinian territory	4381	4381 (100)	369 (8)	145 (39)	188 (51)	(-)	36 (10)
Oman	4121	3573 (87)	155 (4)	60 (39)	32 (21)	42 (27)	21 (14)
Pakistan	165	165 (100)	13 (8)	6 (46)	7 (54)	(-)	(-)
Qatar	17302	17303 (100)	3749 (22)	927 (25)	47 (1)	2116 (56)	659 (18)
Saudi Arabia	6384	1507 (24)	528 (35)	228 (43)	(-)	146 (28)	154 (29)
Sudan	93	18 (19)	(-)	(-)	(-)	(-)	(-)
Syrian Arab Republic	289	264 (91)	61 (23)	1 (2)	(-)	56 (92)	4 (7)
Tunisia	824	541 (66)	305 (56)	220 (72)	12 (4)	1 (0)	72 (24)
United Arab Emirates	1592	1590 (100)	183 (12)	84 (46)	27 (15)	(-)	72 (39)
Yemen	437	443 (101)	76 (17)	63 (83)	8 (11)	(-)	5 (7)
Total	210610	58799 (28)	8105 (14)	2472 (30)	782 (10)	2599 (32)	2252 (28)

Table 2. Reported cases by country during W01-W47/2020