

Influenza situation in the Eastern Mediterranean Region

W45/2020 (from 01/11/2020 to 07/11/2020)

Source of data : **EMFLU Network** and **FLUMART**

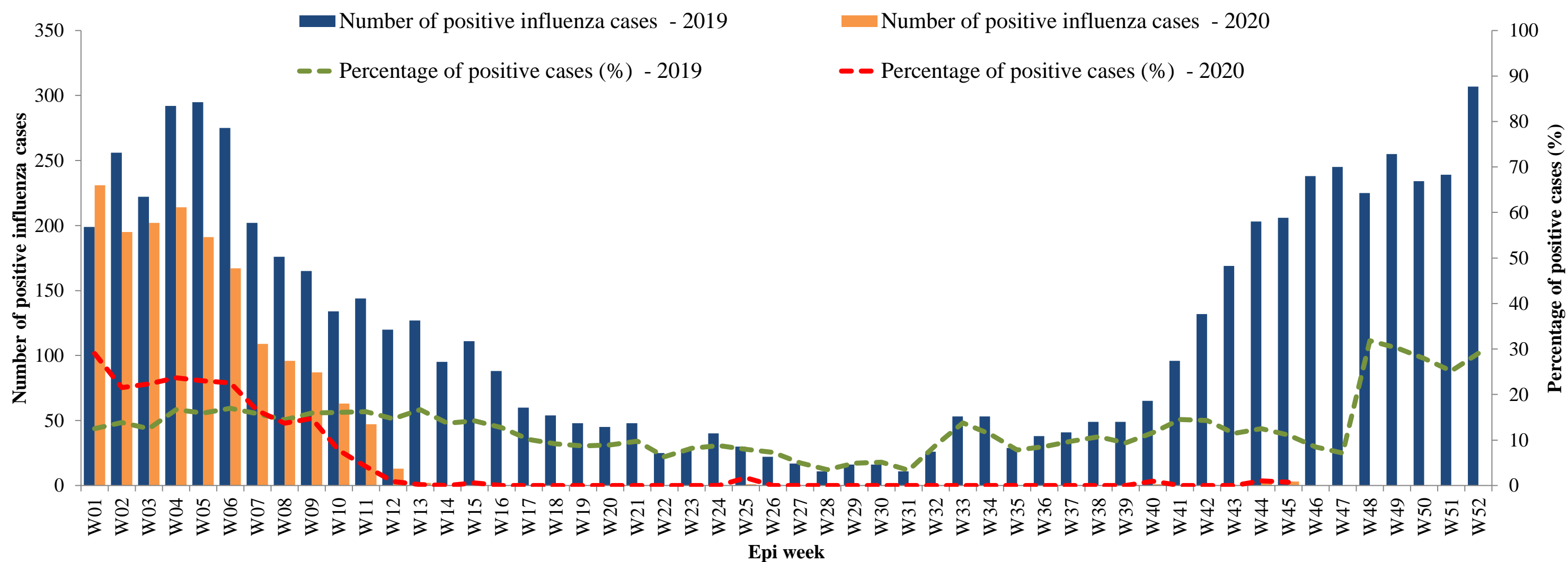


Figure 1. Number of positive influenza cases and influenza positivity rate per week, 2019-2020

W33/2019 - W45/2020

Last 4 weeks

■ Flu A: A(H1N1)pdm09 ■ Flu A: seasonal H3N2 ■ Flu A: Unsubtyped ■ Flu B

■ Flu A: A(H1N1)pdm09 ■ Flu B

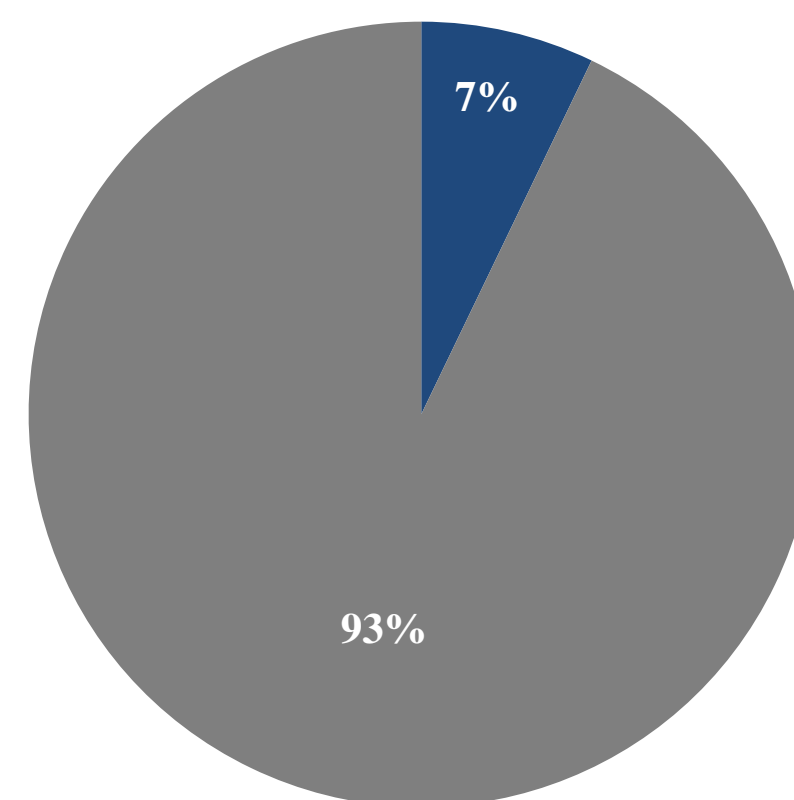
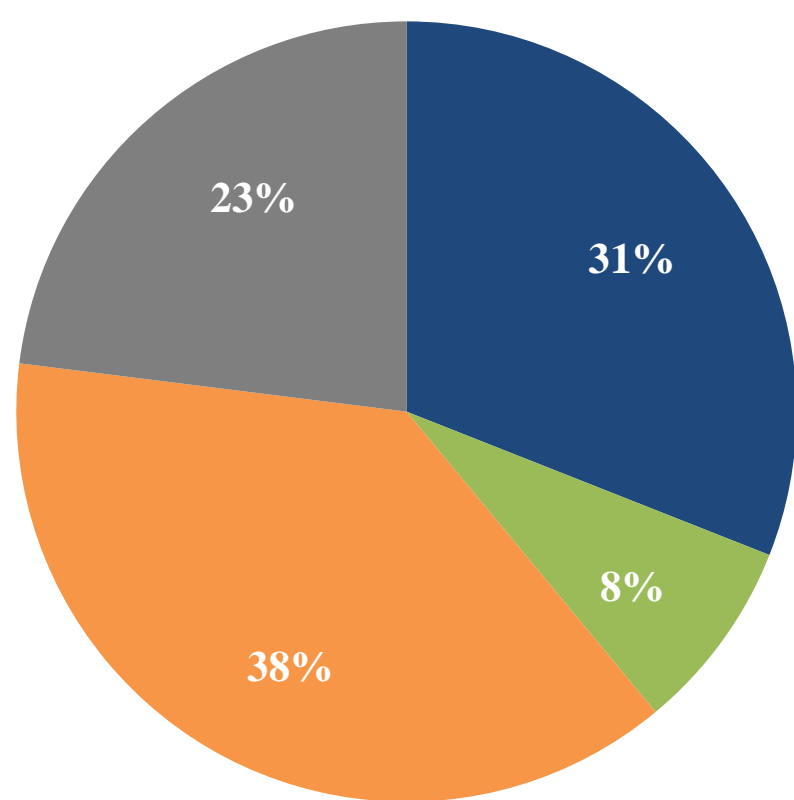


Figure 2. Percentage of circulating virus type by positive influenza cases

Virus type	W33/2019-W45/2020	Last 4 weeks
	Number (%)	Number (%)
Flu A: A(H1N1)pdm09	9202 (31)	1 (7)
Flu A: seasonal H3N2	2373 (8)	
Flu A: Unsubtyped	11283 (38)	
Flu B	6837 (23)	13 (93)
Total	29695	14

Table 1. Type and number of influenza viruses detected from W33/2019 to W45/2020 and during the last four weeks

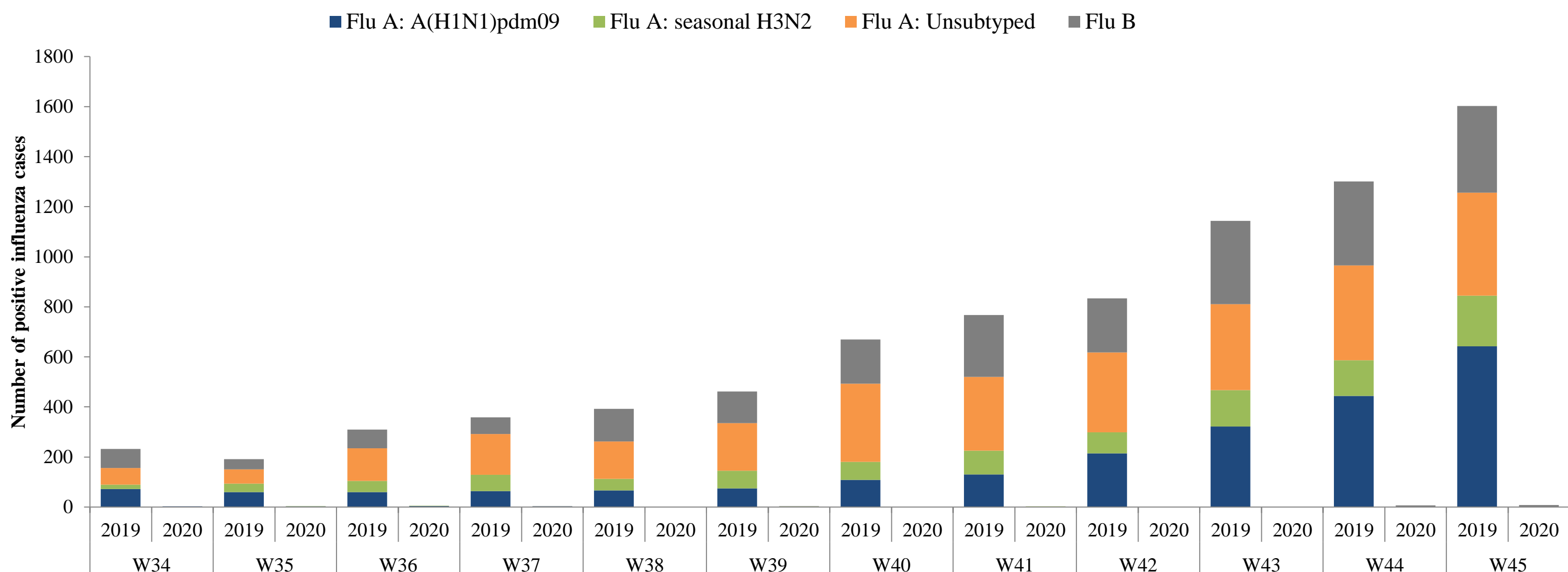


Figure 3. Comparison of respiratory pathogens detected from tested specimens by last 12 weeks

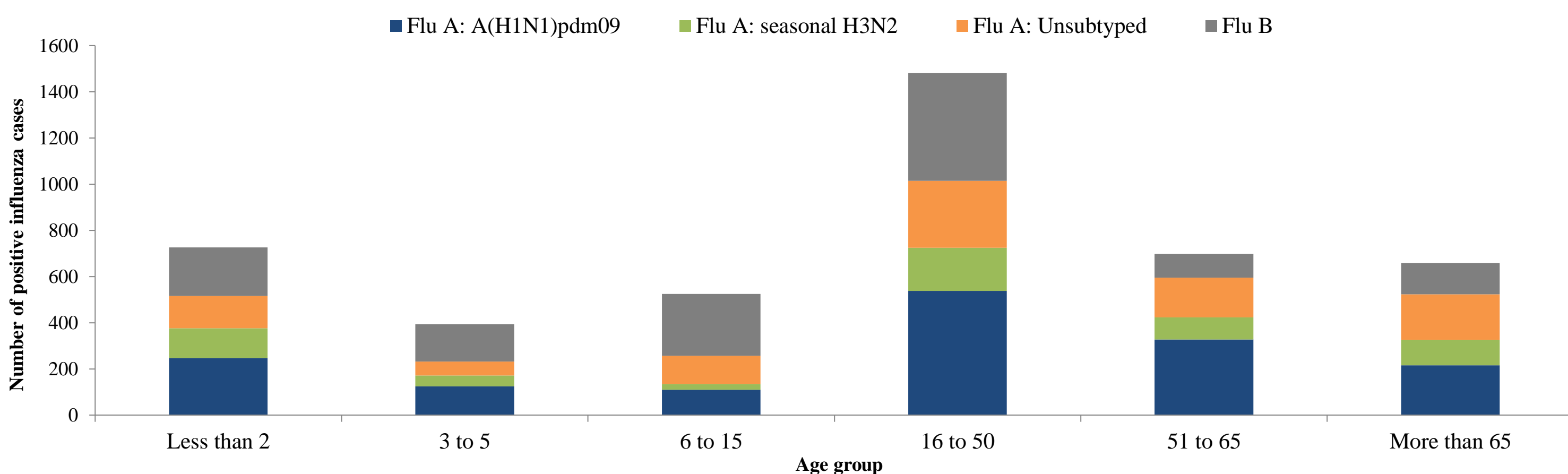


Figure. 4 Age group distribution of influenza cases by virus type in the Region from W33/2019 to W45/2020

Country	Number of enrolled cases	Tested cases number (%)	Influenza positive cases number (%)	Positive cases			
				Flu A			Flu B
				Flu A (H1N1)pdm09	Flu A (H3N2)	Flu A (Not-subtyped)	Number (%)
Afghanistan	2710	1480 (55)	128 (9)	38 (30)	61 (48)	(-)	29 (23)
Bahrain	341	316 (93)	46 (15)	14 (30)	8 (17)	10 (22)	14 (30)
Egypt	12695	12695 (100)	668 (5)	380 (57)	138 (21)	(-)	150 (22)
Iran (Islamic Republic of)	4652	4652 (100)	708 (15)	26 (4)	3 (0)	93 (13)	586 (83)
Iraq	139196	5391 (4)	304 (6)	101 (33)	44 (14)	(-)	159 (52)
Jordan	1174	1174 (100)	98 (8)	42 (43)	29 (30)	4 (4)	23 (23)
Kuwait	4582	1273 (28)	218 (17)	9 (4)	15 (7)	131 (60)	63 (29)
Lebanon	567	557 (98)	291 (52)	86 (30)	40 (14)	(-)	165 (57)
Morocco	764	764 (100)	187 (24)	35 (19)	121 (65)	(-)	31 (17)
occupied Palestinian territory	4381	4381 (100)	369 (8)	145 (39)	188 (51)	(-)	36 (10)
Oman	3851	3304 (86)	155 (5)	60 (39)	32 (21)	42 (27)	21 (14)
Pakistan	165	165 (100)	13 (8)	6 (46)	7 (54)	(-)	(-)
Qatar	16965	16966 (100)	3749 (22)	927 (25)	47 (1)	2116 (56)	659 (18)
Saudi Arabia	5577	1434 (26)	513 (36)	228 (44)	(-)	146 (28)	139 (27)
Sudan	93	18 (19)	(-)	(-)	(-)	(-)	(-)
Syrian Arab Republic	261	236 (90)	61 (26)	1 (2)	(-)	56 (92)	4 (7)
Tunisia	812	529 (65)	305 (58)	220 (72)	12 (4)	1 (0)	72 (24)
United Arab Emirates	1549	1547 (100)	183 (12)	84 (46)	27 (15)	(-)	72 (39)
Yemen	437	443 (101)	76 (17)	63 (83)	8 (11)	(-)	5 (7)
Total	200772	57325 (29)	8072 (14)	2465 (31)	780 (10)	2599 (32)	2228 (28)

Table 2. Reported cases by country during W01-W45/2020

© World Health Organization 2020.

Some rights reserved. This work is available under the Creative Commons Attribution-Non Commercial-Share Alike 3.0 IGO license (CC BY-NC-SA 3.0 IGO; <https://creativecommons.org/licenses/by-nc-sa/3.0/igo>).