

Influenza situation in the Eastern Mediterranean Region

W44/2020 (from 25/10/2020 to 31/10/2020)

Source of data : **EMFLU Network** and **FLUMART**

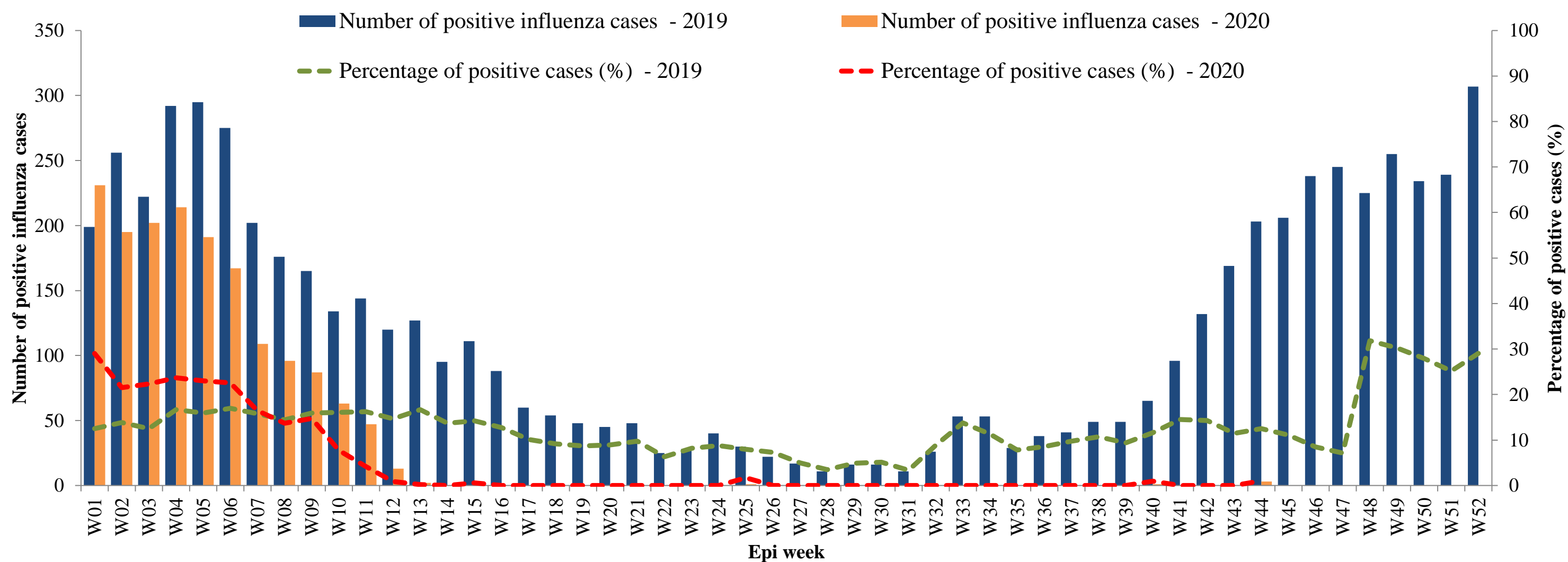


Figure 1. Number of positive influenza cases and influenza positivity rate per week, 2019-2020

W33/2019 - W44/2020

Last 4 weeks

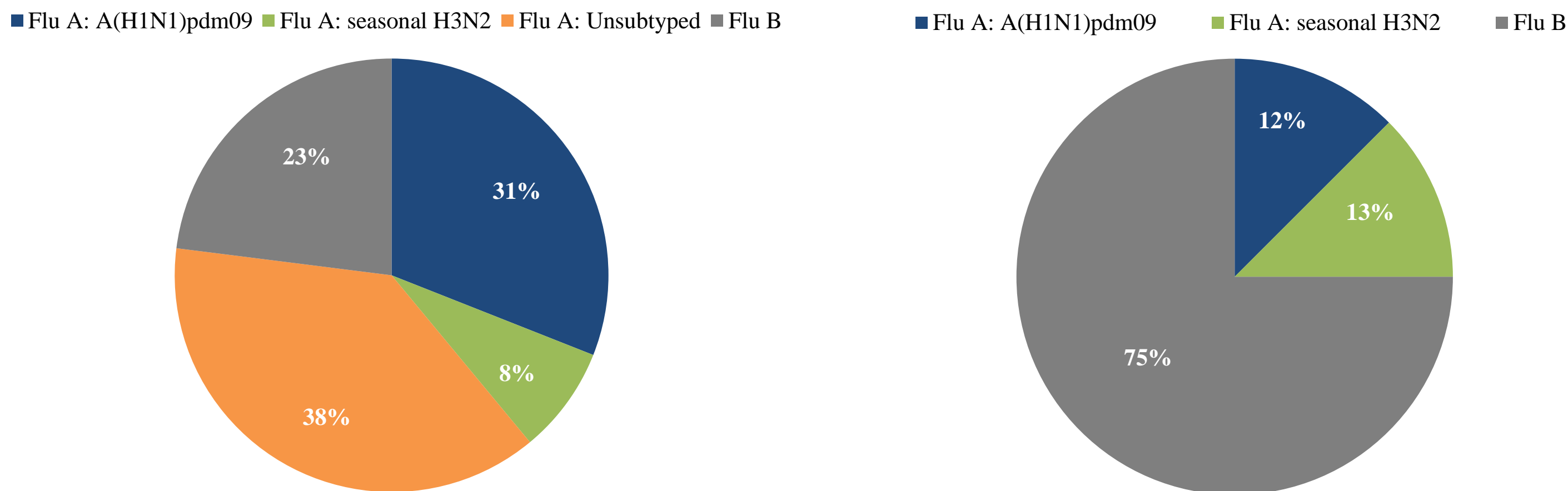


Figure 2. Percentage of circulating virus type by positive influenza cases

Virus type	W33/2019-W44/2020	Last 4 weeks
	Number (%)	Number (%)
Flu A: A(H1N1)pdm09	9201 (31)	1 (13)
Flu A: seasonal H3N2	2373 (8)	1 (13)
Flu A: Unsubtyped	11283 (38)	
Flu B	6830 (23)	6 (75)
Total	29687	8

Table 1. Type and number of influenza viruses detected from W33/2019 to W44/2020 and during the last four weeks

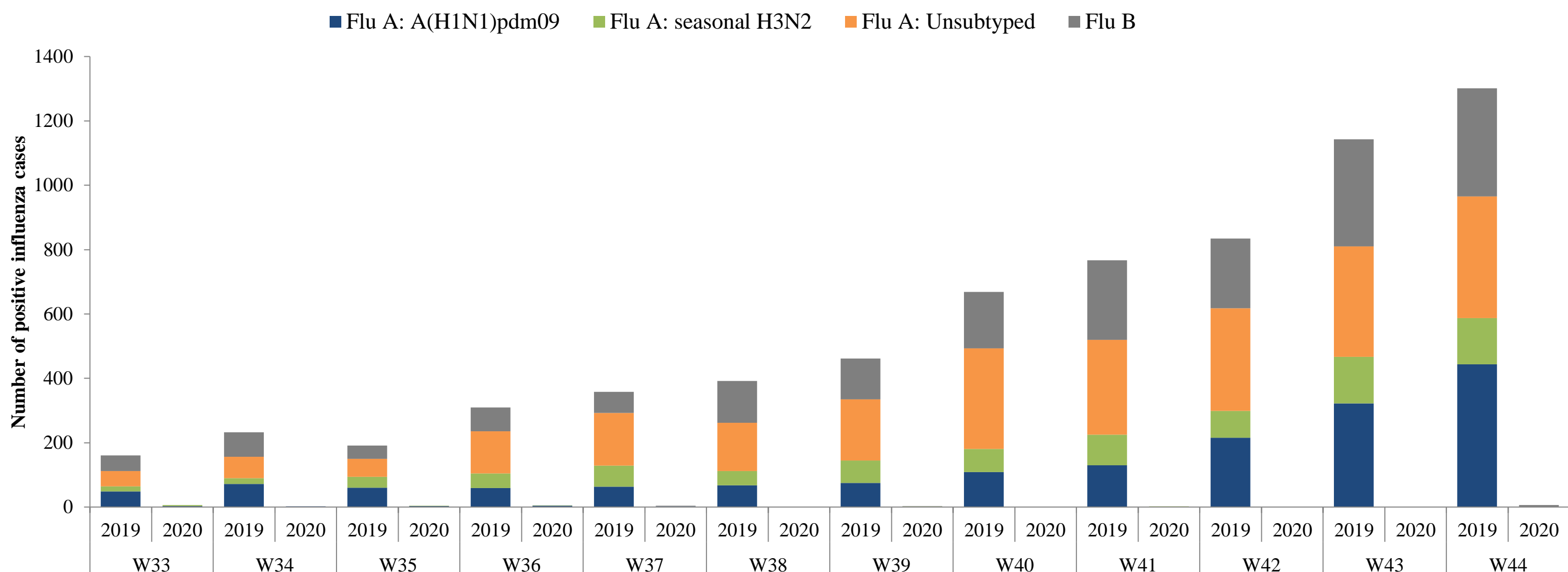


Figure 3. Comparison of respiratory pathogens detected from tested specimens by last 12 weeks

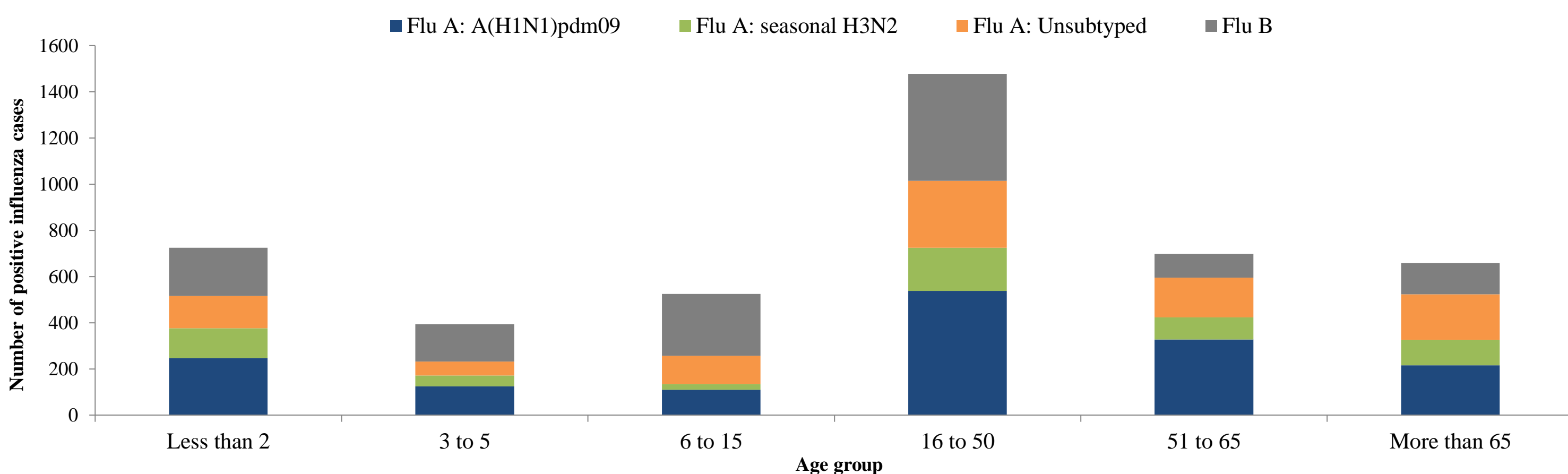


Figure. 4 Age group distribution of influenza cases by virus type in the Region from W33/2019 to W44/2020

Country	Number of enrolled cases	Tested cases number (%)	Influenza positive cases number (%)	Positive cases			
				Flu A			Flu B
				Flu A (H1N1)pdm09	Flu A (H3N2)	Flu A (Not-subtyped)	Number (%)
Afghanistan	2631	1401 (53)	124 (9)	38 (31)	61 (49)	(-)	25 (20)
Bahrain	340	315 (93)	46 (15)	14 (30)	8 (17)	10 (22)	14 (30)
Egypt	12623	12623 (100)	667 (5)	379 (57)	138 (21)	(-)	150 (22)
Iran (Islamic Republic of)	4610	4610 (100)	708 (15)	26 (4)	3 (0)	93 (13)	586 (83)
Iraq	137536	5391 (4)	304 (6)	101 (33)	44 (14)	(-)	159 (52)
Jordan	1159	1159 (100)	98 (8)	42 (43)	29 (30)	4 (4)	23 (23)
Kuwait	4531	1273 (28)	218 (17)	9 (4)	15 (7)	131 (60)	63 (29)
Lebanon	565	555 (98)	291 (52)	86 (30)	40 (14)	(-)	165 (57)
Morocco	764	764 (100)	187 (24)	35 (19)	121 (65)	(-)	31 (17)
occupied Palestinian territory	4381	4381 (100)	369 (8)	145 (39)	188 (51)	(-)	36 (10)
Oman	3683	3139 (85)	155 (5)	60 (39)	32 (21)	42 (27)	21 (14)
Pakistan	165	165 (100)	13 (8)	6 (46)	7 (54)	(-)	(-)
Qatar	16799	16800 (100)	3749 (22)	927 (25)	47 (1)	2116 (56)	659 (18)
Saudi Arabia	5203	1406 (27)	510 (36)	228 (45)	(-)	146 (29)	136 (27)
Sudan	93	18 (19)	(-)	(-)	(-)	(-)	(-)
Syrian Arab Republic	247	222 (90)	61 (27)	1 (2)	(-)	56 (92)	4 (7)
Tunisia	803	520 (65)	305 (59)	220 (72)	12 (4)	1 (0)	72 (24)
United Arab Emirates	1539	1537 (100)	183 (12)	84 (46)	27 (15)	(-)	72 (39)
Yemen	437	443 (101)	76 (17)	63 (83)	8 (11)	(-)	5 (7)
Total	198109	56722 (29)	8064 (14)	2464 (31)	780 (10)	2599 (32)	2221 (28)

Table 2. Reported cases by country during W01-W44/2020