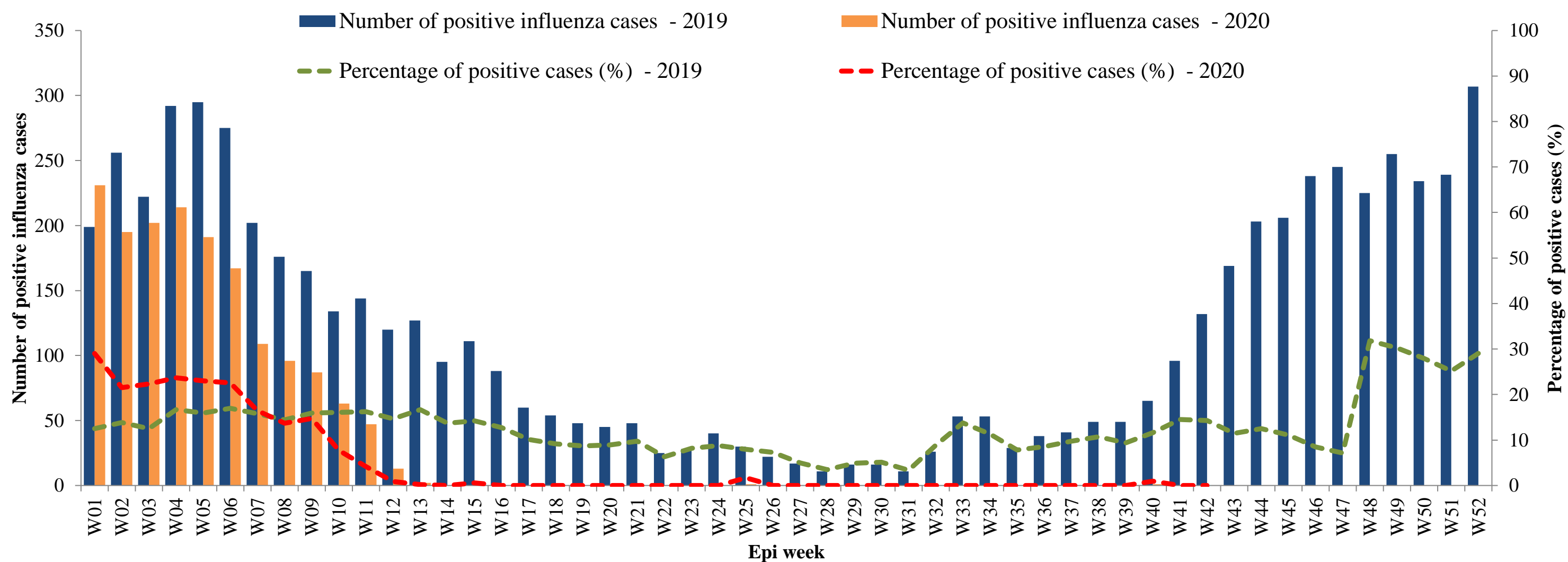


# Influenza situation in the Eastern Mediterranean Region

W42/2020 (from 11/10/2020 to 17/10/2020)

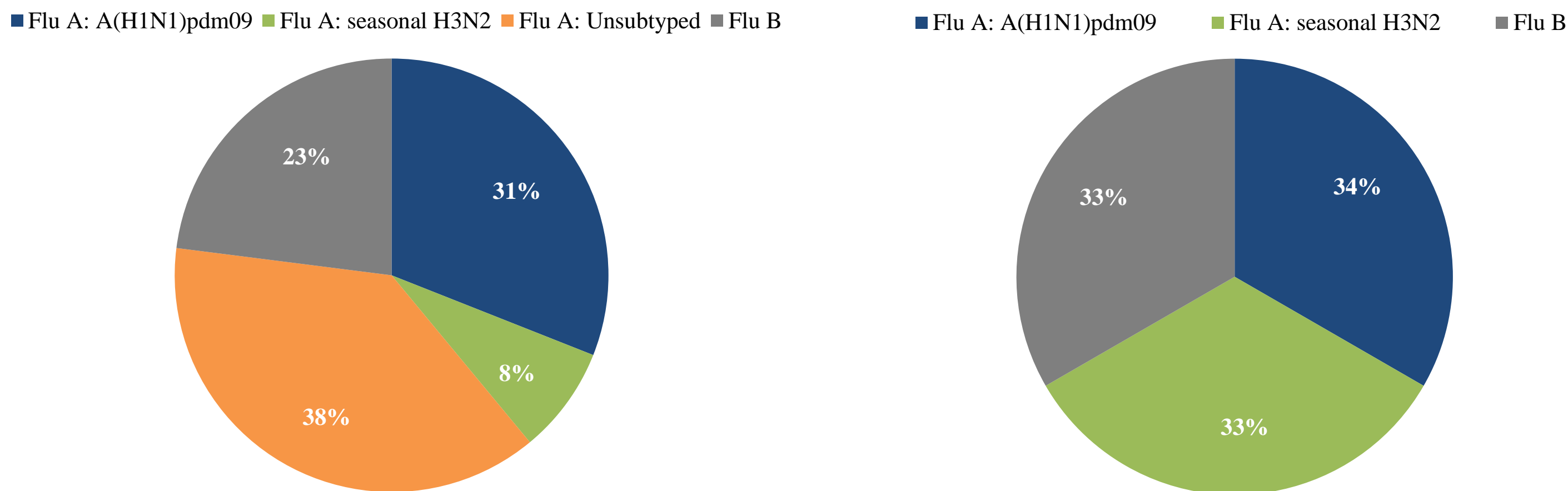
Source of data : **EMFLU Network** and **FLUMART**



**Figure 1. Number of positive influenza cases and influenza positivity rate per week, 2019-2020**

W33/2019 - W42/2020

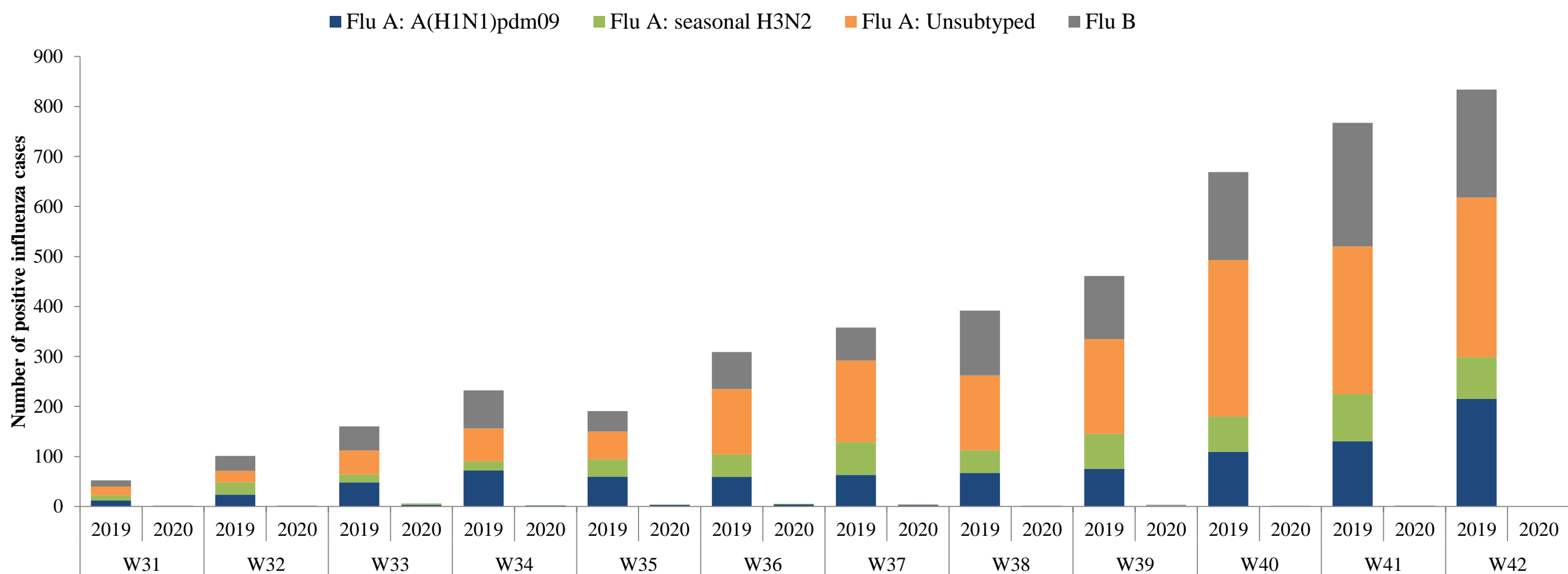
Last 4 weeks



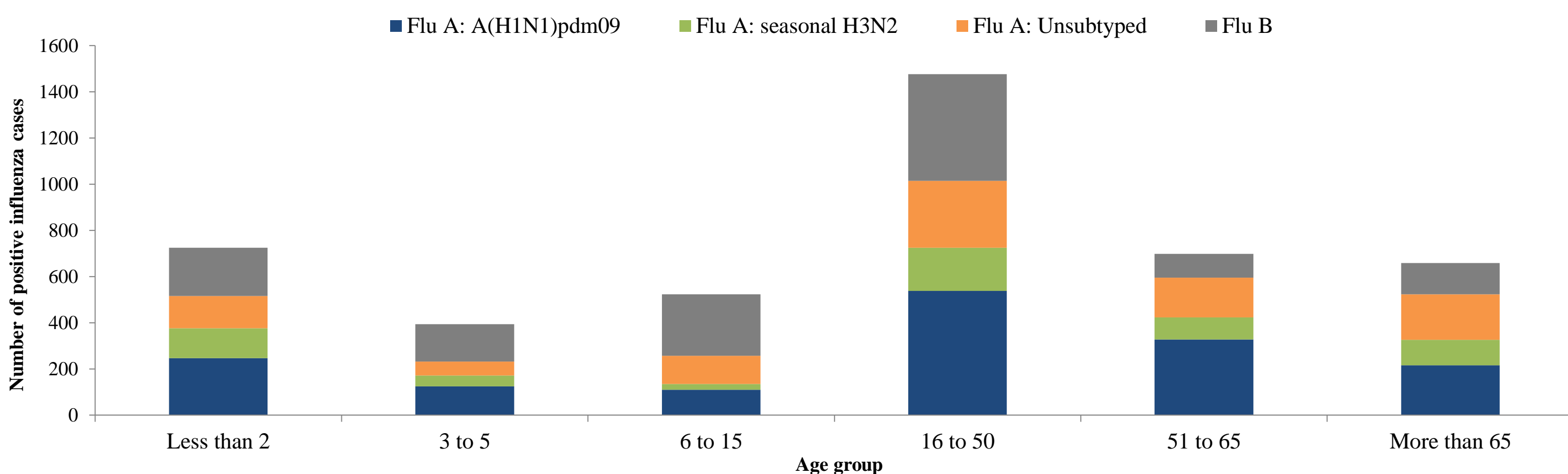
**Figure 2. Percentage of circulating virus type by positive influenza cases**

Virus type	W33/2019-W42/2020	Last 4 weeks
	Number (%)	Number (%)
Flu A: A(H1N1)pdm09	9201 (31)	2 (33)
Flu A: seasonal H3N2	2373 (8)	2 (33)
Flu A: Unsubtyped	11283 (38)	
Flu B	6824 (23)	2 (33)
<b>Total</b>	<b>29681</b>	<b>6</b>

**Table 1. Type and number of influenza viruses detected from W33/2019 to W42/2020 and during the last four weeks**



**Figure 3. Comparison of respiratory pathogens detected from tested specimens by last 12 weeks**



**Figure. 4 Age group distribution of influenza cases by virus type in the Region from W33/2019 to W42/2020**

Country	Number of enrolled cases	Tested cases number (%)	Influenza positive cases number (%)	Positive cases			
				Flu A			Flu B
				Flu A (H1N1)pdm09	Flu A (H3N2)	Flu A (Not-subtyped)	Number (%)
Afghanistan	2551	1321 (52)	121 (9)	38 (31)	61 (50)	(-)	22 (18)
Bahrain	338	313 (93)	46 (15)	14 (30)	8 (17)	10 (22)	14 (30)
Egypt	12341	12341 (100)	667 (5)	379 (57)	138 (21)	(-)	150 (22)
Iran (Islamic Republic of)	4489	4489 (100)	708 (16)	26 (4)	3 (0)	93 (13)	586 (83)
Iraq	132896	5391 (4)	304 (6)	101 (33)	44 (14)	(-)	159 (52)
Jordan	1090	1090 (100)	98 (9)	42 (43)	29 (30)	4 (4)	23 (23)
Kuwait	4474	1273 (28)	218 (17)	9 (4)	15 (7)	131 (60)	63 (29)
Lebanon	565	555 (98)	291 (52)	86 (30)	40 (14)	(-)	165 (57)
Morocco	764	764 (100)	187 (24)	35 (19)	121 (65)	(-)	31 (17)
occupied Palestinian territory	4381	4381 (100)	369 (8)	145 (39)	188 (51)	(-)	36 (10)
Oman	3439	2898 (84)	155 (5)	60 (39)	32 (21)	42 (27)	21 (14)
Pakistan	165	165 (100)	13 (8)	6 (46)	7 (54)	(-)	(-)
Qatar	16493	16494 (100)	3749 (23)	927 (25)	47 (1)	2116 (56)	659 (18)
Saudi Arabia	4913	1371 (28)	507 (37)	228 (45)	(-)	146 (29)	133 (26)
Sudan	93	18 (19)	(-)	(-)	(-)	(-)	(-)
Syrian Arab Republic	230	205 (89)	61 (30)	1 (2)	(-)	56 (92)	4 (7)
Tunisia	786	503 (64)	305 (61)	220 (72)	12 (4)	1 (0)	72 (24)
United Arab Emirates	1513	1511 (100)	183 (12)	84 (46)	27 (15)	(-)	72 (39)
Yemen	437	443 (101)	76 (17)	63 (83)	8 (11)	(-)	5 (7)
<b>Total</b>	<b>191958</b>	<b>55526 (29)</b>	<b>8058 (15)</b>	<b>2464 (31)</b>	<b>780 (10)</b>	<b>2599 (32)</b>	<b>2215 (27)</b>

**Table 2. Reported cases by country during W01-W42/2020**

© World Health Organization 2020.

Some rights reserved. This work is available under the Creative Commons Attribution-Non Commercial-Share Alike 3.0 IGO license (CC BY-NC-SA 3.0 IGO; <https://creativecommons.org/licenses/by-nc-sa/3.0/igo>).