

Influenza situation in the Eastern Mediterranean Region

W31/2020 (from 26/07/2020 to 01/08/2020)

Source of data : **EMFLU Network** and **FLUMART**

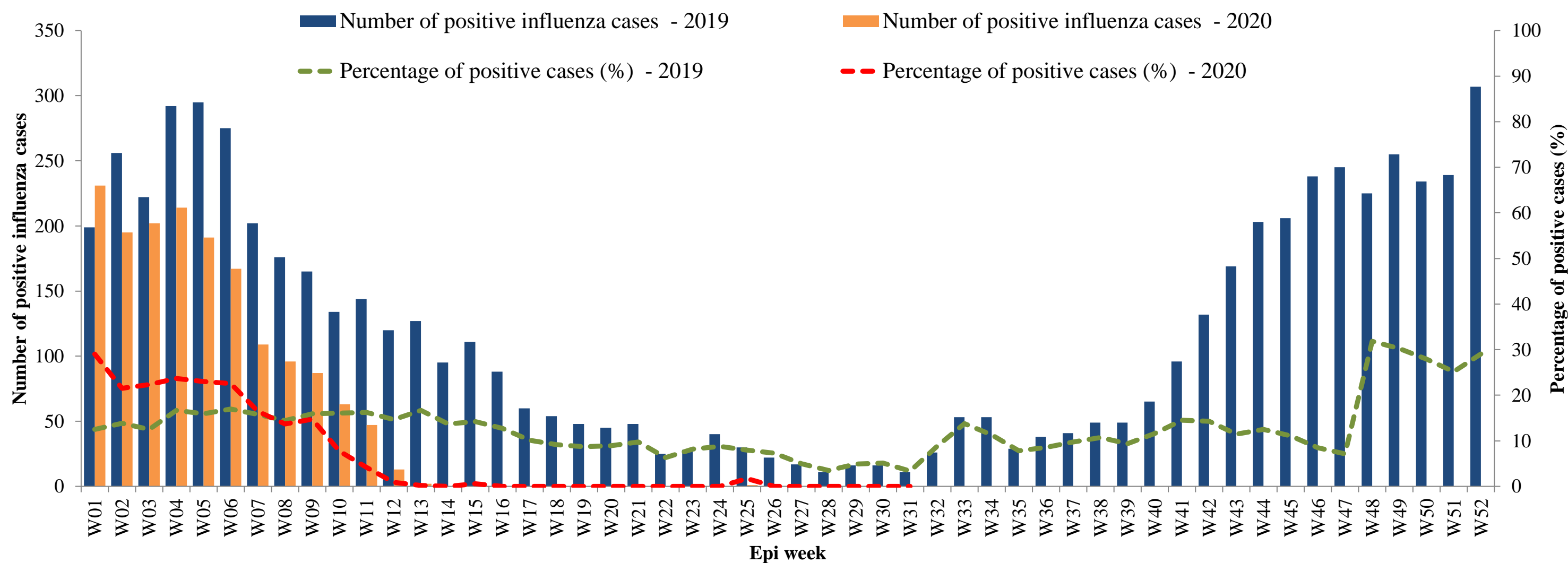


Figure 1. Number of positive influenza cases and influenza positivity rate per week, 2019-2020

W33/2019 - W31/2020

Last 4 weeks

■ Flu A: A(H1N1)pdm09 ■ Flu A: seasonal H3N2 ■ Flu A: Unsubtyped ■ Flu B

■ Flu A: A(H1N1)pdm09 ■ Flu A: seasonal H3N2
■ Flu A: Unsubtyped ■ Flu B

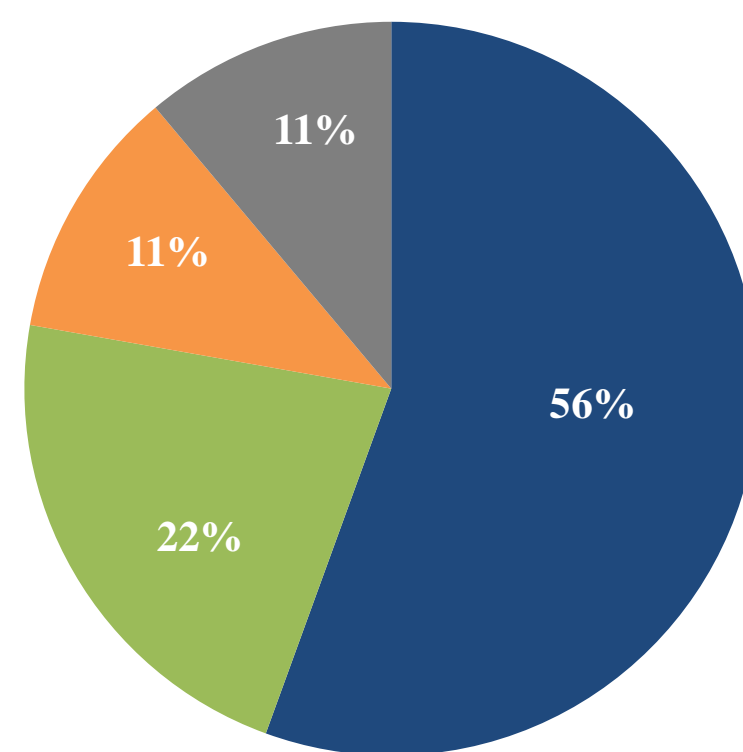
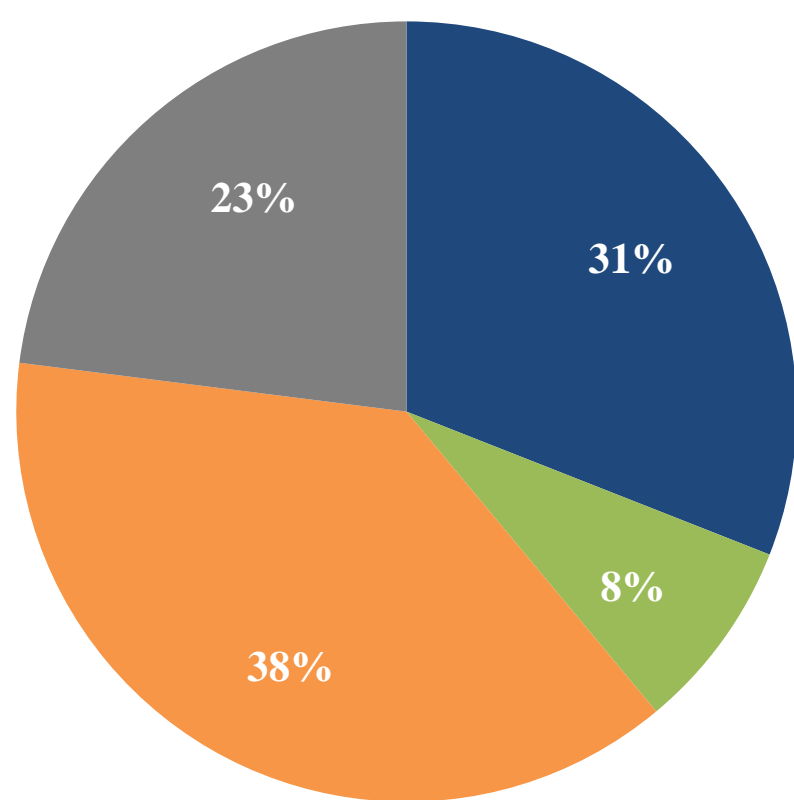


Figure 2. Percentage of circulating virus type by positive influenza cases

| Virus type | W33/2019-W31/2020 | Last 4 weeks |
|----------------------|-------------------|--------------|
| | Number (%) | Number (%) |
| Flu A: A(H1N1)pdm09 | 9183 (31) | 5 (56) |
| Flu A: seasonal H3N2 | 2365 (8) | 2 (22) |
| Flu A: Unsubtyped | 11283 (38) | 1 (11) |
| Flu B | 6820 (23) | 1 (11) |
| Total | 29651 | 9 |

Table 1. Type and number of influenza viruses detected from W33/2019 to W31/2020 and during the last four weeks

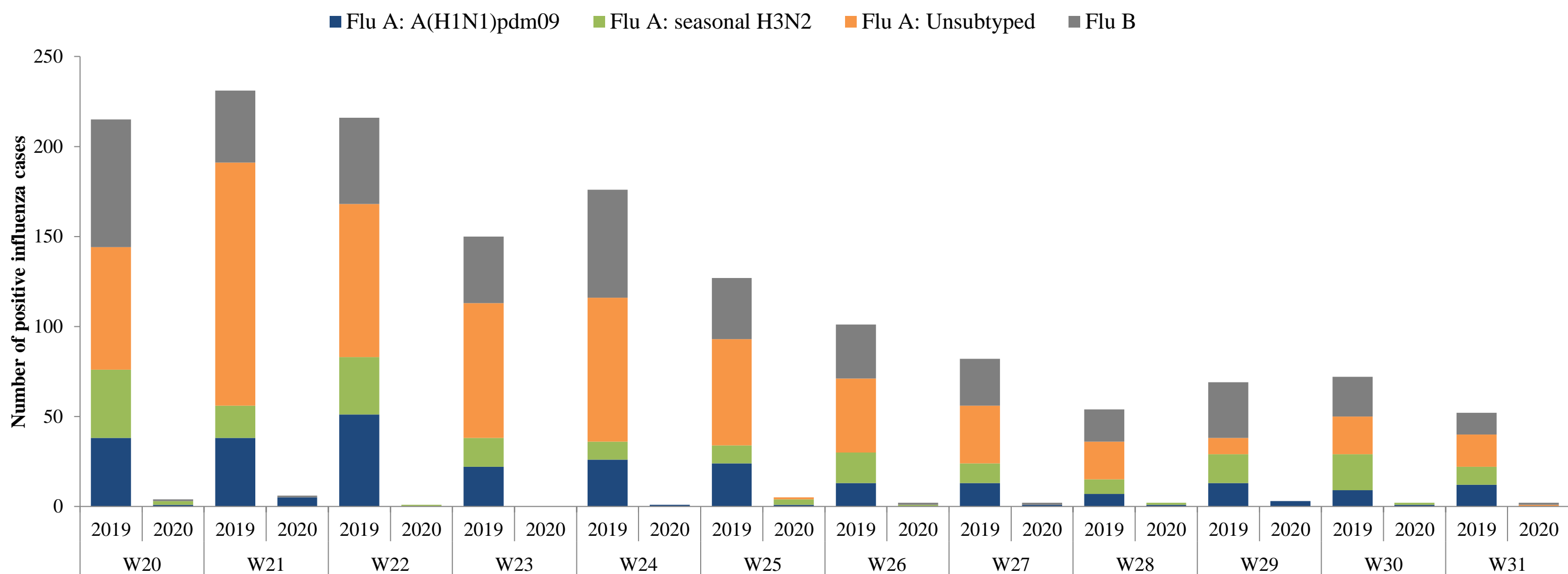


Figure 3. Comparison of respiratory pathogens detected from tested specimens by last 12 weeks

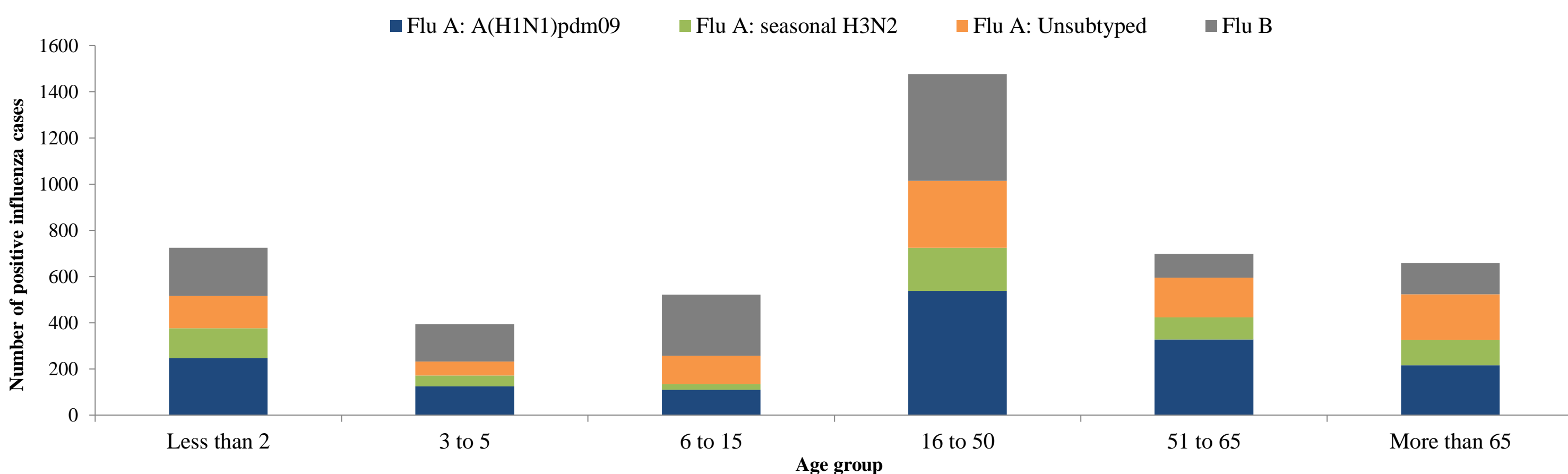


Figure. 4 Age group distribution of influenza cases by virus type in the Region from W33/2019 to W31/2020

| Country | Number of enrolled cases | Tested cases number (%) | Influenza positive cases number (%) | Positive cases | | | |
|--------------------------------|--------------------------|-------------------------|-------------------------------------|-------------------|-----------------|----------------------|------------------|
| | | | | Flu A | | | Flu B |
| | | | | Flu A (H1N1)pdm09 | Flu A (H3N2) | Flu A (Not-subtyped) | Number (%) |
| Afghanistan | 2266 | 1122 (50) | 121 (11) | 38 (31) | 61 (50) | (-) | 22 (18) |
| Bahrain | 312 | 288 (92) | 46 (16) | 14 (30) | 8 (17) | 10 (22) | 14 (30) |
| Egypt | 10637 | 10637 (100) | 645 (6) | 364 (56) | 131 (20) | (-) | 150 (23) |
| Iran (Islamic Republic of) | 4366 | 4366 (100) | 702 (16) | 23 (3) | 3 (0) | 93 (13) | 583 (83) |
| Iraq | 91273 | 5391 (6) | 304 (6) | 101 (33) | 44 (14) | (-) | 159 (52) |
| Jordan | 930 | 930 (100) | 98 (11) | 42 (43) | 29 (30) | 4 (4) | 23 (23) |
| Kuwait | 4019 | 1273 (32) | 218 (17) | 9 (4) | 15 (7) | 131 (60) | 63 (29) |
| Lebanon | 565 | 555 (98) | 291 (52) | 86 (30) | 40 (14) | (-) | 165 (57) |
| Morocco | 764 | 764 (100) | 187 (24) | 35 (19) | 121 (65) | (-) | 31 (17) |
| occupied Palestinian territory | 4361 | 4361 (100) | 369 (8) | 145 (39) | 188 (51) | (-) | 36 (10) |
| Oman | 2084 | 1545 (74) | 154 (10) | 60 (39) | 31 (20) | 42 (27) | 21 (14) |
| Pakistan | 165 | 165 (100) | 13 (8) | 6 (46) | 7 (54) | (-) | (-) |
| Qatar | 15408 | 15409 (100) | 3749 (24) | 927 (25) | 47 (1) | 2116 (56) | 659 (18) |
| Saudi Arabia | 4858 | 1349 (28) | 506 (38) | 228 (45) | (-) | 146 (29) | 132 (26) |
| Sudan | 93 | 18 (19) | (-) | (-) | (-) | (-) | (-) |
| Syrian Arab Republic | 153 | 128 (84) | 61 (48) | 1 (2) | (-) | 56 (92) | 4 (7) |
| Tunisia | 773 | 490 (63) | 305 (62) | 220 (72) | 12 (4) | 1 (0) | 72 (24) |
| United Arab Emirates | 1381 | 1379 (100) | 183 (13) | 84 (46) | 27 (15) | (-) | 72 (39) |
| Yemen | 437 | 443 (101) | 76 (17) | 63 (83) | 8 (11) | (-) | 5 (7) |
| Total | 144845 | 50613 (35) | 8028 (16) | 2446 (30) | 772 (10) | 2599 (32) | 2211 (28) |

Table 2. Reported cases by country during W01-W31/2020

© World Health Organization 2020.

Some rights reserved. This work is available under the Creative Commons Attribution-Non Commercial-Share Alike 3.0 IGO license (CC BY-NC-SA 3.0 IGO; <https://creativecommons.org/licenses/by-nc-sa/3.0/igo>).