

Influenza situation in the Eastern Mediterranean Region

W28/2020 (from 05/07/2020 to 11/07/2020)

Source of data : EMFLU Network and FLUMART

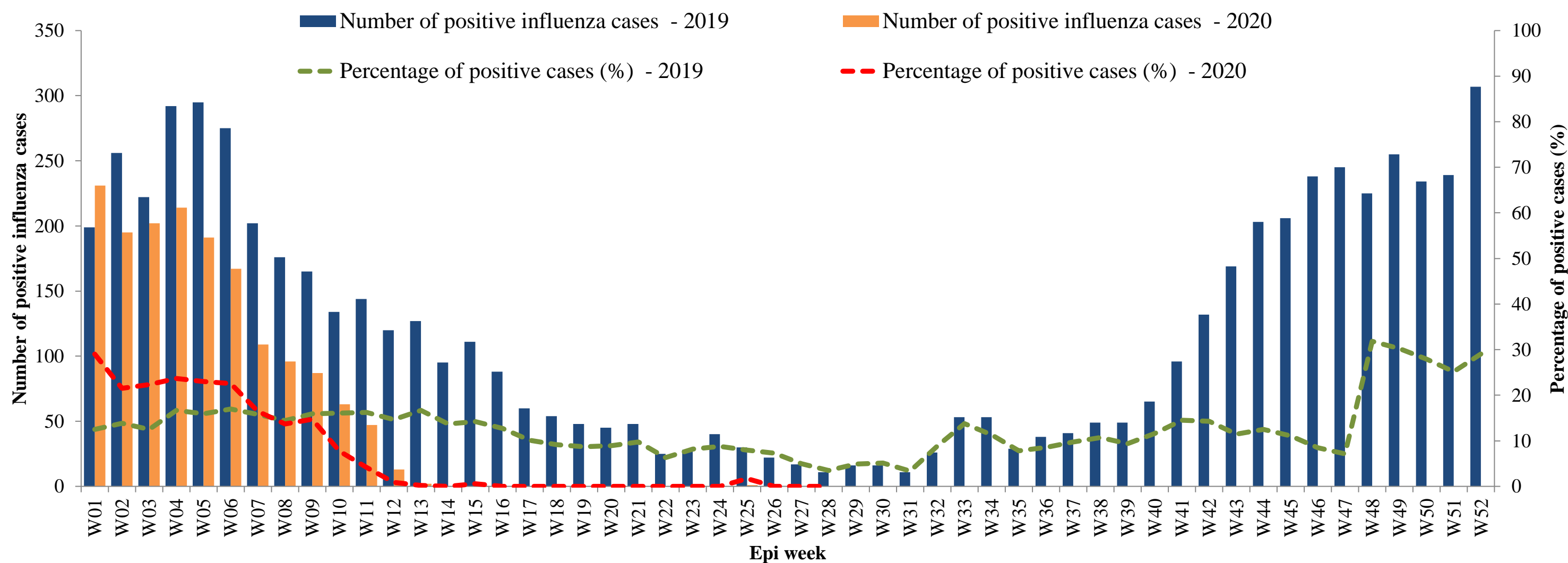


Figure 1. Number of positive influenza cases and influenza positivity rate per week, 2019-2020

W33/2019 - W28/2020

Last 4 weeks

■ Flu A: A(H1N1)pdm09 ■ Flu A: seasonal H3N2 ■ Flu A: Unsubtyped ■ Flu B

■ Flu A: A(H1N1)pdm09 ■ Flu A: seasonal H3N2
■ Flu A: Unsubtyped ■ Flu B

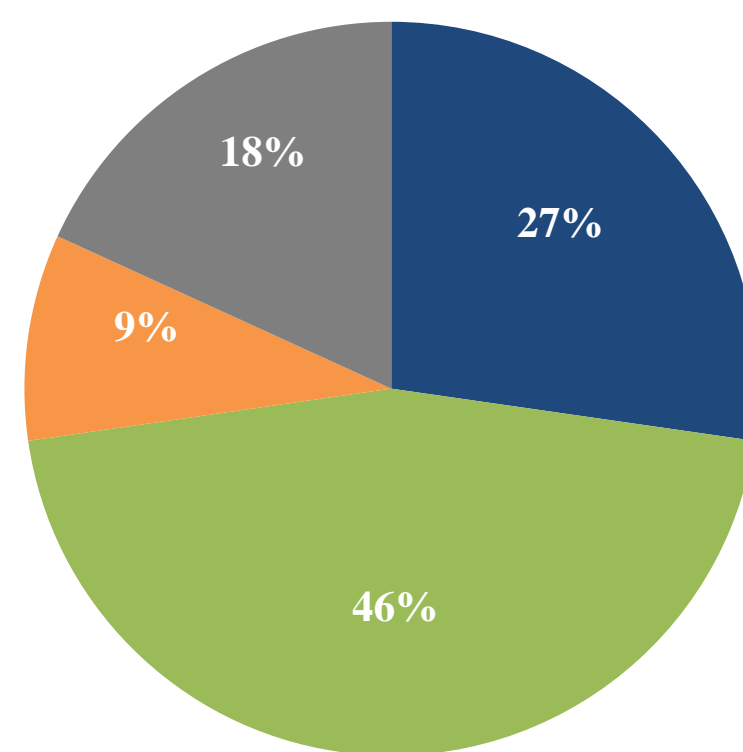
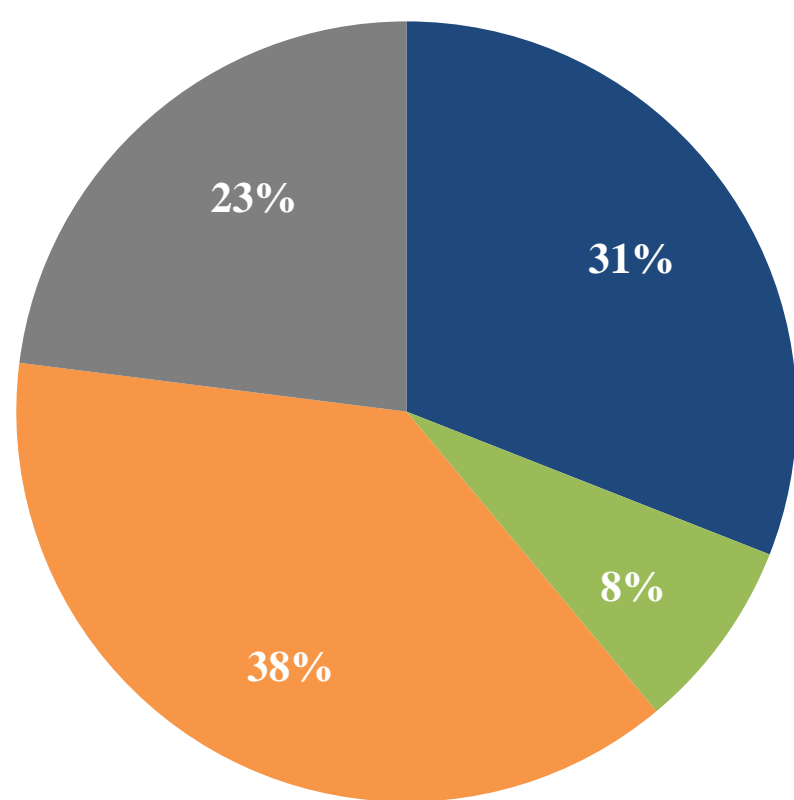


Figure 2. Percentage of circulating virus type by positive influenza cases

Virus type	W33/2019-W28/2020	Last 4 weeks
	Number (%)	Number (%)
Flu A: A(H1N1)pdm09	9179 (31)	3 (27)
Flu A: seasonal H3N2	2364 (8)	5 (45)
Flu A: Unsubtyped	11282 (38)	1 (9)
Flu B	6819 (23)	2 (18)
Total	29644	11

Table 1. Type and number of influenza viruses detected from W33/2019 to W28/2020 and during the last four weeks

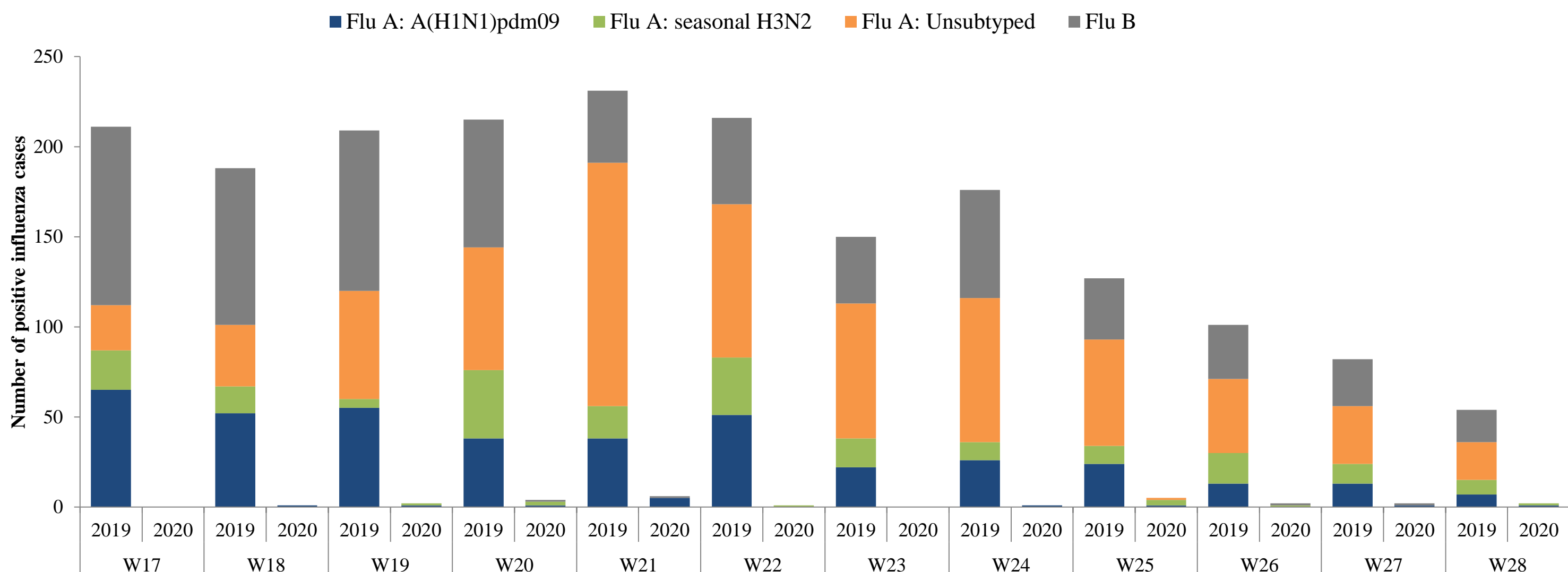


Figure 3. Comparison of respiratory pathogens detected from tested specimens by last 12 weeks

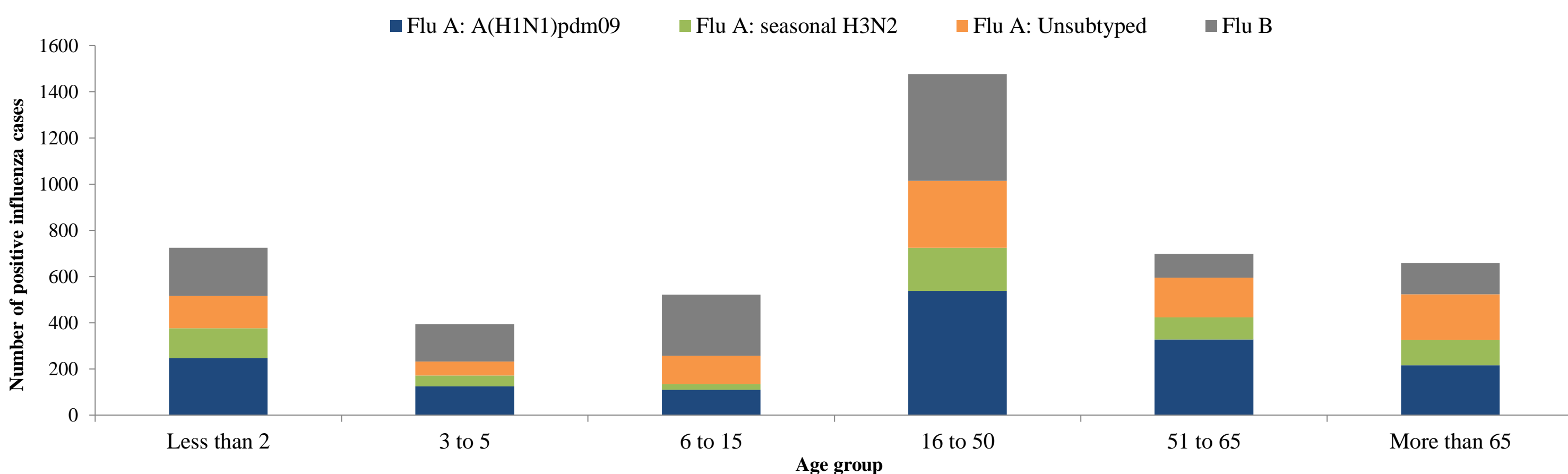


Figure. 4 Age group distribution of influenza cases by virus type in the Region from W33/2019 to W28/2020

Country	Number of enrolled cases	Tested cases number (%)	Influenza positive cases number (%)	Positive cases			
				Flu A			Flu B
				Flu A (H1N1)pdm09	Flu A (H3N2)	Flu A (Not-subtyped)	Number (%)
Afghanistan	2094	1122 (54)	121 (11)	38 (31)	61 (50)	(-)	22 (18)
Bahrain	290	266 (92)	46 (17)	14 (30)	8 (17)	10 (22)	14 (30)
Egypt	10103	10103 (100)	639 (6)	360 (56)	130 (20)	(-)	149 (23)
Iran (Islamic Republic of)	4360	4360 (100)	701 (16)	23 (3)	3 (0)	92 (13)	583 (83)
Iraq	81584	5391 (7)	304 (6)	101 (33)	44 (14)	(-)	159 (52)
Jordan	906	906 (100)	98 (11)	42 (43)	29 (30)	4 (4)	23 (23)
Kuwait	3814	1273 (33)	218 (17)	9 (4)	15 (7)	131 (60)	63 (29)
Lebanon	565	555 (98)	291 (52)	86 (30)	40 (14)	(-)	165 (57)
Morocco	764	764 (100)	187 (24)	35 (19)	121 (65)	(-)	31 (17)
occupied Palestinian territory	4359	4359 (100)	369 (8)	145 (39)	188 (51)	(-)	36 (10)
Oman	2084	1545 (74)	154 (10)	60 (39)	31 (20)	42 (27)	21 (14)
Pakistan	165	165 (100)	13 (8)	6 (46)	7 (54)	(-)	(-)
Qatar	15144	15145 (100)	3749 (25)	927 (25)	47 (1)	2116 (56)	659 (18)
Saudi Arabia	4855	1348 (28)	506 (38)	228 (45)	(-)	146 (29)	132 (26)
Sudan	93	18 (19)	(-)	(-)	(-)	(-)	(-)
Syrian Arab Republic	153	128 (84)	61 (48)	1 (2)	(-)	56 (92)	4 (7)
Tunisia	773	490 (63)	305 (62)	220 (72)	12 (4)	1 (0)	72 (24)
United Arab Emirates	1354	1352 (100)	183 (14)	84 (46)	27 (15)	(-)	72 (39)
Yemen	437	443 (101)	76 (17)	63 (83)	8 (11)	(-)	5 (7)
Total	133897	49733 (37)	8021 (16)	2442 (30)	771 (10)	2598 (32)	2210 (28)

Table 2. Reported cases by country during W01-W28/2020