

Influenza situation in the Eastern Mediterranean Region

W24/2020 (from 07/06/2020 to 13/06/2020)

Source of data : **EMFLU Network** and **FLUMART**

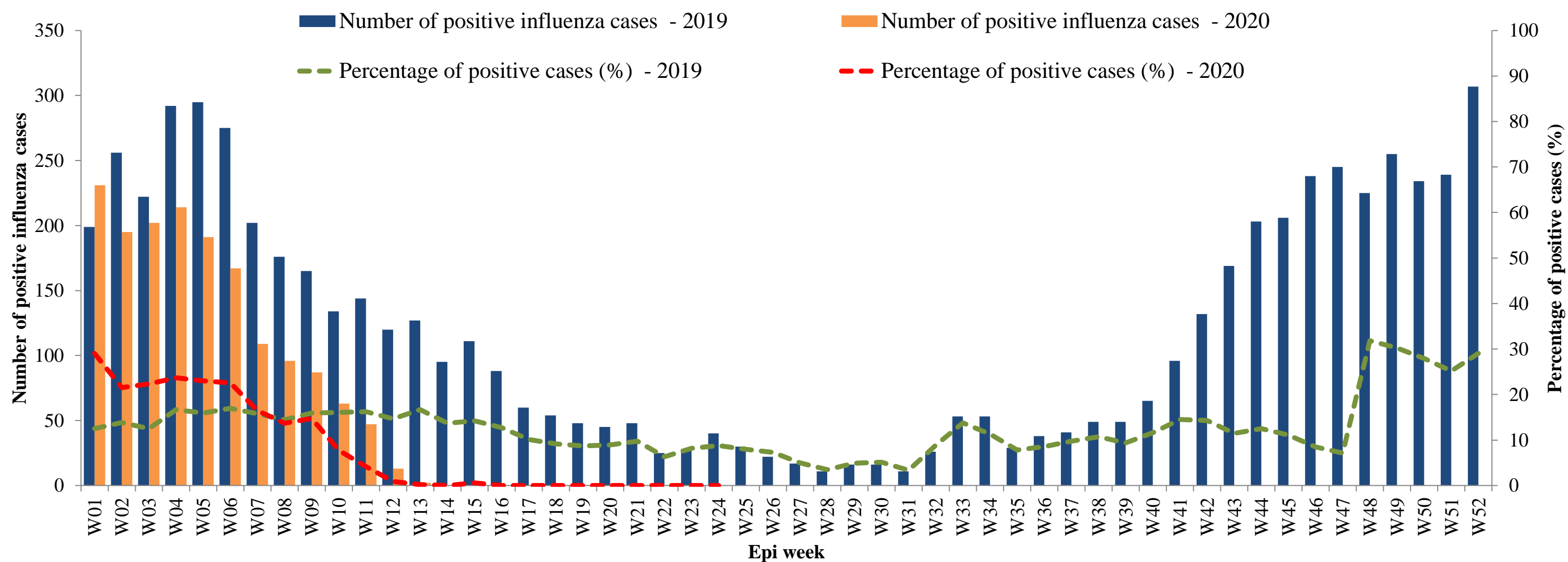


Figure 1. Number of positive influenza cases and influenza positivity rate per week, 2019-2020

W33/2019 - W24/2020

Last 4 weeks

■ Flu A: A(H1N1)pdm09 ■ Flu A: seasonal H3N2 ■ Flu A: Unsubtyped ■ Flu B

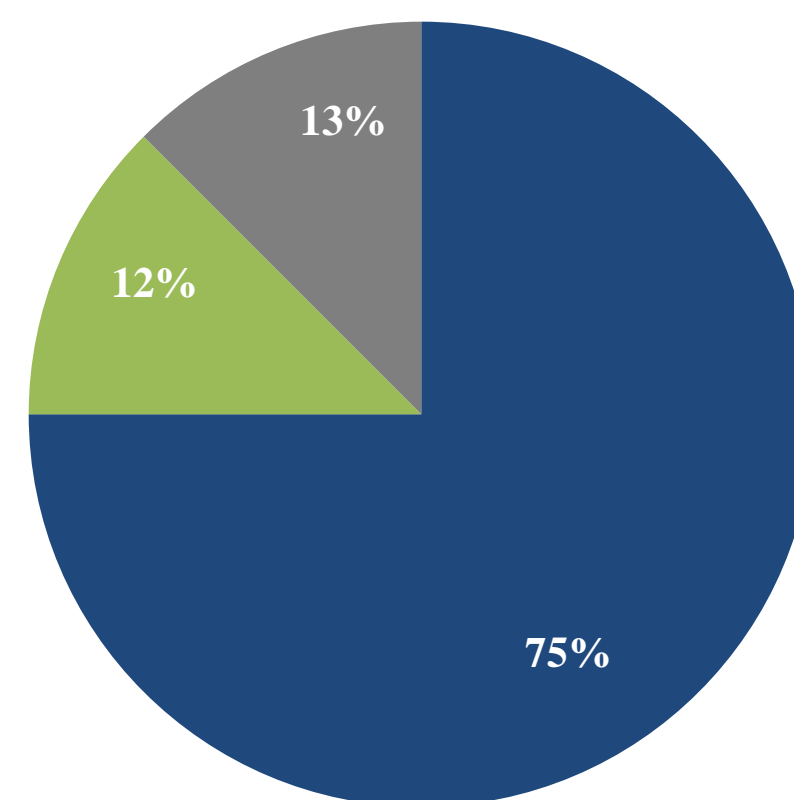
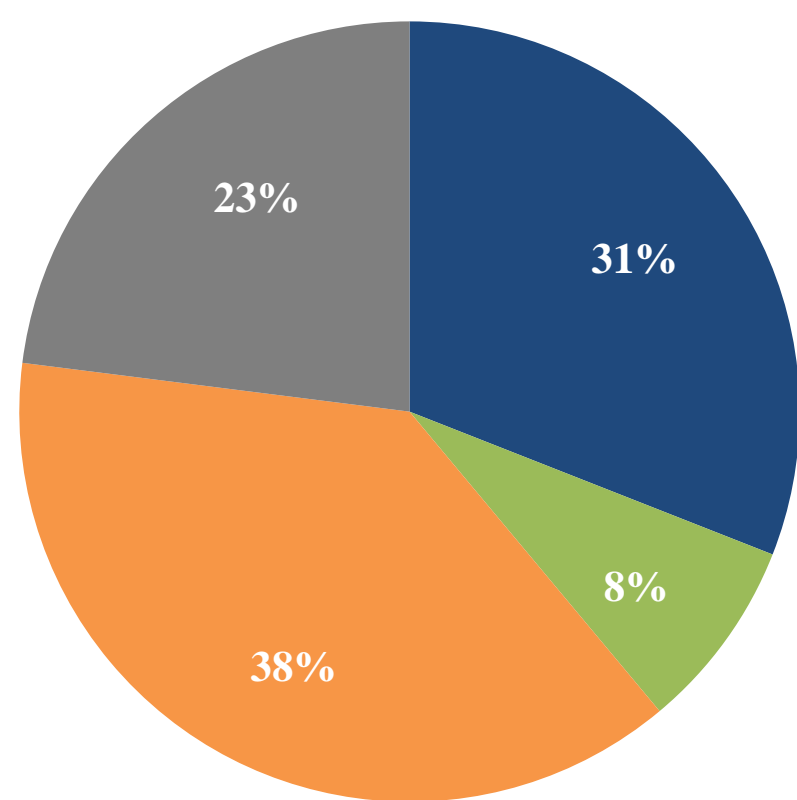
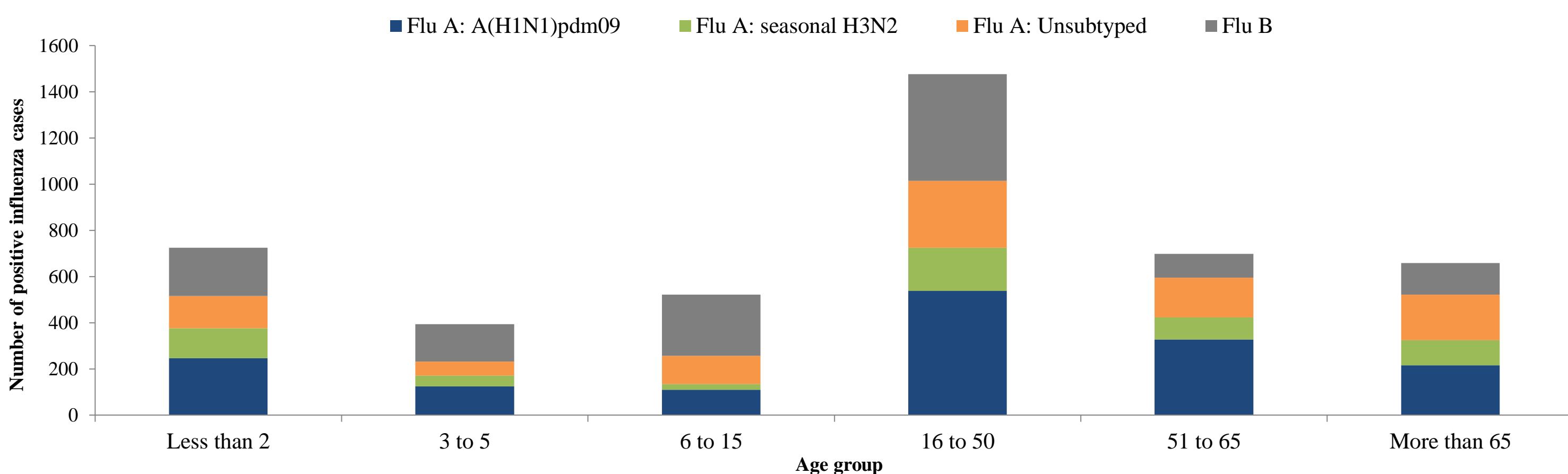
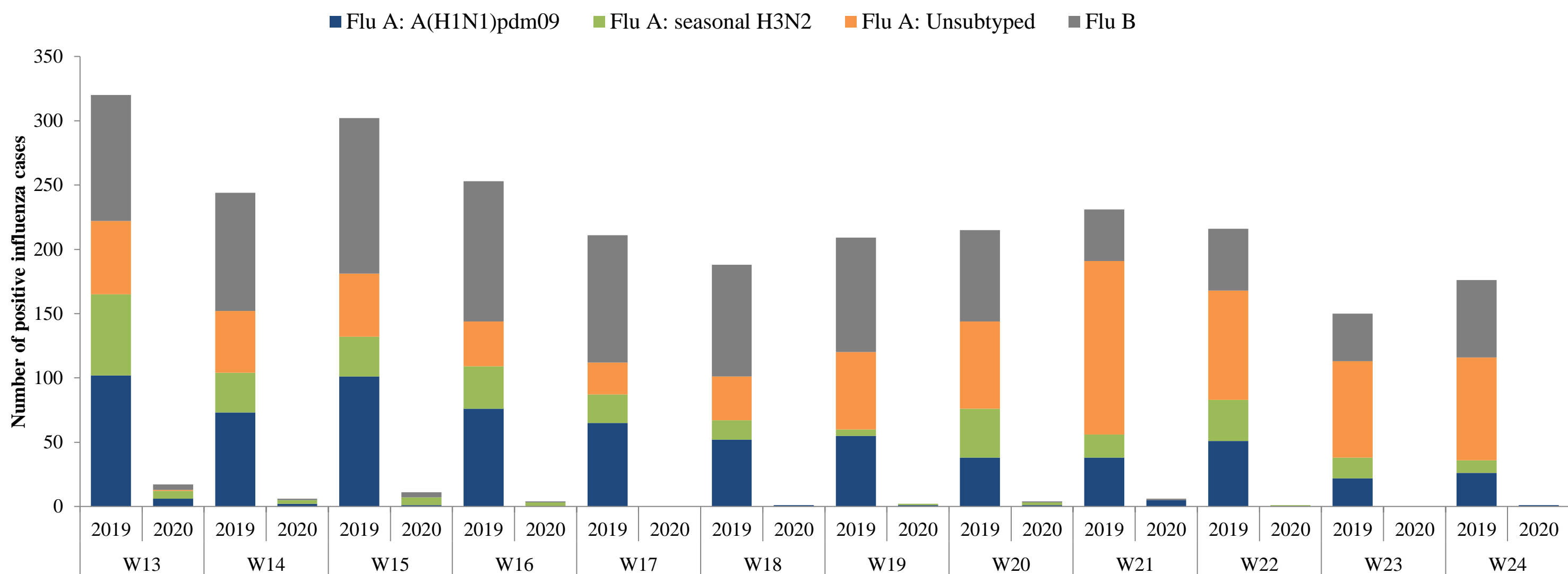


Figure 2. Percentage of circulating virus type by positive influenza cases

Virus type	W33/2019-W24/2020	Last 4 weeks
	Number (%)	Number (%)
Flu A: A(H1N1)pdm09	9176 (31)	6 (75)
Flu A: seasonal H3N2	2359 (8)	1 (13)
Flu A: Unsubtyped	11281 (38)	
Flu B	6817 (23)	1 (13)
Total	29633	8

Table 1. Type and number of influenza viruses detected from W33/2019 to W24/2020 and during the last four weeks



Country	Number of enrolled cases	Tested cases number (%)	Influenza positive cases number (%)	Positive cases			
				Flu A			Flu B
				Flu A (H1N1)pdm09	Flu A (H3N2)	Flu A (Not-subtyped)	Number (%)
Afghanistan	1818	1122 (62)	121 (11)	38 (31)	61 (50)	(-)	22 (18)
Bahrain	278	256 (92)	46 (18)	14 (30)	8 (17)	10 (22)	14 (30)
Egypt	9807	9807 (100)	629 (6)	357 (57)	125 (20)	(-)	147 (23)
Iran (Islamic Republic of)	4348	4348 (100)	701 (16)	23 (3)	3 (0)	92 (13)	583 (83)
Iraq	46402	5391 (12)	304 (6)	101 (33)	44 (14)	(-)	159 (52)
Jordan	858	858 (100)	98 (11)	42 (43)	29 (30)	4 (4)	23 (23)
Kuwait	3369	1273 (38)	218 (17)	9 (4)	15 (7)	131 (60)	63 (29)
Lebanon	550	540 (98)	291 (54)	86 (30)	40 (14)	(-)	165 (57)
Morocco	764	764 (100)	187 (24)	35 (19)	121 (65)	(-)	31 (17)
occupied Palestinian territory	4344	4344 (100)	369 (8)	145 (39)	188 (51)	(-)	36 (10)
Oman	2080	1541 (74)	154 (10)	60 (39)	31 (20)	42 (27)	21 (14)
Pakistan	165	165 (100)	13 (8)	6 (46)	7 (54)	(-)	(-)
Qatar	14858	14859 (100)	3748 (25)	927 (25)	47 (1)	2115 (56)	659 (18)
Saudi Arabia	4841	1340 (28)	506 (38)	228 (45)	(-)	146 (29)	132 (26)
Sudan	93	18 (19)	(-)	(-)	(-)	(-)	(-)
Syrian Arab Republic	153	128 (84)	61 (48)	1 (2)	(-)	56 (92)	4 (7)
Tunisia	773	490 (63)	305 (62)	220 (72)	12 (4)	1 (0)	72 (24)
United Arab Emirates	1319	1317 (100)	183 (14)	84 (46)	27 (15)	(-)	72 (39)
Yemen	437	443 (101)	76 (17)	63 (83)	8 (11)	(-)	5 (7)
Total	97257	49004 (50)	8010 (16)	2439 (30)	766 (10)	2597 (32)	2208 (28)

Table 2. Reported cases by country during W01-W24/2020