

Influenza situation in the Eastern Mediterranean Region

W20/2020 (from 10/05/2020 to 16/05/2020)

Source of data : **EMFLU Network** and **FLUMART**

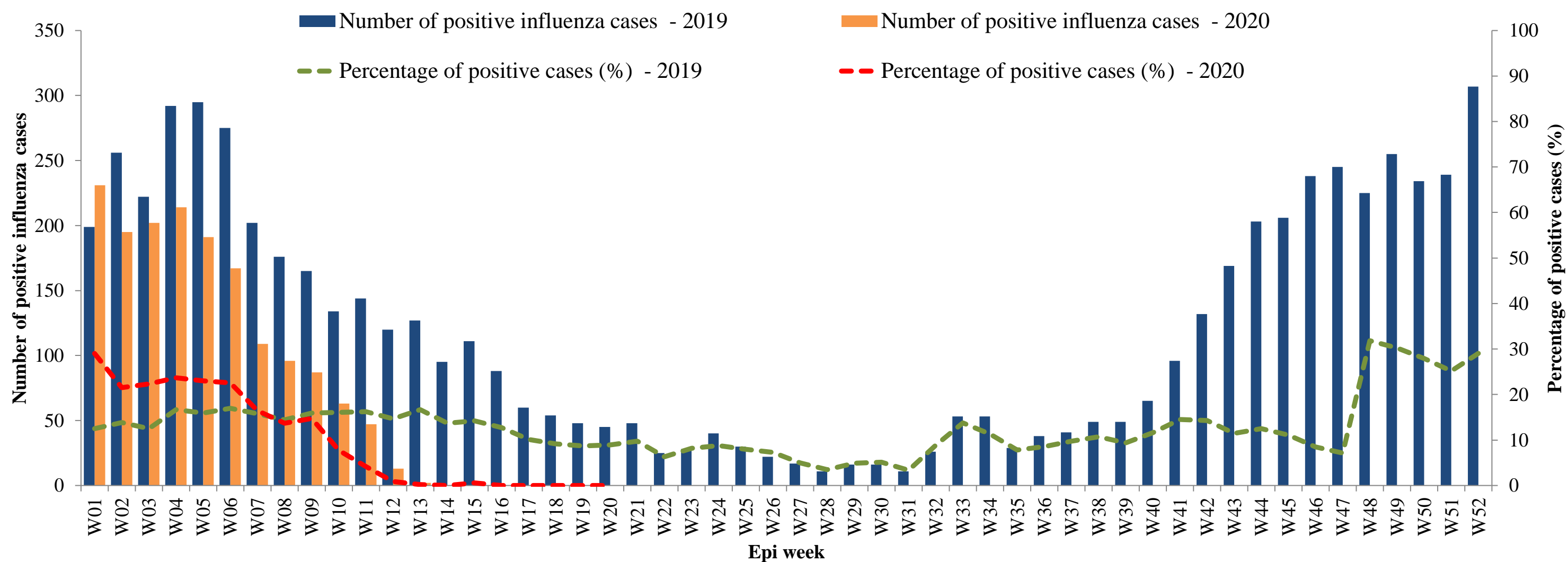


Figure 1. Number of positive influenza cases and influenza positivity rate per week, 2019-2020

W33/2019 - W20/2020

Last 4 weeks

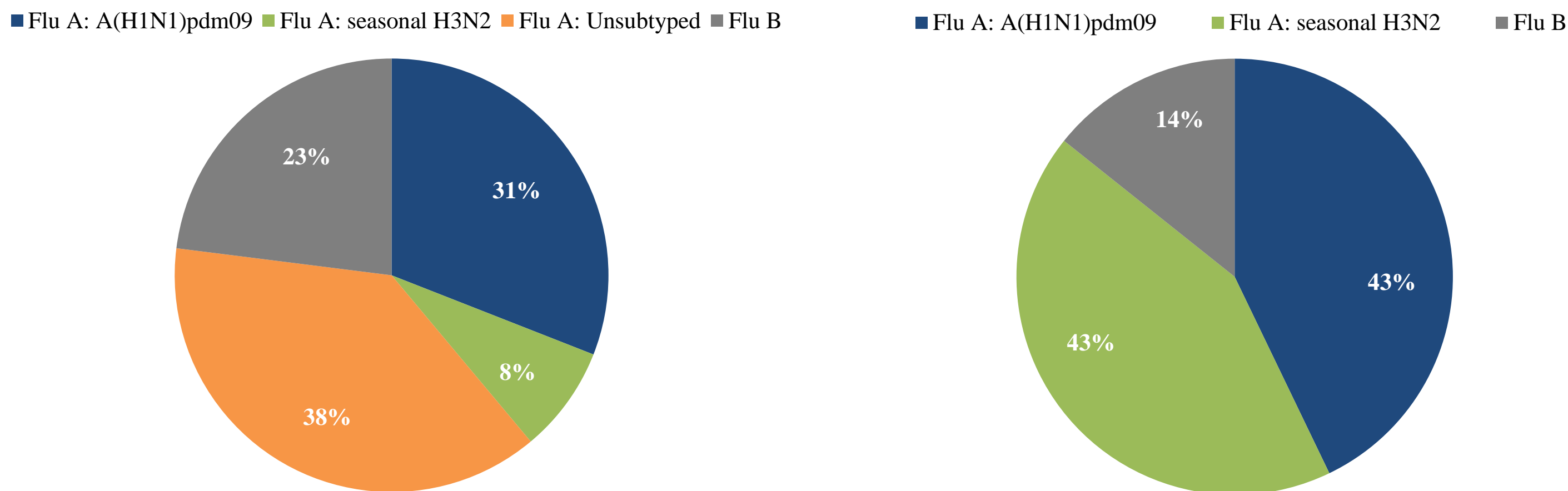


Figure 2. Percentage of circulating virus type by positive influenza cases

Virus type	W33/2019-W20/2020	Last 4 weeks
	Number (%)	Number (%)
Flu A: A(H1N1)pdm09	9170 (31)	3 (43)
Flu A: seasonal H3N2	2358 (8)	3 (43)
Flu A: Unsubtyped	11281 (38)	
Flu B	6816 (23)	1 (14)
Total	29625	7

Table 1. Type and number of influenza viruses detected from W33/2019 to W20/2020 and during the last four weeks

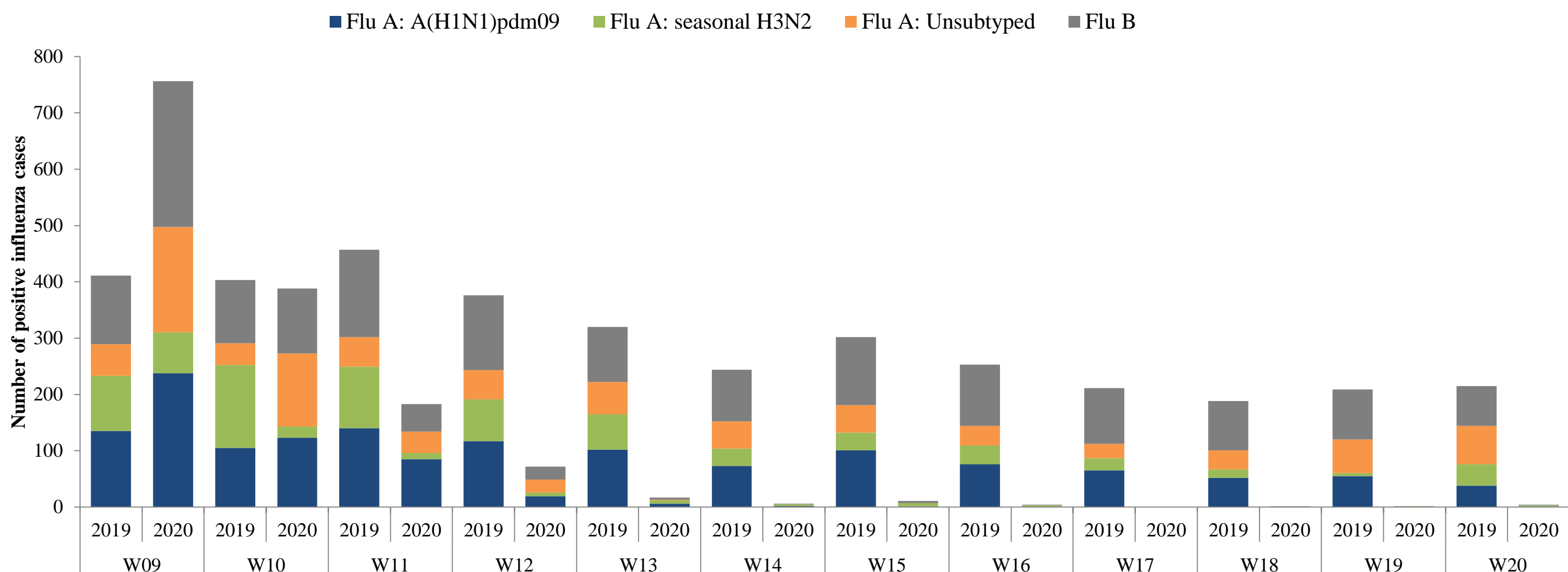


Figure 3. Comparison of respiratory pathogens detected from tested specimens by last 12 weeks

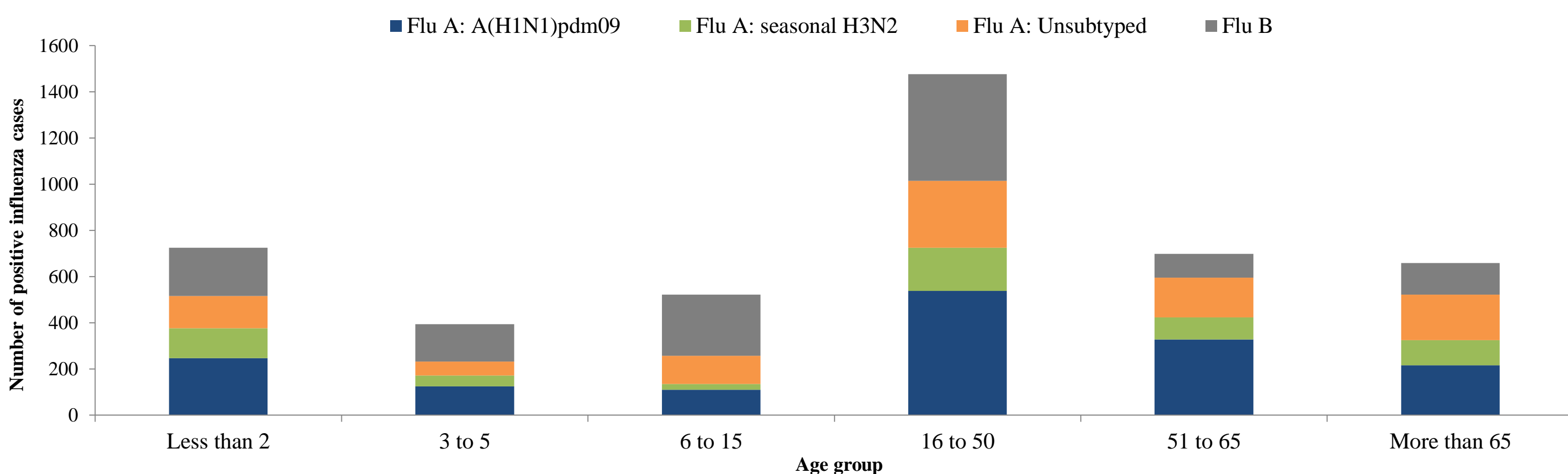


Figure. 4 Age group distribution of influenza cases by virus type in the Region from W33/2019 to W20/2020

Country	Number of enrolled cases	Tested cases number (%)	Influenza positive cases number (%)	Positive cases			
				Flu A			Flu B
				Flu A (H1N1)pdm09	Flu A (H3N2)	Flu A (Not-subtyped)	Number (%)
Afghanistan	1553	1122 (72)	121 (11)	38 (31)	61 (50)	(-)	22 (18)
Bahrain	255	235 (92)	46 (20)	14 (30)	8 (17)	10 (22)	14 (30)
Egypt	9563	9563 (100)	621 (6)	351 (57)	124 (20)	(-)	146 (24)
Iran (Islamic Republic of)	4340	4340 (100)	701 (16)	23 (3)	3 (0)	92 (13)	583 (83)
Iraq	26303	5391 (20)	304 (6)	101 (33)	44 (14)	(-)	159 (52)
Jordan	848	848 (100)	98 (12)	42 (43)	29 (30)	4 (4)	23 (23)
Kuwait	2731	1273 (47)	218 (17)	9 (4)	15 (7)	131 (60)	63 (29)
Lebanon	550	540 (98)	291 (54)	86 (30)	40 (14)	(-)	165 (57)
Morocco	764	764 (100)	187 (24)	35 (19)	121 (65)	(-)	31 (17)
occupied Palestinian territory	4324	4324 (100)	369 (9)	145 (39)	188 (51)	(-)	36 (10)
Oman	2039	1529 (75)	154 (10)	60 (39)	31 (20)	42 (27)	21 (14)
Pakistan	165	165 (100)	13 (8)	6 (46)	7 (54)	(-)	(-)
Qatar	14596	14597 (100)	3748 (26)	927 (25)	47 (1)	2115 (56)	659 (18)
Saudi Arabia	4800	1323 (28)	506 (38)	228 (45)	(-)	146 (29)	132 (26)
Sudan	93	18 (19)	(-)	(-)	(-)	(-)	(-)
Syrian Arab Republic	153	128 (84)	61 (48)	1 (2)	(-)	56 (92)	4 (7)
Tunisia	773	490 (63)	305 (62)	220 (72)	12 (4)	1 (0)	72 (24)
United Arab Emirates	1304	1302 (100)	183 (14)	84 (46)	27 (15)	(-)	72 (39)
Yemen	437	443 (101)	76 (17)	63 (83)	8 (11)	(-)	5 (7)
Total	75591	48395 (64)	8002 (17)	2433 (30)	765 (10)	2597 (32)	2207 (28)

Table 2. Reported cases by country during W01-W20/2020

© World Health Organization 2020.

Some rights reserved. This work is available under the Creative Commons Attribution-Non Commercial-Share Alike 3.0 IGO license (CC BY-NC-SA 3.0 IGO; <https://creativecommons.org/licenses/by-nc-sa/3.0/igo>).