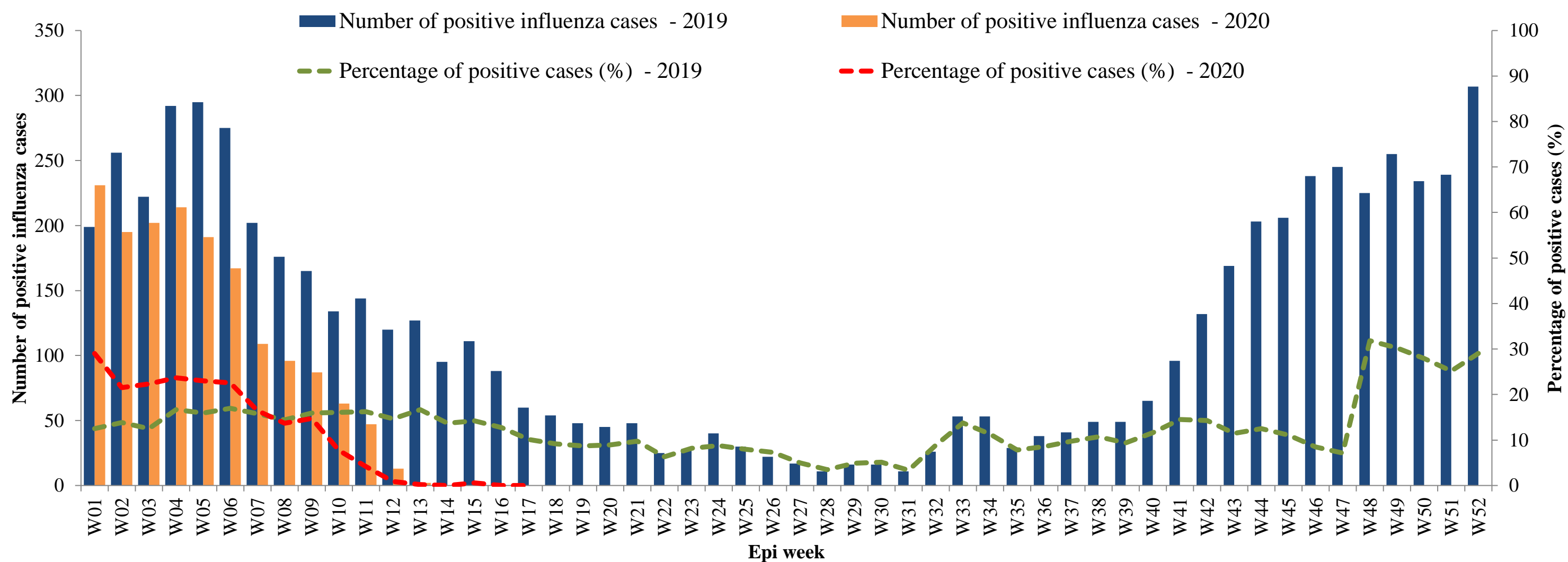


# Influenza situation in the Eastern Mediterranean Region

W17/2020 (from 19/04/2020 to 25/04/2020)

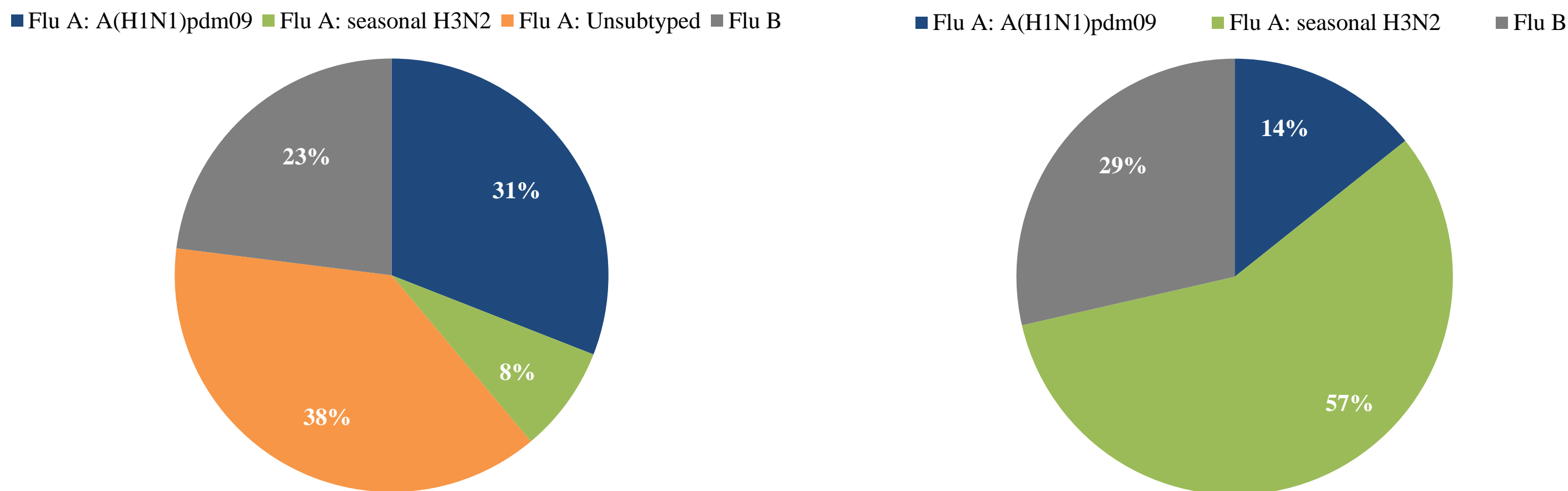
Source of data : **EMFLU Network** and **FLUMART**



**Figure 1. Number of positive influenza cases and influenza positivity rate per week, 2019-2020**

W33/2019 - W17/2020

Last 4 weeks



**Figure 2. Percentage of circulating virus type by positive influenza cases**

Virus type	W33/2019-W17/2020	Last 4 weeks
	Number (%)	Number (%)
Flu A: A(H1N1)pdm09	9167 (31)	3 (14)
Flu A: seasonal H3N2	2355 (8)	12 (57)
Flu A: Unsubtyped	11281 (38)	
Flu B	6815 (23)	6 (29)
<b>Total</b>	<b>29618</b>	<b>21</b>

**Table 1. Type and number of influenza viruses detected from W33/2019 to W17/2020 and during the last four weeks**

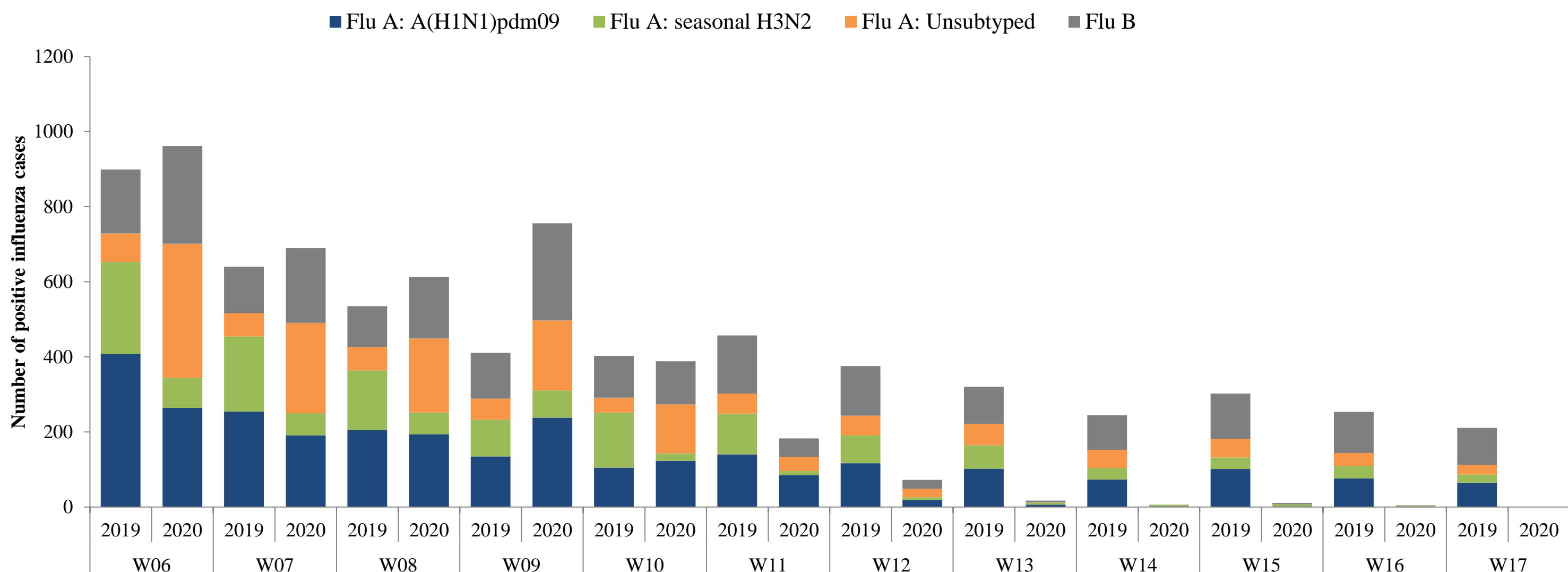


Figure 3. Comparison of respiratory pathogens detected from tested specimens by last 12 weeks

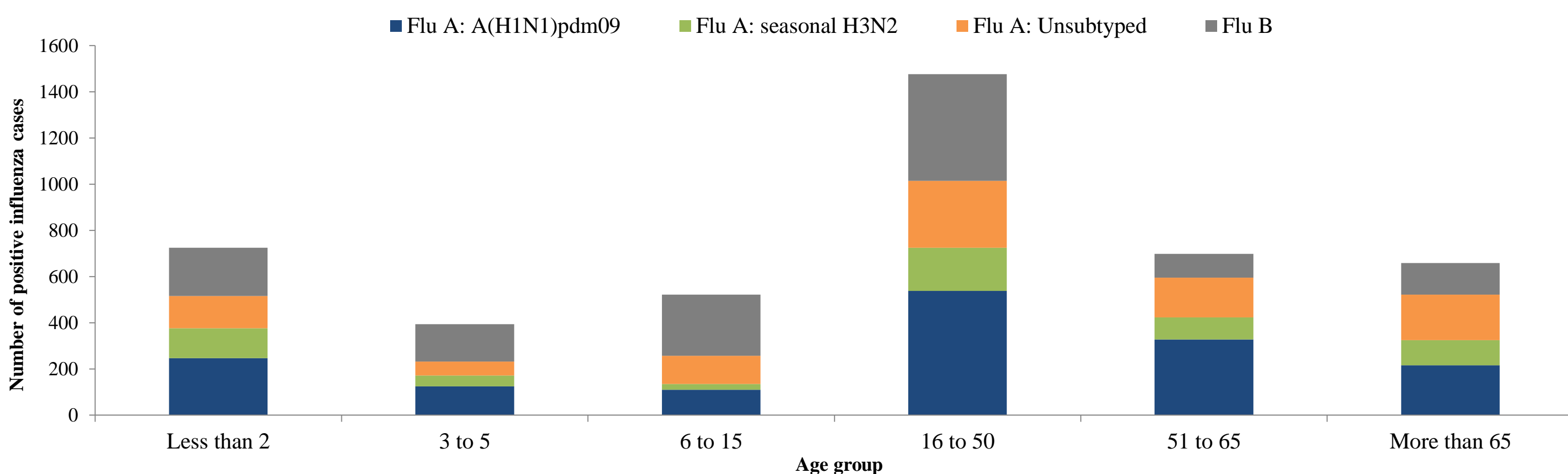


Figure. 4 Age group distribution of influenza cases by virus type in the Region from W33/2019 to W17/2020

Country	Number of enrolled cases	Tested cases number (%)	Influenza positive cases number (%)	Positive cases			
				Flu A			Flu B
				Flu A (H1N1)pdm09	Flu A (H3N2)	Flu A (Not-subtyped)	Number (%)
Afghanistan	1338	1122 (84)	121 (11)	38 (31)	61 (50)	(-)	22 (18)
Bahrain	249	235 (94)	46 (20)	14 (30)	8 (17)	10 (22)	14 (30)
Egypt	9238	9238 (100)	614 (7)	348 (57)	121 (20)	(-)	145 (24)
Iran (Islamic Republic of)	4334	4334 (100)	701 (16)	23 (3)	3 (0)	92 (13)	583 (83)
Iraq	16597	5391 (32)	304 (6)	101 (33)	44 (14)	(-)	159 (52)
Jordan	831	831 (100)	98 (12)	42 (43)	29 (30)	4 (4)	23 (23)
Kuwait	2332	1273 (55)	218 (17)	9 (4)	15 (7)	131 (60)	63 (29)
Lebanon	546	536 (98)	291 (54)	86 (30)	40 (14)	(-)	165 (57)
Morocco	764	764 (100)	187 (24)	35 (19)	121 (65)	(-)	31 (17)
occupied Palestinian territory	4317	4317 (100)	369 (9)	145 (39)	188 (51)	(-)	36 (10)
Oman	1983	1529 (77)	154 (10)	60 (39)	31 (20)	42 (27)	21 (14)
Pakistan	165	165 (100)	13 (8)	6 (46)	7 (54)	(-)	(-)
Qatar	14337	14338 (100)	3748 (26)	927 (25)	47 (1)	2115 (56)	659 (18)
Saudi Arabia	4778	1312 (27)	506 (39)	228 (45)	(-)	146 (29)	132 (26)
Sudan	93	18 (19)	(-)	(-)	(-)	(-)	(-)
Syrian Arab Republic	153	128 (84)	61 (48)	1 (2)	(-)	56 (92)	4 (7)
Tunisia	773	490 (63)	305 (62)	220 (72)	12 (4)	1 (0)	72 (24)
United Arab Emirates	1293	1291 (100)	183 (14)	84 (46)	27 (15)	(-)	72 (39)
Yemen	437	443 (101)	76 (17)	63 (83)	8 (11)	(-)	5 (7)
<b>Total</b>	<b>64558</b>	<b>47755 (74)</b>	<b>7995 (17)</b>	<b>2430 (30)</b>	<b>762 (10)</b>	<b>2597 (32)</b>	<b>2206 (28)</b>

Table 2. Reported cases by country during W01-W17/2020