

Influenza situation in the Eastern Mediterranean Region

W15/2020 (from 05/04/2020 to 11/04/2020)

Source of data : **EMFLU Network** and **FLUMART**

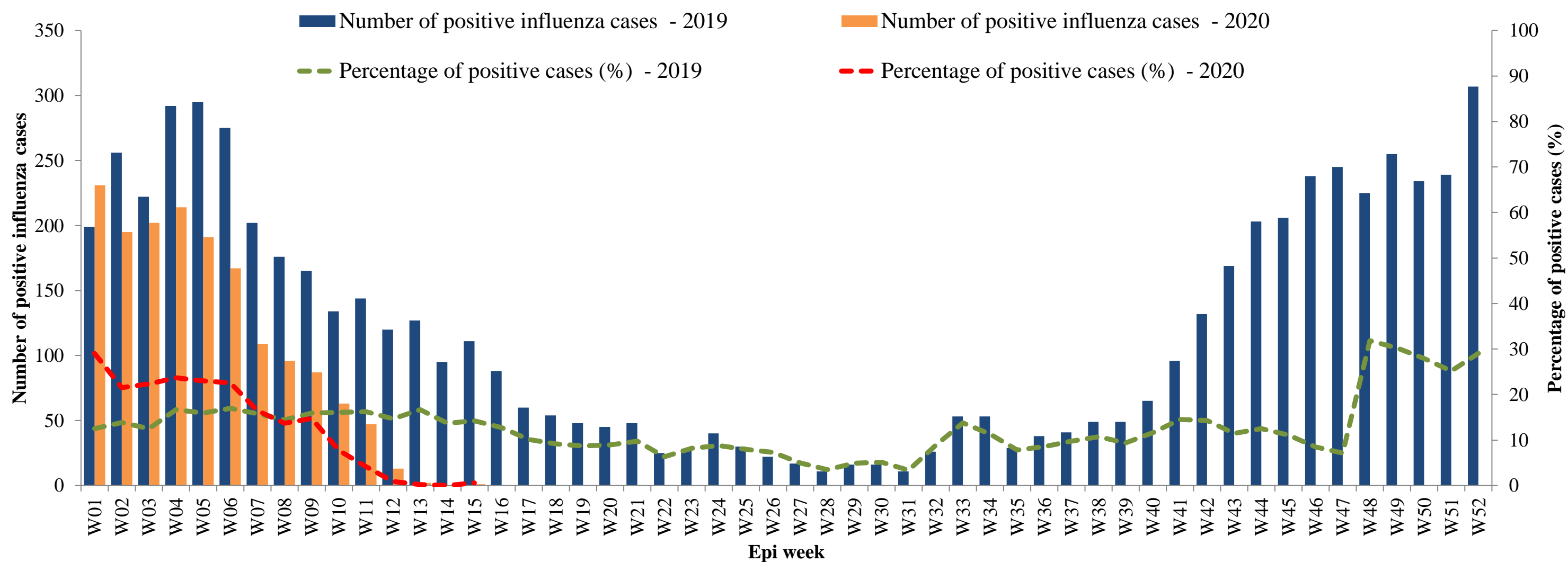


Figure 1. Number of positive influenza cases and influenza positivity rate per week, 2019-2020

W33/2019 - W15/2020

Last 4 weeks

■ Flu A: A(H1N1)pdm09 ■ Flu A: seasonal H3N2 ■ Flu A: Unsubtyped ■ Flu B

■ Flu A: A(H1N1)pdm09 ■ Flu A: seasonal H3N2
■ Flu A: Unsubtyped ■ Flu B

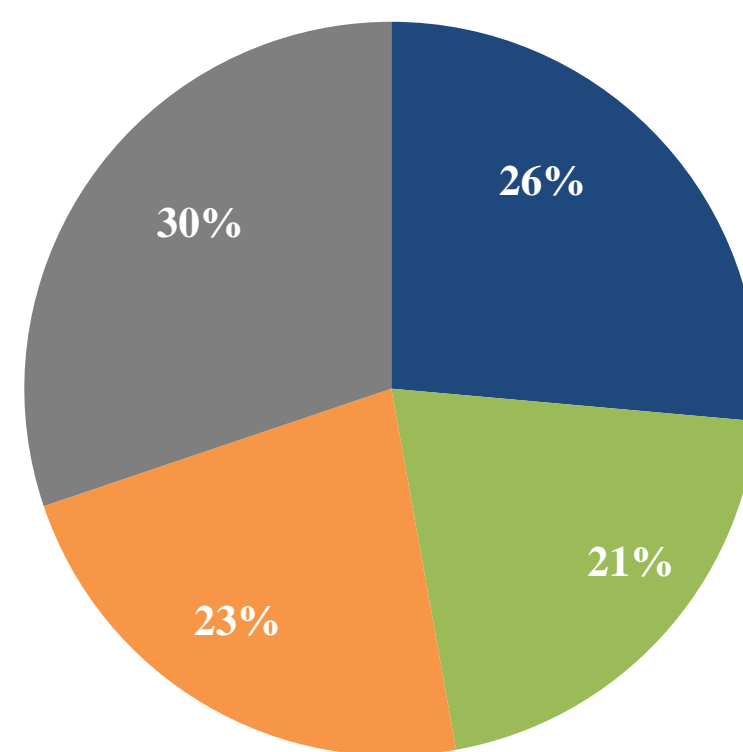
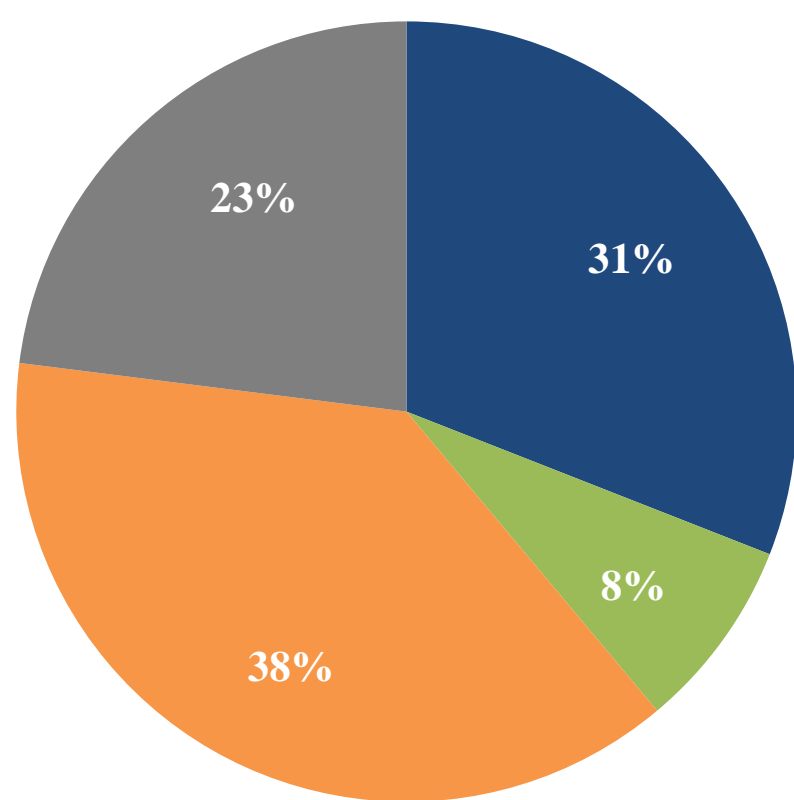


Figure 2. Percentage of circulating virus type by positive influenza cases

Virus type	W33/2019-W15/2020	Last 4 weeks
	Number (%)	Number (%)
Flu A: A(H1N1)pdm09	9167 (31)	28 (26)
Flu A: seasonal H3N2	2352 (8)	22 (21)
Flu A: Unsubtyped	11281 (38)	24 (23)
Flu B	6814 (23)	32 (30)
Total	29614	106

Table 1. Type and number of influenza viruses detected from W33/2019 to W15/2020 and during the last four weeks

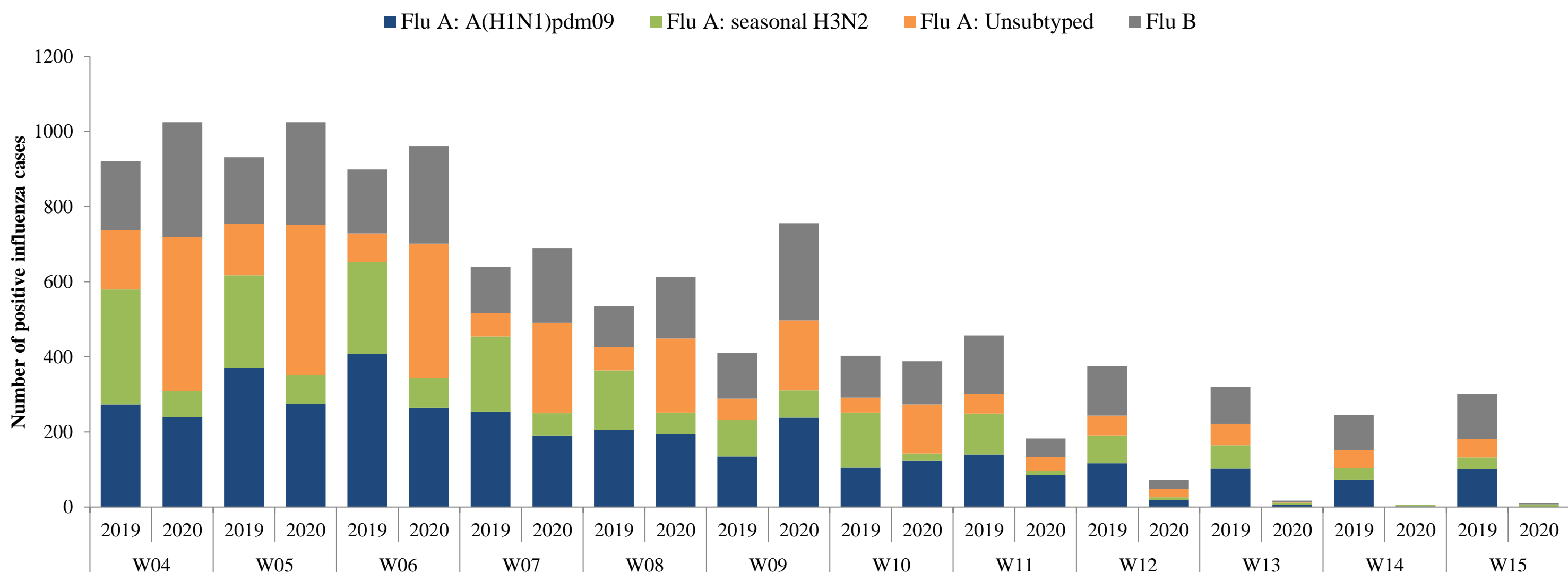


Figure 3. Comparison of respiratory pathogens detected from tested specimens by last 12 weeks

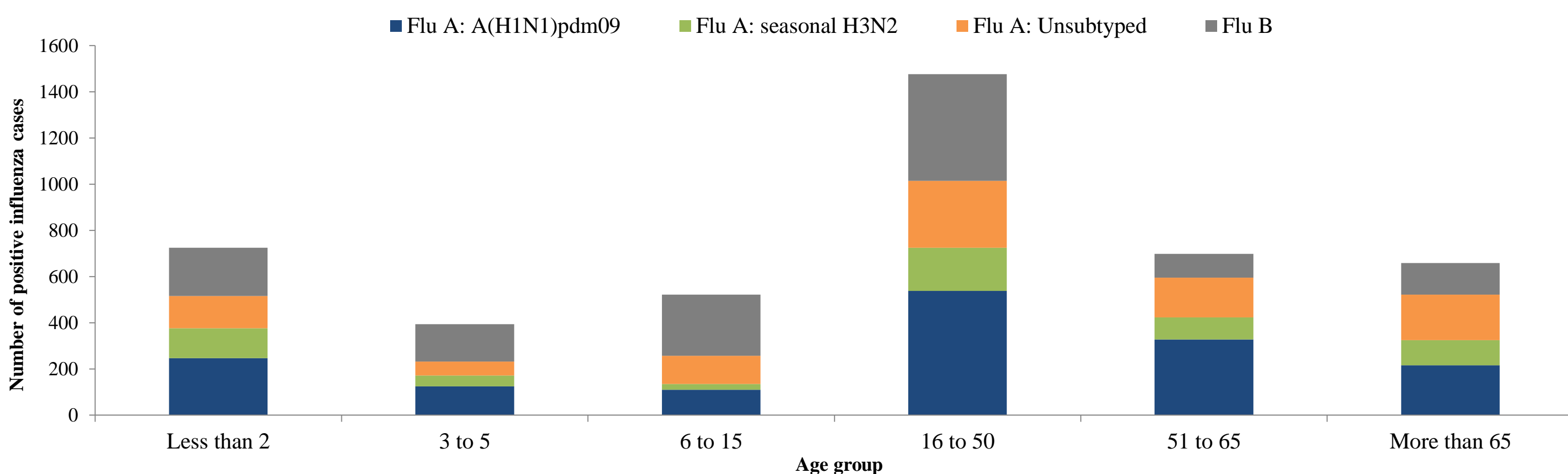


Figure. 4 Age group distribution of influenza cases by virus type in the Region from W33/2019 to W15/2020

Country	Number of enrolled cases	Tested cases number (%)	Influenza positive cases number (%)	Positive cases			
				Flu A			Flu B
				Flu A (H1N1)pdm09	Flu A (H3N2)	Flu A (Not-subtyped)	Number (%)
Afghanistan	1194	1122 (94)	121 (11)	38 (31)	61 (50)	(-)	22 (18)
Bahrain	244	235 (96)	46 (20)	14 (30)	8 (17)	10 (22)	14 (30)
Egypt	8832	8832 (100)	611 (7)	348 (57)	118 (19)	(-)	145 (24)
Iran (Islamic Republic of)	4333	4333 (100)	701 (16)	23 (3)	3 (0)	92 (13)	583 (83)
Iraq	9977	5391 (54)	304 (6)	101 (33)	44 (14)	(-)	159 (52)
Jordan	825	825 (100)	98 (12)	42 (43)	29 (30)	4 (4)	23 (23)
Kuwait	1863	1273 (68)	218 (17)	9 (4)	15 (7)	131 (60)	63 (29)
Lebanon	526	516 (98)	291 (56)	86 (30)	40 (14)	(-)	165 (57)
Morocco	764	764 (100)	187 (24)	35 (19)	121 (65)	(-)	31 (17)
occupied Palestinian territory	4309	4309 (100)	369 (9)	145 (39)	188 (51)	(-)	36 (10)
Oman	1840	1529 (83)	154 (10)	60 (39)	31 (20)	42 (27)	21 (14)
Pakistan	165	165 (100)	13 (8)	6 (46)	7 (54)	(-)	(-)
Qatar	14072	14073 (100)	3748 (27)	927 (25)	47 (1)	2115 (56)	659 (18)
Saudi Arabia	4707	1298 (28)	506 (39)	228 (45)	(-)	146 (29)	132 (26)
Sudan	93	18 (19)	(-)	(-)	(-)	(-)	(-)
Syrian Arab Republic	153	128 (84)	61 (48)	1 (2)	(-)	56 (92)	4 (7)
Tunisia	773	490 (63)	305 (62)	220 (72)	12 (4)	1 (0)	72 (24)
United Arab Emirates	1293	1291 (100)	183 (14)	84 (46)	27 (15)	(-)	72 (39)
Yemen	393	403 (103)	75 (19)	63 (84)	8 (11)	(-)	4 (5)
Total	56356	46995 (83)	7991 (17)	2430 (30)	759 (9)	2597 (32)	2205 (28)

Table 2. Reported cases by country during W01-W15/2020

© World Health Organization 2020.

Some rights reserved. This work is available under the Creative Commons Attribution-Non Commercial-Share Alike 3.0 IGO license (CC BY-NC-SA 3.0 IGO; <https://creativecommons.org/licenses/by-nc-sa/3.0/igo>).