

Influenza situation in the Eastern Mediterranean Region

W14/2020 (from 29/03/2020 to 04/04/2020)

Source of data : **EMFLU Network** and **FLUMART**

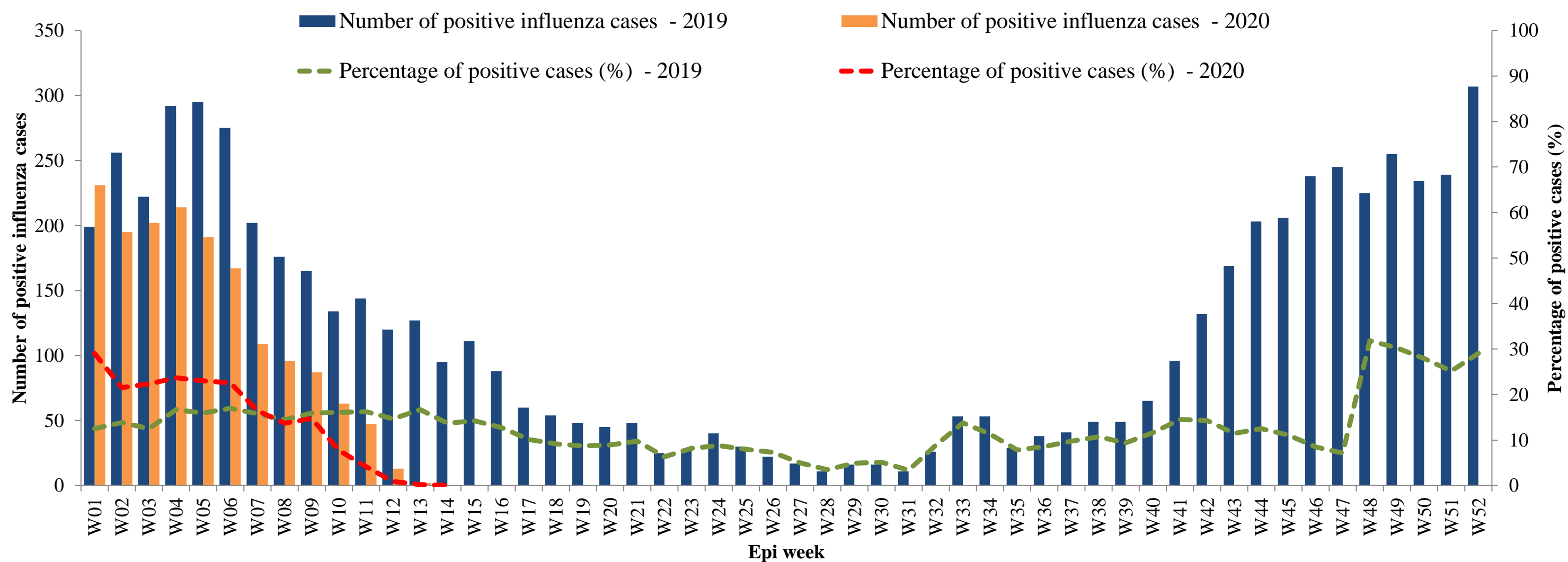


Figure 1. Number of positive influenza cases and influenza positivity rate per week, 2019-2020

W33/2019 - W14/2020

Last 4 weeks

■ Flu A: A(H1N1)pdm09 ■ Flu A: seasonal H3N2 ■ Flu A: Unsubtyped ■ Flu B

■ Flu A: A(H1N1)pdm09 ■ Flu A: seasonal H3N2
■ Flu A: Unsubtyped ■ Flu B

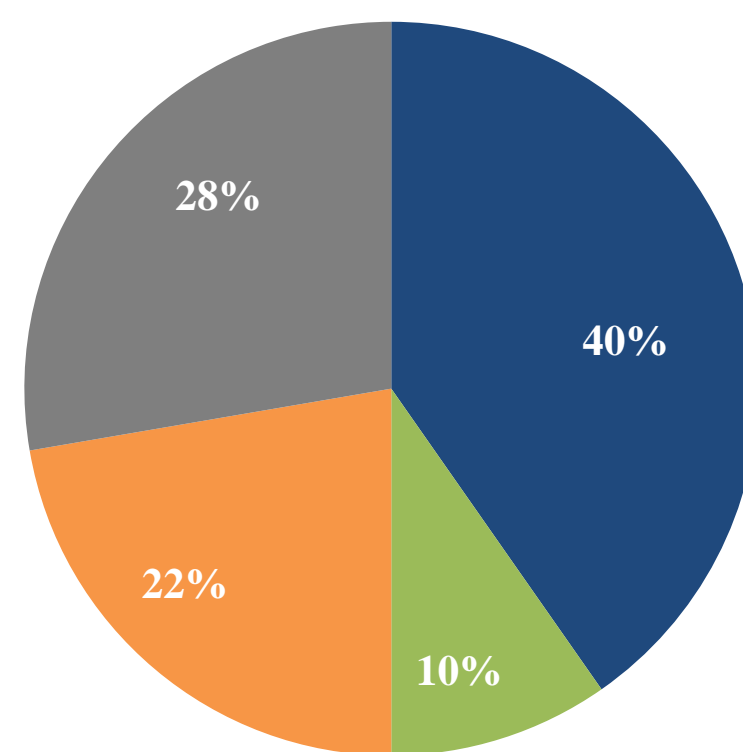
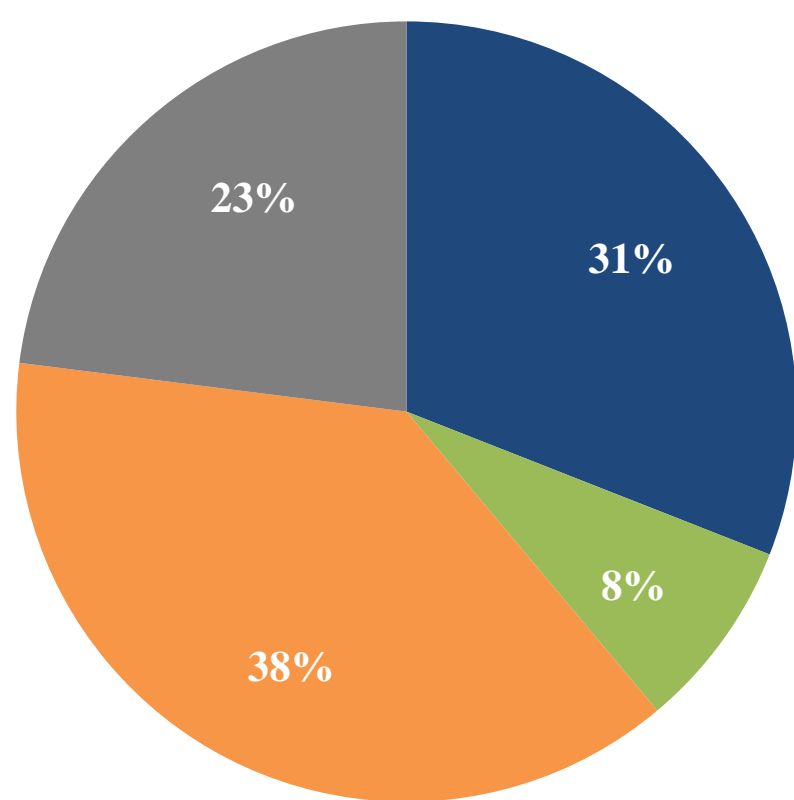


Figure 2. Percentage of circulating virus type by positive influenza cases

Virus type	W33/2019-W14/2020	Last 4 weeks
	Number (%)	Number (%)
Flu A: A(H1N1)pdm09	9166 (31)	112 (40)
Flu A: seasonal H3N2	2346 (8)	27 (10)
Flu A: Unsubtyped	11281 (38)	62 (22)
Flu B	6810 (23)	77 (28)
Total	29603	278

Table 1. Type and number of influenza viruses detected from W33/2019 to W14/2020 and during the last four weeks

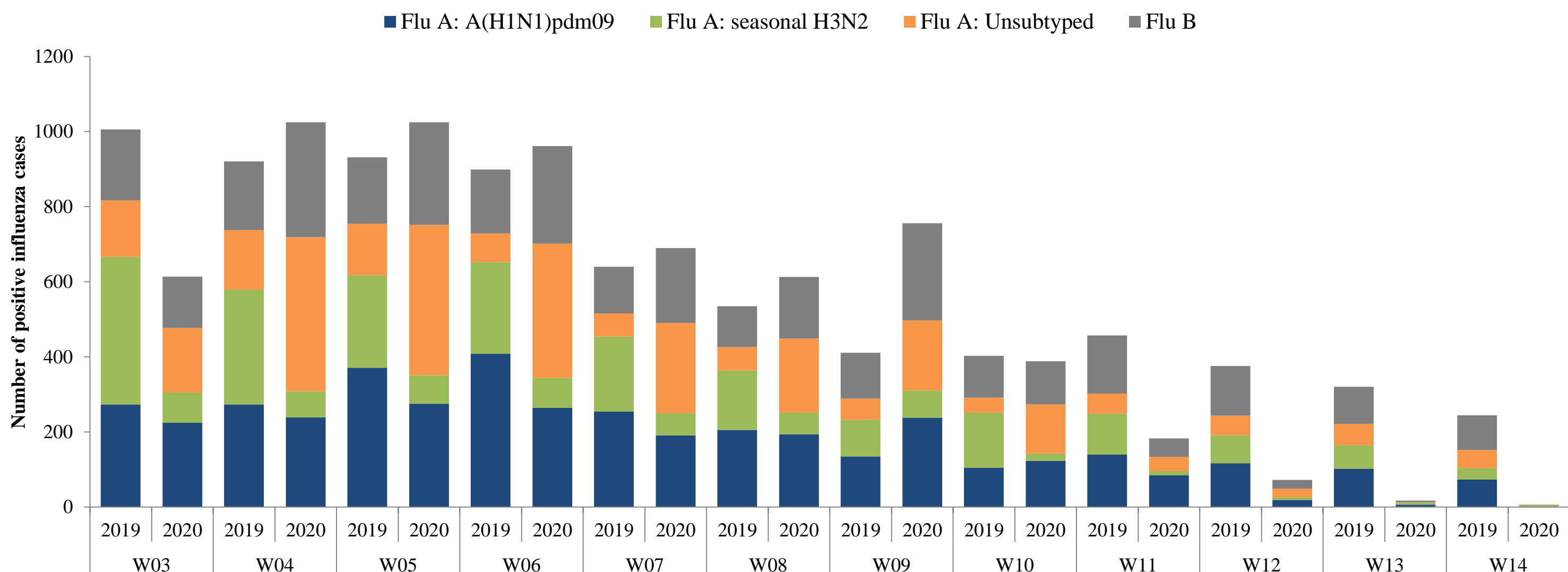


Figure 3. Comparison of respiratory pathogens detected from tested specimens by last 12 weeks

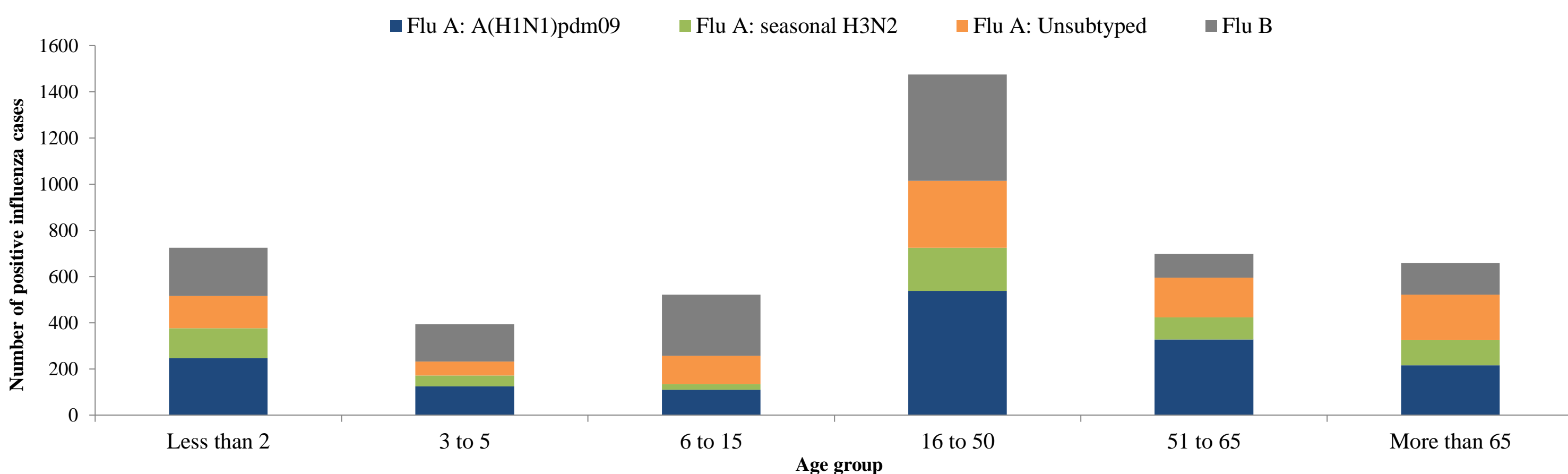


Figure. 4 Age group distribution of influenza cases by virus type in the Region from W33/2019 to W14/2020

Country	Number of enrolled cases	Tested cases number (%)	Influenza positive cases number (%)	Positive cases			
				Flu A			Flu B
				Flu A (H1N1)pdm09	Flu A (H3N2)	Flu A (Not-subtyped)	Number (%)
Afghanistan	1122	1122 (100)	121 (11)	38 (31)	61 (50)	(-)	22 (18)
Bahrain	244	235 (96)	46 (20)	14 (30)	8 (17)	10 (22)	14 (30)
Egypt	8522	8522 (100)	610 (7)	348 (57)	117 (19)	(-)	145 (24)
Iran (Islamic Republic of)	4333	4333 (100)	701 (16)	23 (3)	3 (0)	92 (13)	583 (83)
Iraq	7214	5391 (75)	304 (6)	101 (33)	44 (14)	(-)	159 (52)
Jordan	824	824 (100)	98 (12)	42 (43)	29 (30)	4 (4)	23 (23)
Kuwait	1603	1273 (79)	218 (17)	9 (4)	15 (7)	131 (60)	63 (29)
Lebanon	511	501 (98)	285 (57)	85 (30)	35 (12)	(-)	165 (58)
Morocco	764	764 (100)	187 (24)	35 (19)	121 (65)	(-)	31 (17)
occupied Palestinian territory	4309	4309 (100)	369 (9)	145 (39)	188 (51)	(-)	36 (10)
Oman	1716	1499 (87)	154 (10)	60 (39)	31 (20)	42 (27)	21 (14)
Pakistan	165	165 (100)	13 (8)	6 (46)	7 (54)	(-)	(-)
Qatar	13827	13828 (100)	3747 (27)	927 (25)	47 (1)	2115 (56)	658 (18)
Saudi Arabia	4626	1292 (28)	506 (39)	228 (45)	(-)	146 (29)	132 (26)
Sudan	93	18 (19)	(-)	(-)	(-)	(-)	(-)
Syrian Arab Republic	153	128 (84)	61 (48)	1 (2)	(-)	56 (92)	4 (7)
Tunisia	773	490 (63)	305 (62)	220 (72)	12 (4)	1 (0)	72 (24)
United Arab Emirates	1293	1291 (100)	183 (14)	84 (46)	27 (15)	(-)	72 (39)
Yemen	363	373 (103)	72 (19)	63 (88)	8 (11)	(-)	1 (1)
Total	52455	46358 (88)	7980 (17)	2429 (30)	753 (9)	2597 (33)	2201 (28)

Table 2. Reported cases by country during W01-W14/2020

© World Health Organization 2020.

Some rights reserved. This work is available under the Creative Commons Attribution-Non Commercial-Share Alike 3.0 IGO license (CC BY-NC-SA 3.0 IGO; <https://creativecommons.org/licenses/by-nc-sa/3.0/igo>).