

Influenza situation in the Eastern Mediterranean Region

W12/2020 (from 15/03/2020 to 21/03/2020)

Source of data : **EMFLU Network** and **FLUMART**

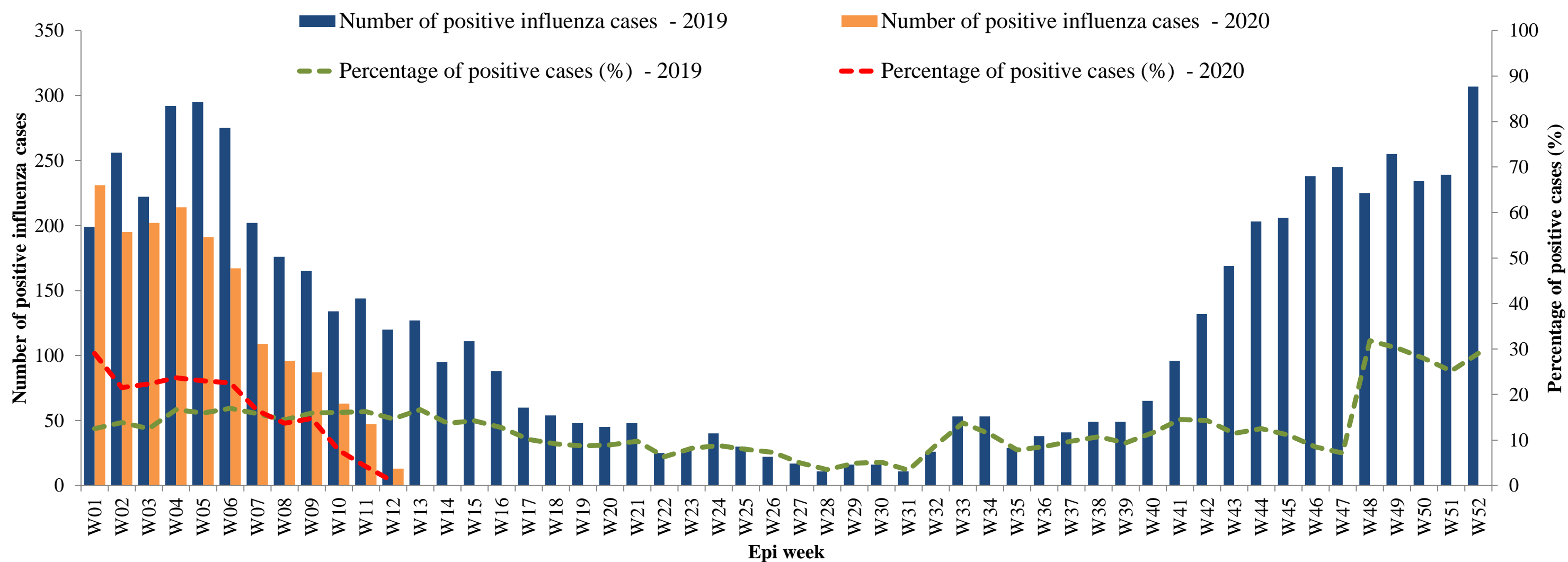


Figure 1. Number of positive influenza cases and influenza positivity rate per week, 2019-2020

W33/2019 - W12/2020

Last 4 weeks

■ Flu A: A(H1N1)pdm09 ■ Flu A: seasonal H3N2 ■ Flu A: Unsubtyped ■ Flu B

■ Flu A: A(H1N1)pdm09 ■ Flu A: seasonal H3N2
■ Flu A: Unsubtyped ■ Flu B

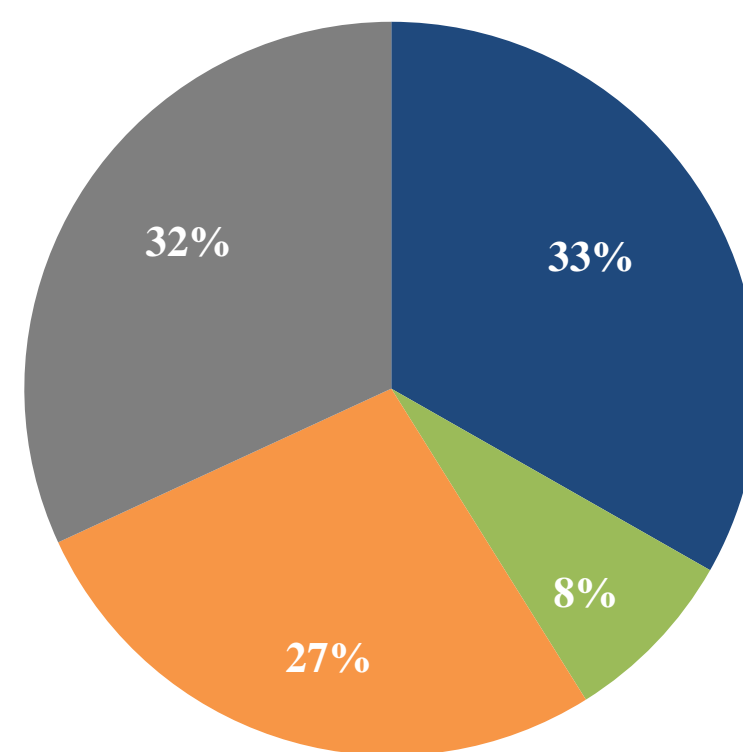
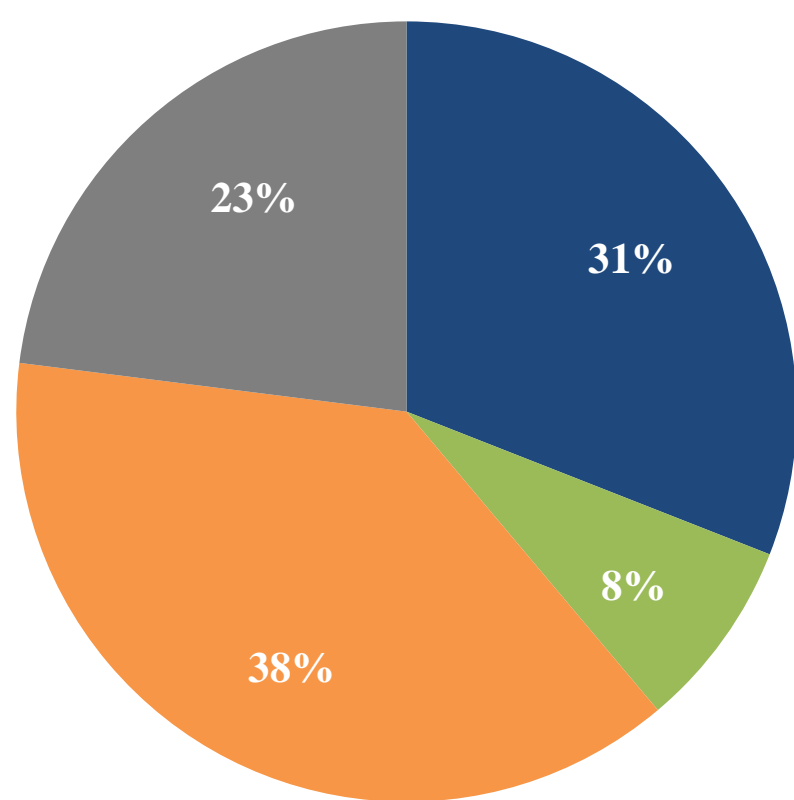


Figure 2. Percentage of circulating virus type by positive influenza cases

Virus type	W33/2019-W12/2020	Last 4 weeks
	Number (%)	Number (%)
Flu A: A(H1N1)pdm09	9158 (31)	465 (33)
Flu A: seasonal H3N2	2337 (8)	110 (8)
Flu A: Unsubtyped	11280 (38)	378 (27)
Flu B	6805 (23)	446 (32)
Total	29580	1399

Table 1. Type and number of influenza viruses detected from W33/2019 to W12/2020 and during the last four weeks

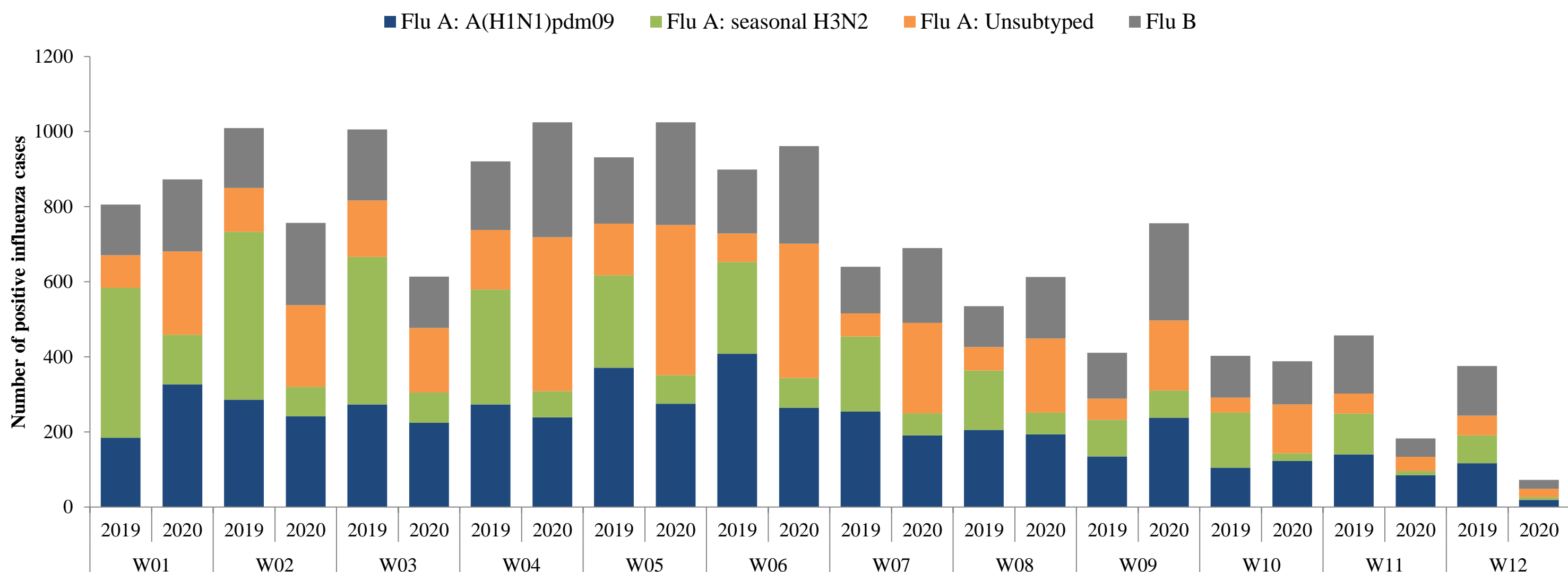


Figure 3. Comparison of respiratory pathogens detected from tested specimens by last 12 weeks

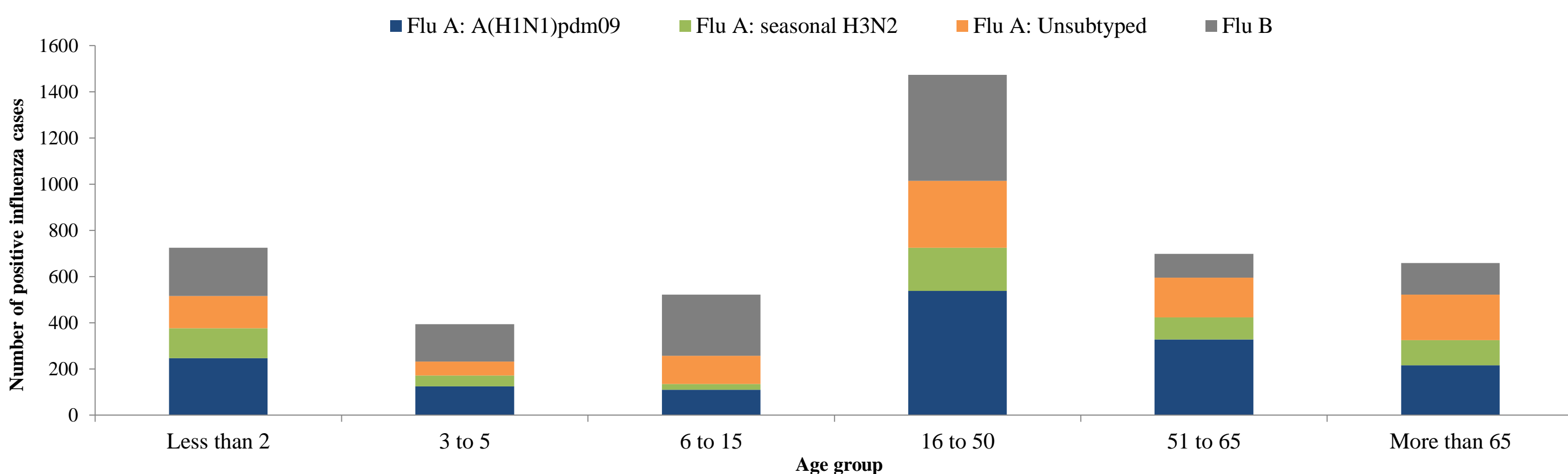


Figure. 4 Age group distribution of influenza cases by virus type in the Region from W33/2019 to W12/2020

Country	Number of enrolled cases	Tested cases number (%)	Influenza positive cases number (%)	Positive cases			
				Flu A			Flu B
				Flu A (H1N1)pdm09	Flu A (H3N2)	Flu A (Not-subtyped)	Number (%)
Afghanistan	1026	1026 (100)	121 (12)	38 (31)	61 (50)	(-)	22 (18)
Bahrain	242	234 (97)	46 (20)	14 (30)	8 (17)	10 (22)	14 (30)
Egypt	7745	7745 (100)	604 (8)	347 (57)	112 (19)	(-)	145 (24)
Iran (Islamic Republic of)	4320	4320 (100)	700 (16)	22 (3)	3 (0)	92 (13)	583 (83)
Iraq	3522	3522 (100)	304 (9)	101 (33)	44 (14)	(-)	159 (52)
Jordan	809	809 (100)	98 (12)	42 (43)	29 (30)	4 (4)	23 (23)
Kuwait	1298	1271 (98)	218 (17)	9 (4)	15 (7)	131 (60)	63 (29)
Lebanon	489	479 (98)	282 (59)	84 (30)	33 (12)	(-)	165 (59)
Morocco	764	764 (100)	187 (24)	35 (19)	121 (65)	(-)	31 (17)
occupied Palestinian territory	3351	3351 (100)	369 (11)	145 (39)	188 (51)	(-)	36 (10)
Oman	1462	1345 (92)	152 (11)	60 (39)	31 (20)	41 (27)	20 (13)
Pakistan	165	165 (100)	13 (8)	6 (46)	7 (54)	(-)	(-)
Qatar	13670	13671 (100)	3743 (27)	924 (25)	47 (1)	2115 (57)	657 (18)
Saudi Arabia	4244	1244 (29)	504 (41)	228 (45)	(-)	146 (29)	130 (26)
Sudan	92	18 (20)	(-)	(-)	(-)	(-)	(-)
Syrian Arab Republic	153	128 (84)	61 (48)	1 (2)	(-)	56 (92)	4 (7)
Tunisia	773	490 (63)	305 (62)	220 (72)	12 (4)	1 (0)	72 (24)
United Arab Emirates	1241	1239 (100)	180 (15)	83 (46)	26 (14)	(-)	71 (39)
Yemen	302	312 (103)	70 (22)	62 (89)	7 (10)	(-)	1 (1)
Total	45668	42133 (92)	7957 (19)	2421 (30)	744 (9)	2596 (33)	2196 (28)

Table 2. Reported cases by country during W01-W12/2020

© World Health Organization 2020.

Some rights reserved. This work is available under the Creative Commons Attribution-Non Commercial-Share Alike 3.0 IGO license (CC BY-NC-SA 3.0 IGO; <https://creativecommons.org/licenses/by-nc-sa/3.0/igo>).