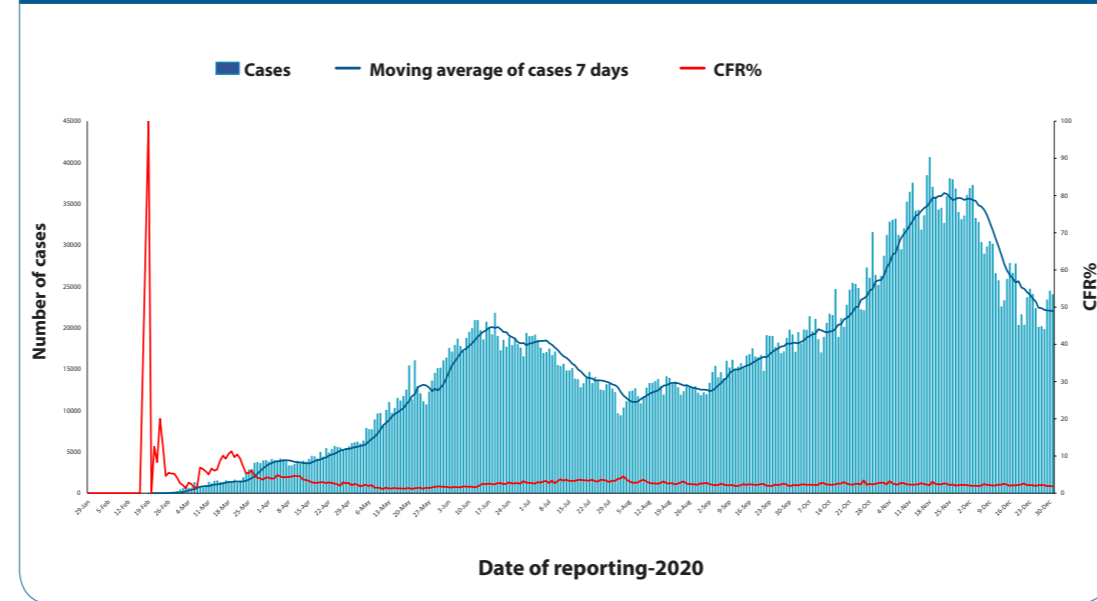


### Highlights

- WHO issues its first emergency use validation for a COVID-19 vaccine making the Pfizer/BioNTech vaccine the first to receive emergency validation from WHO since the outbreak began a year ago.
- In December 2020, a total of 823 019 COVID-19 cases and 17 693 related deaths (CFR 2.2%) were reported from 22 countries of the EM region.
- In the region, 12 of the 22 countries reported increase in COVID-19 cases and deaths in the last one months.
- Since the beginning of the pandemic, a total of 4 941 451 confirmed COVID-19 cases including 121 488 related deaths (CFR: 2.5%) were reported from 22 countries. There was a 20% decrease in reported cases as compared to the previous month (1 023 075).
- Cumulatively, a total of 8 384 health workers infections were recorded through EMFLU, and only five countries reported the HCW data including Egypt (6 880), Lebanon (778), Kuwait (723), Jordan (1) and Sudan (1).
- During the December 2020 a total of 17 693 deaths have been reported from the region and Islamic Republic of Iran reported the highest number of deaths (6 977) followed by Pakistan (2 085) and Morocco (1 542). The overall Case Fatality Ratio in the region is 2.5%.

### Daily COVID-19 cases and CFR% in EMR January to December 2020

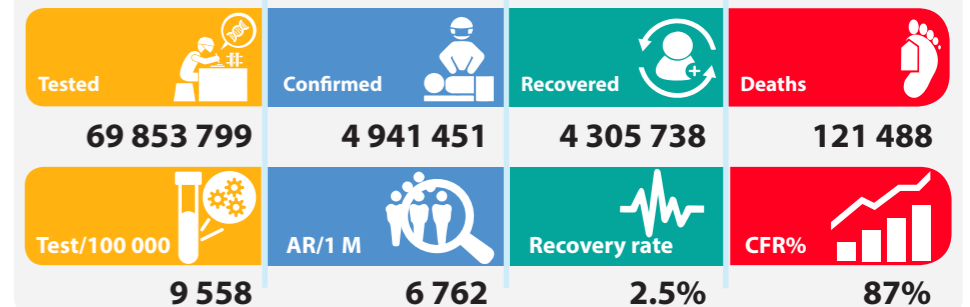


### Key figures

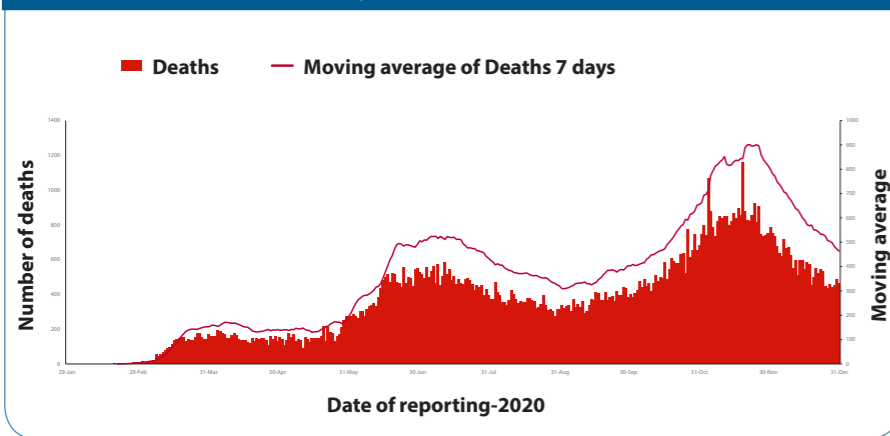
#### Last 4 weeks December 2020



#### Cumulative figures January to December 2020



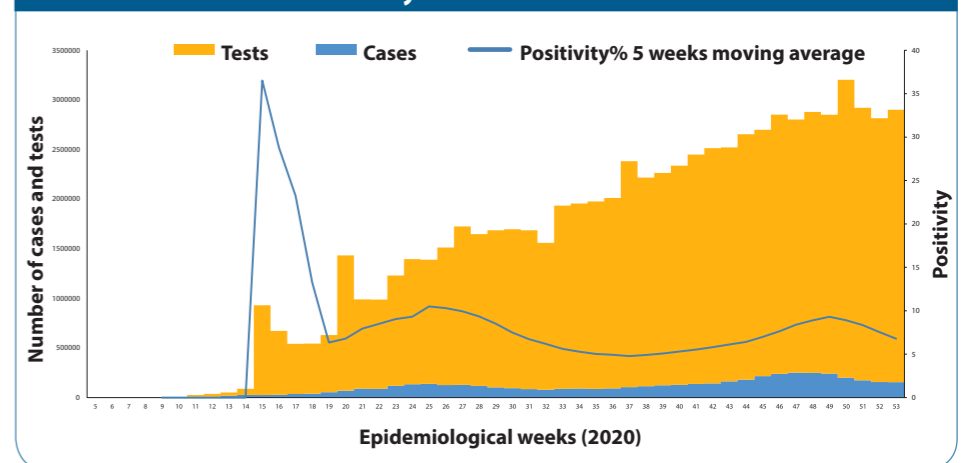
### Daily deaths in EMR 29 January to 31 December 2020



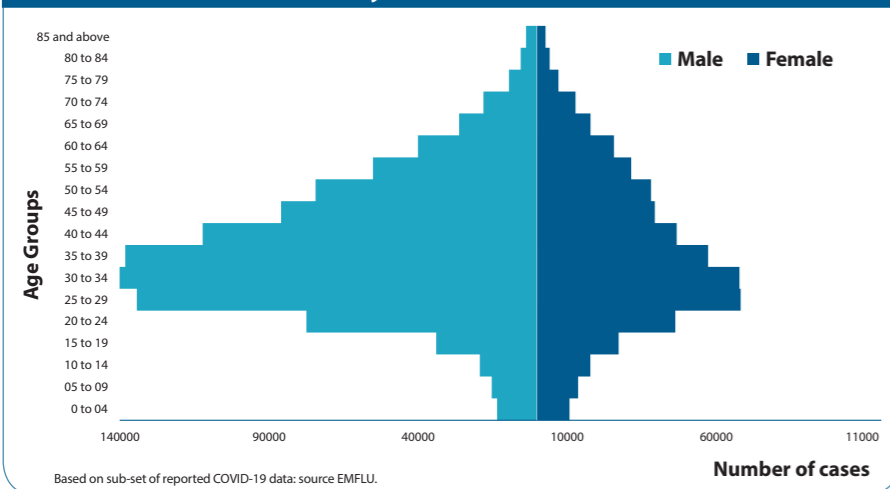
### COVID-19 update by EMR countries January to December 2020

Countries	December		Cumulative figures			Trend*
	New cases	New deaths	Cases	Deaths	CFR%	
Afghanistan	5869	416	52586	2211	4.2	↑
Bahrain	5719	11	92675	352	0.4	↑
Djibouti	152	0	5831	61	1	↑
Egypt	22151	981	138062	7631	5.5	↑
Islamic Republic of Iran	263073	6977	1225143	55223	4.5	↓
Iraq	42742	555	595291	12813	2.2	↓
Jordan	75064	1083	294494	3834	1.3	↓
Kuwait	7949	54	150584	934	1	↓
Lebanon	53600	437	181503	1455	0.8	↑
Libya	17327	291	100744	1487	1	↓
Morocco	82857	1542	439193	7388	1.7	↓
occupied Palestinian territory	56515	707	155365	1529	1.0	↑
Oman	5168	76	128867	1499	1.2	↓
Pakistan	81696	2085	482178	10176	2.1	↑
Qatar	5001	8	143834	245	0.2	↓
Saudi Arabia	5381	327	362741	6223	1.7	↓
Somalia	263	17	4714	130	3	↓
Sudan	7476	311	25730	1576	6.1	↑
Syrian Arab Republic	3547	294	11434	711	6.2	↑
Tunisia	42485	1419	140557	4730	3.4	↑
United Arab Emirates	38962	97	207822	669	0.3	↑
Yemen	22	5	2103	611	29.1	↑
<b>Total</b>	<b>823019</b>	<b>17693</b>	<b>4941451</b>	<b>121488</b>	<b>2.5</b>	<b>↓</b>

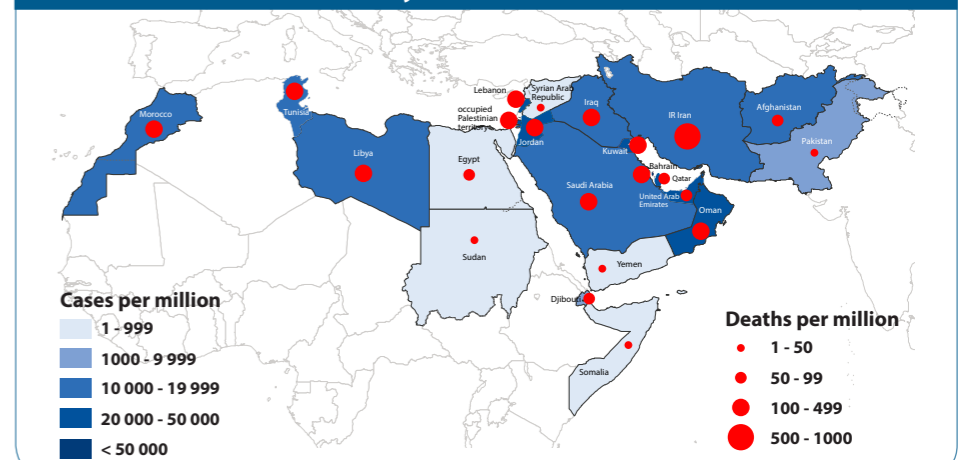
### COVID-19 tests and positivity rate in EMR January to December 2020



### COVID-19 Cases by age and gender in EMR January to December 2020



### COVID-19 Cases and Death per million by EMR countries January to December 2020



\*trend refers to % changes in the cases compared to previous month