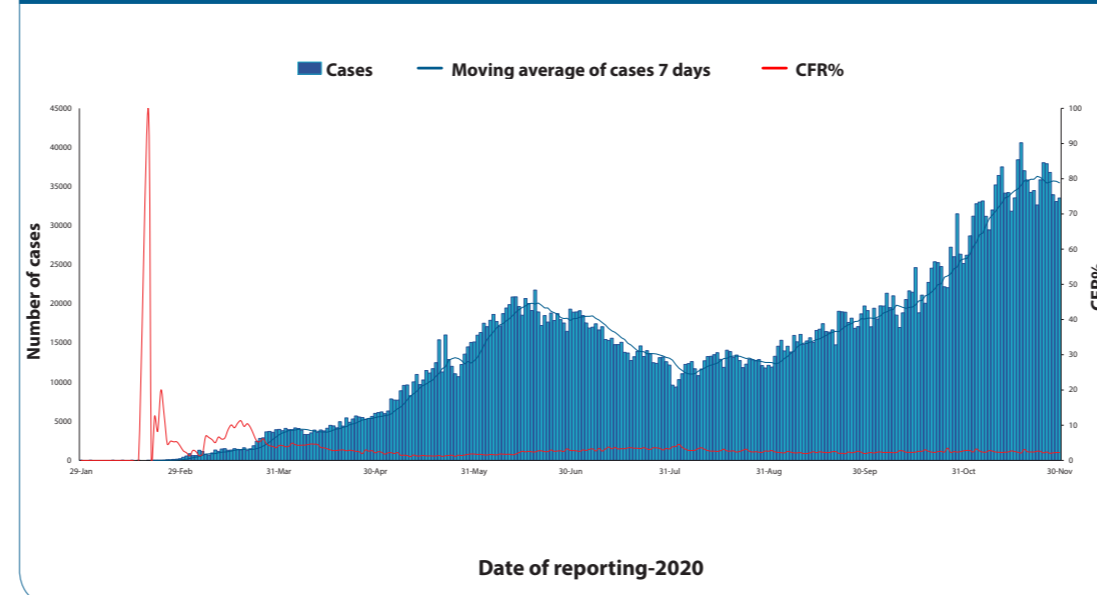




### Highlights

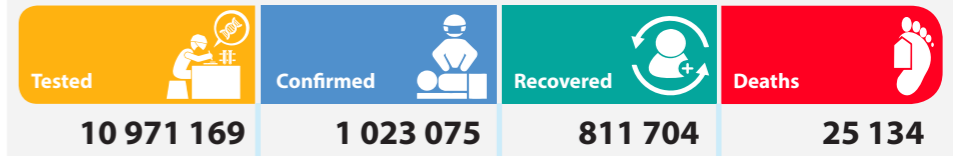
- In November, more than 60% of all cases were reported from 3 countries – Islamic Republic of Iran, Jordan and Morocco – several other countries continue to see an increase in cases, including Lebanon and Pakistan. Countries that reported the largest increase in deaths included Jordan, Tunisia and Lebanon.
- In November 2020, a total of 1 023 075 COVID-19 cases and 25 134 related deaths (CFR 2.4%) were reported from 22 countries of the EM region.
- From 29 January 2020 to 30 November 2020, a total of 4 118 432 confirmed COVID-19 cases including 103 795 related deaths (CFR: 2.5%) were reported from 22 countries. There was a 50% increase in reported cases as compared to the previous month (681 219).
- In the region, 11 of the 22 countries reported increase in COVID-19 cases and deaths in the last one months.
- Since the beginning of the pandemic, a total of 103 795 deaths have been reported from the region and Islamic Republic of Iran reported the highest number of deaths (48 246) followed by Iraq (12 258) and Pakistan (8 091). The overall Case Fatality Ratio in the region is 2.5%.
- The overall number of COVID-19 tests performed till the reporting month was 57 565 995 and 7.2% were positive. Overall, a 5% increase was observed in the reported tests performed during November.

### Daily COVID-19 cases and CFR% in EMR January to November 2020

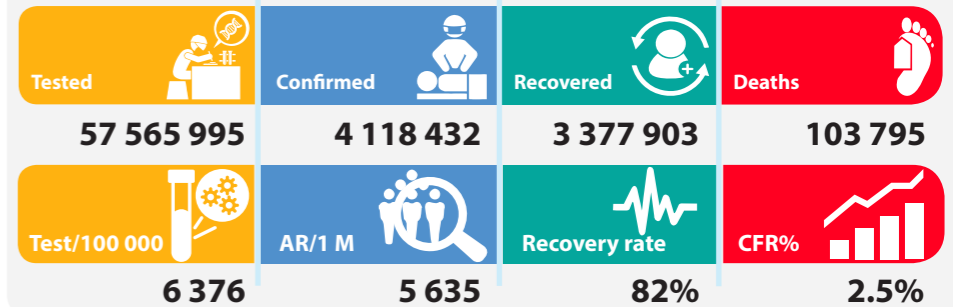


### Key figures

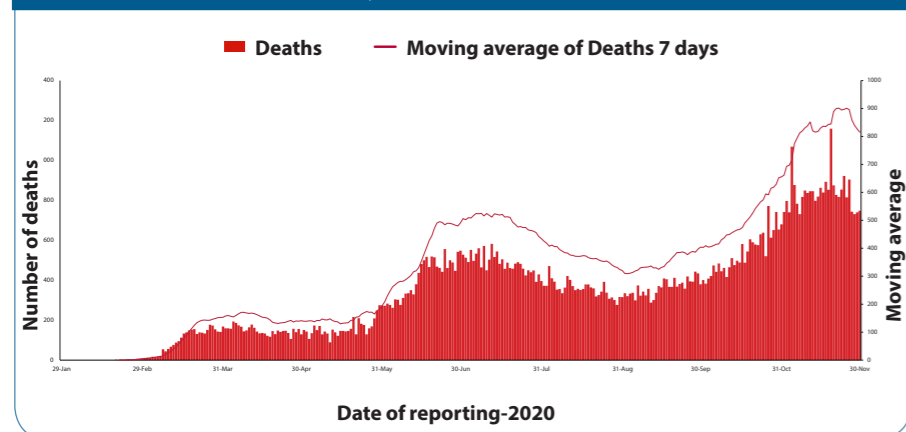
#### Last 4 weeks key figures, November 2020



#### Cumulative key figures, January to November 2020



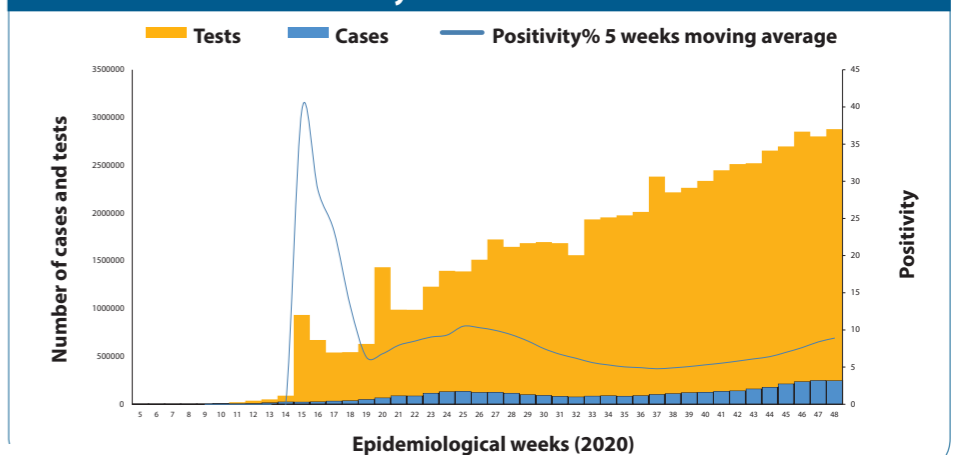
### Daily deaths in EMR 29 January to 31 November 2020



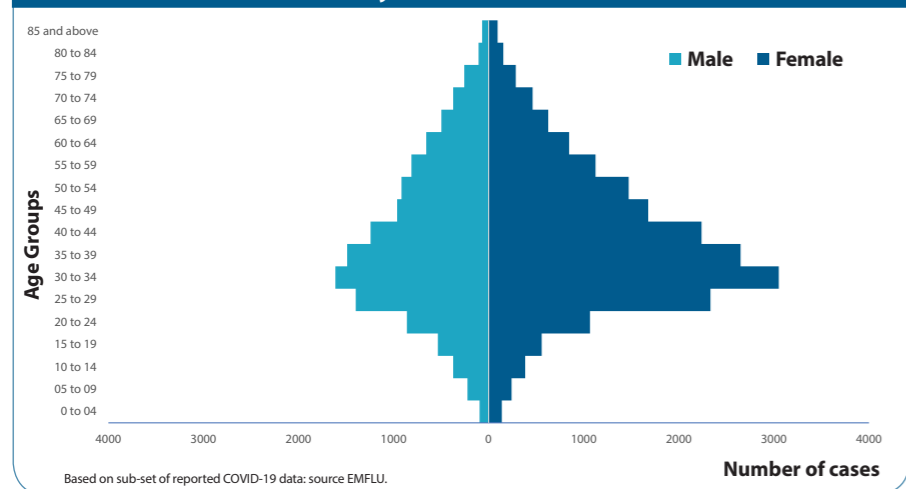
### COVID-19 update by EMR countries January to November 2020

Countries	November		Cumulative figures			Trend*
	New cases	New deaths	Cases	Deaths	CFR%	
Afghanistan	5216	259	46717	1795	3.8	↑
Bahrain	5311	20	86956	341	0.4	↓
Djibouti	118	0	5679	61	1	↓
Egypt	8356	384	115911	6650	5.7	↑
Islamic Republic of Iran	349298	13382	962070	48246	5.0	↑
Iraq	79919	1348	552549	12258	2.2	↓
Jordan	146823	1922	219430	2751	1.3	↑
Kuwait	16709	101	142635	880	1	↓
Lebanon	46675	381	127903	1018	0.8	↑
Libya	21372	325	83417	1196	1	↓
Morocco	137252	2151	356336	5846	1.6	↑
occupied Palestinian territory	33588	267	98850	822	0.8	↑
Oman	9265	215	123699	1423	1.2	↓
Pakistan	66512	1268	400482	8091	2.0	↑
Qatar	6277	5	138833	237	0.2	↓
Saudi Arabia	10078	494	357360	5896	1.6	↓
Somalia	510	9	4451	113	3	↑
Sudan	4435	428	18254	1265	6.9	↑
Syrian Arab Republic	2159	129	7887	417	5.3	↑
Tunisia	36957	1963	98072	3311	3.4	↓
United Arab Emirates	36231	77	168860	572	0.3	↓
Yemen	14	6	2081	606	29.1	↓
<b>Total</b>	<b>1023075</b>	<b>25134</b>	<b>4118432</b>	<b>103795</b>	<b>2.5</b>	<b>↑</b>

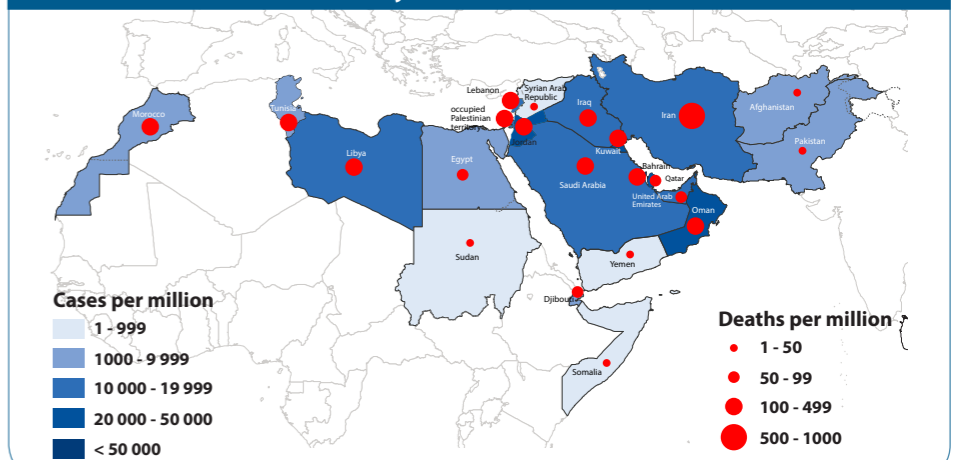
### COVID-19 tests and positivity rate in EMR January to November 2020



### COVID-19 Cases by age and gender in EMR January to November 2020



### COVID-19 Cases and Death per million by EMR countries January to November 2020



\*trend refers to % changes in the cases compared to previous month