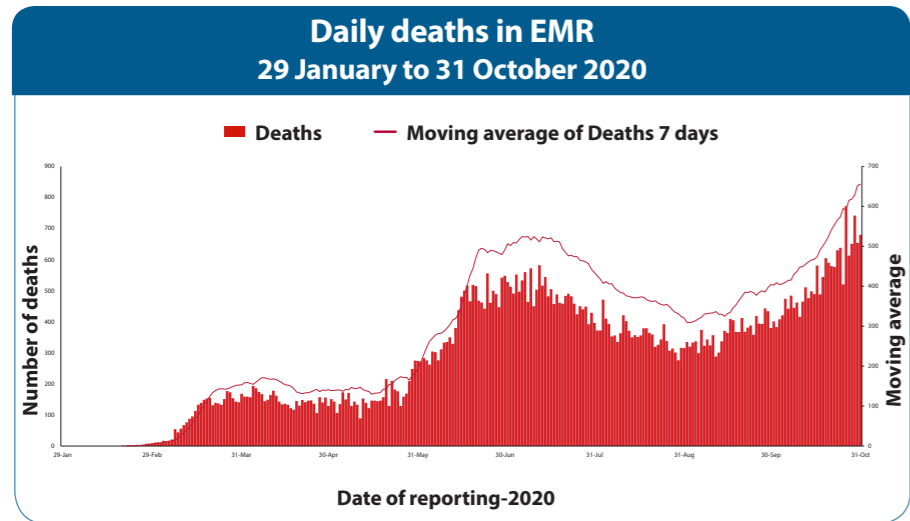

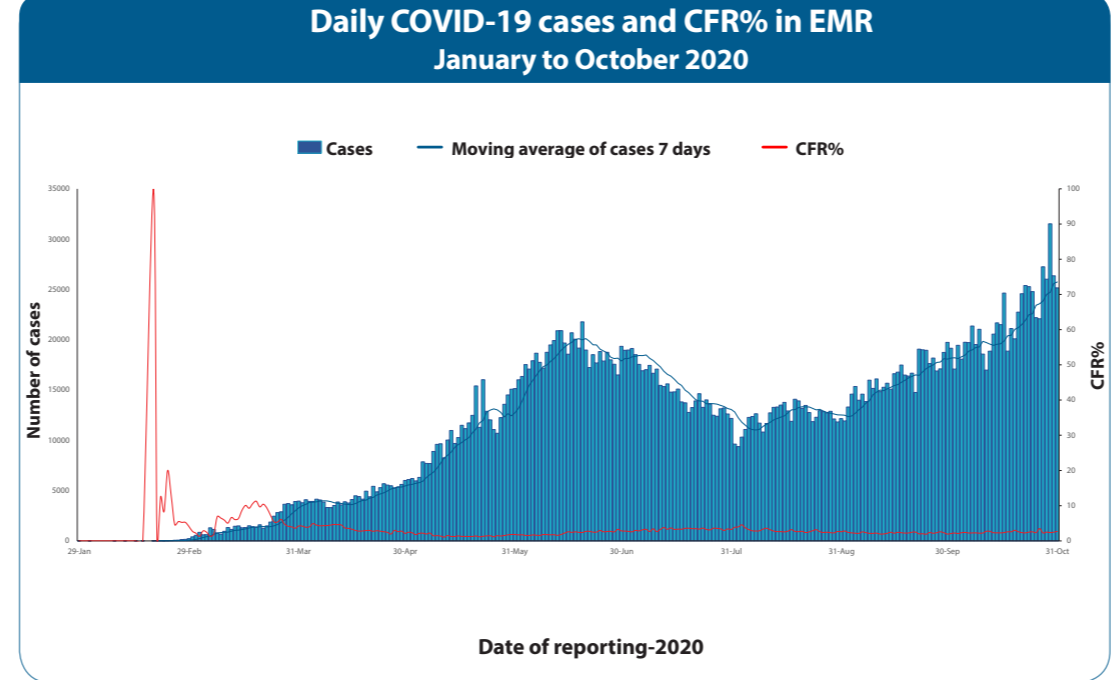




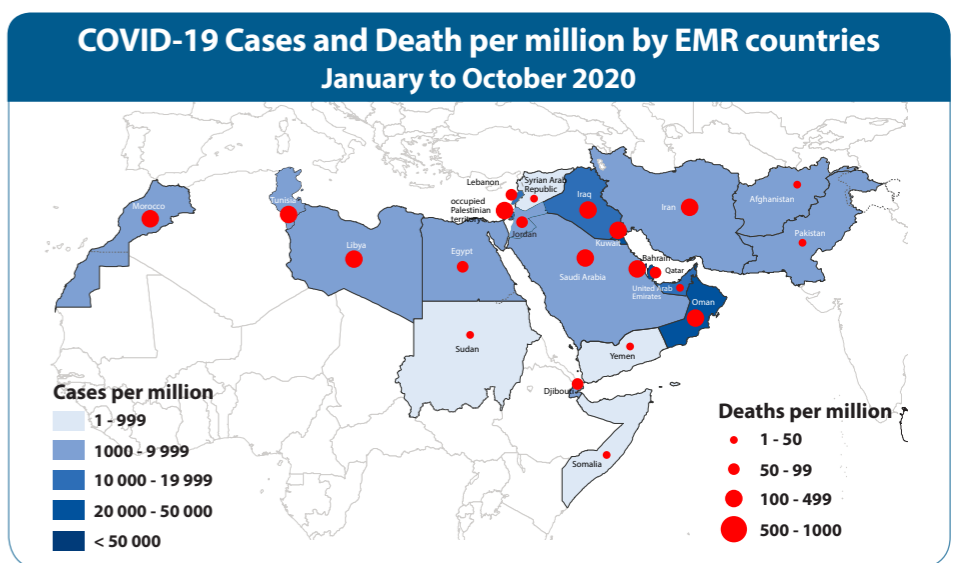
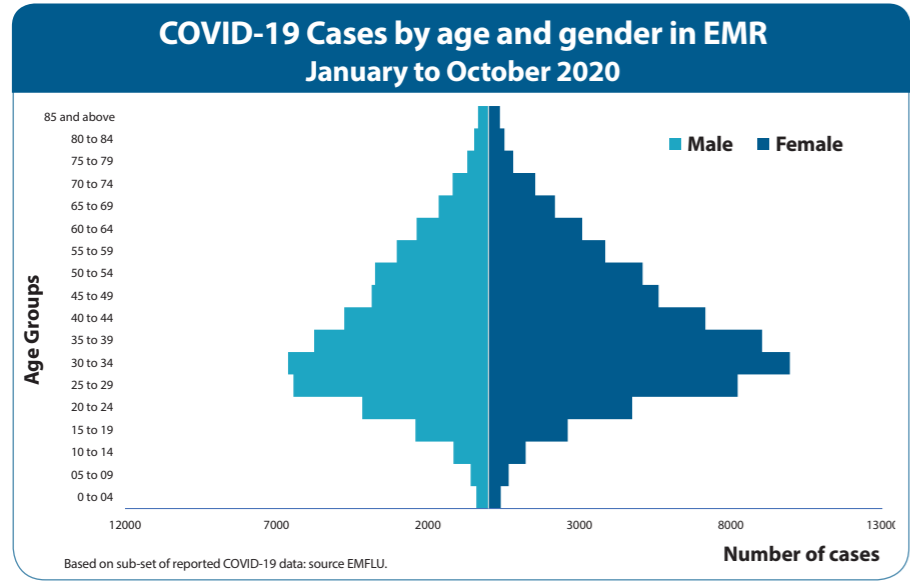
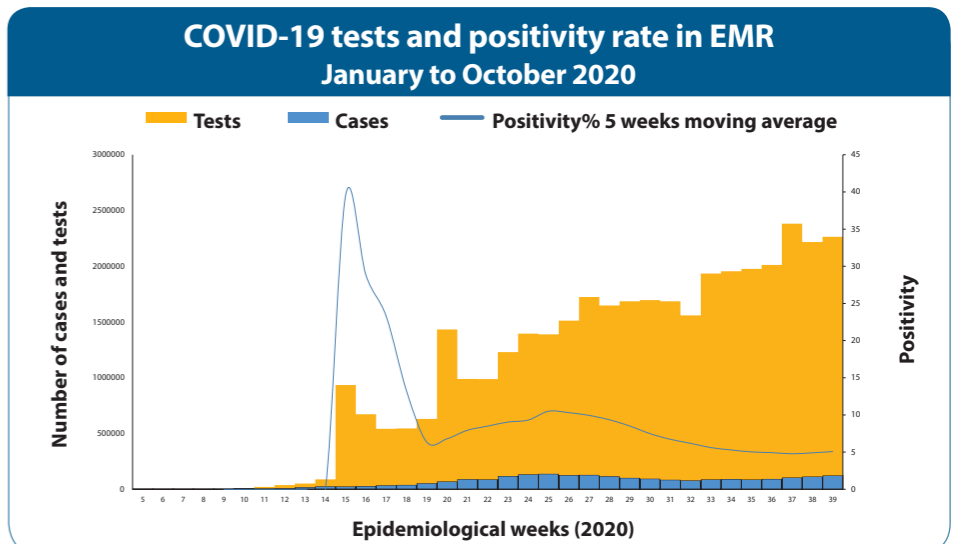
Highlights

- The highest weekly number of cases since the beginning of the pandemic was reported in the week of 18-24 October.
- In October 2020, a total of 681 219 COVID-19 cases and 16 638 related deaths (CFR 2.4%) were reported from 22 countries of the EM region.
- From 29 January 2020 to 31 October 2020, a total of 3 095 357 confirmed COVID-19 cases including 78 661 related deaths (CFR: 2.5%) were reported from 22 countries. There was a 40% increase in reported cases as compared to the previous month (486 054).
- In the region, 13 of the 22 countries reported increase in COVID-19 cases and deaths in the last one months.
- Since the beginning of the pandemic, a total of 78 661 deaths have been reported from the region and Islamic Republic of Iran reported the highest number of deaths (34 864) followed by Iraq (10 910) and Pakistan (6 823). The overall Case Fatality Ratio in the region is 2.5%.
- The overall number of COVID-19 tests performed till the reporting month was 46 594 826 and 6.6% were positive. Overall, a 14% increase was observed in the reported tests performed during October.



COVID-19 update by EMR countries January to October 2020

Countries	October		Cumulative figures			Trend*
	New cases	New deaths	Cases	Deaths	CFR%	
Afghanistan	2216	78	41501	1536	3.7	↑
Bahrain	10781	70	81645	321	0.4	↑
Djibouti	145	0	5561	61	1	↓
Egypt	4357	336	107555	6266	5.8	↓
Islamic Republic of Iran	155553	8695	612772	34864	5.7	↑
Iraq	109649	1729	472630	10910	2.3	↓
Jordan	60782	768	72607	829	1.1	↑
Kuwait	20744	169	125926	779	1	↑
Lebanon	41608	270	81228	637	0.8	↑
Libya	26837	312	62045	871	1	↓
Morocco	95431	1501	219084	3695	1.7	↑
occupied Palestinian territory	14721	187	65262	555	0.9	↓
Oman	15849	273	114434	1208	1.1	↑
Pakistan	21164	339	333970	6823	2.0	↑
Qatar	6796	18	132556	232	0.2	↑
Saudi Arabia	12677	634	347282	5402	1.6	↓
Somalia	353	5	3941	104	3	↑
Sudan	166	1	13819	837	6.1	↓
Syrian Arab Republic	1528	88	5728	288	5.0	-
Tunisia	41394	1077	61115	1348	2.2	↑
United Arab Emirates	38439	76	132629	495	0.4	↑
Yemen	29	12	2067	600	29.0	↓
Total	681219	16638	3095357	78661	2.5	↑



Document no. WHO-EM/CSR/335/E