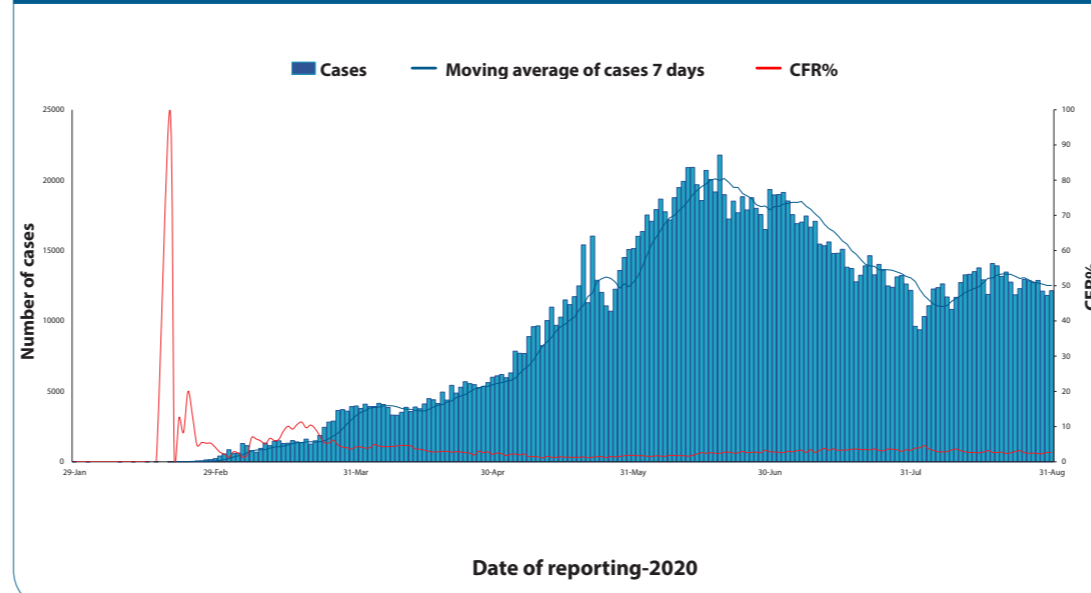




### Highlights

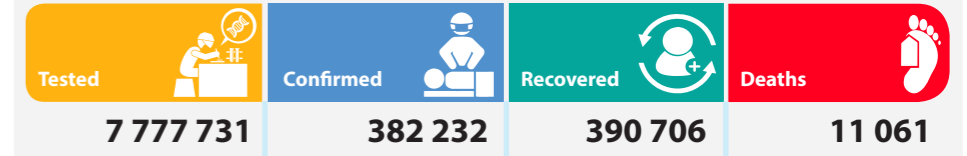
- In August 2020, a total of 382 232 COVID-19 cases and 11 061 related deaths (CFR 2.9%) were reported from 22 countries of the EM region.
- From 29 January 2020 to 31 August 2020, a total of 1 928 084 confirmed COVID-19 cases including 51 099 related deaths (CFR: 2.7%) were reported from 22 countries. There was a 18% decrease in reported cases as compared to the previous month (468 331)
- In the region, 13 of the 22 countries reported decrease in COVID-19 cases and deaths in the last one months.
- Since the beginning of the pandemic, a total of 51 099 deaths have been reported from the region and Islamic Republic of Iran reported the highest number of deaths (21 571) followed by Iraq (7 042) and Pakistan (6 298). The overall Case Fatality Ratio in the region is 2.7%.
- The overall number of COVID-19 tests performed till the reporting month was 26 943 905 and 10% were positive. Overall, a 10% increase was observed in the reported tests performed during August.

### Daily COVID-19 cases and CFR% in EMR January to August 2020

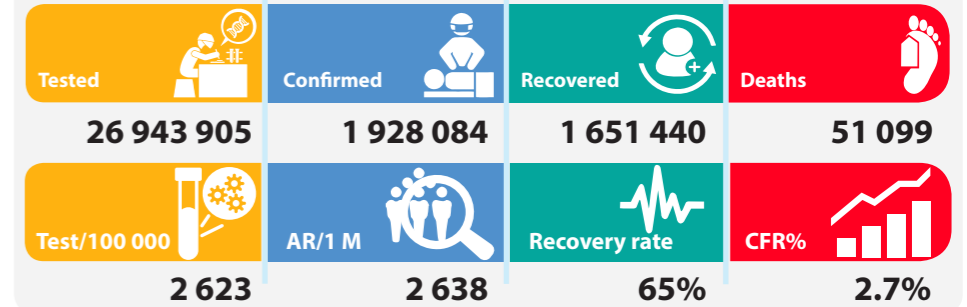


### Key figures

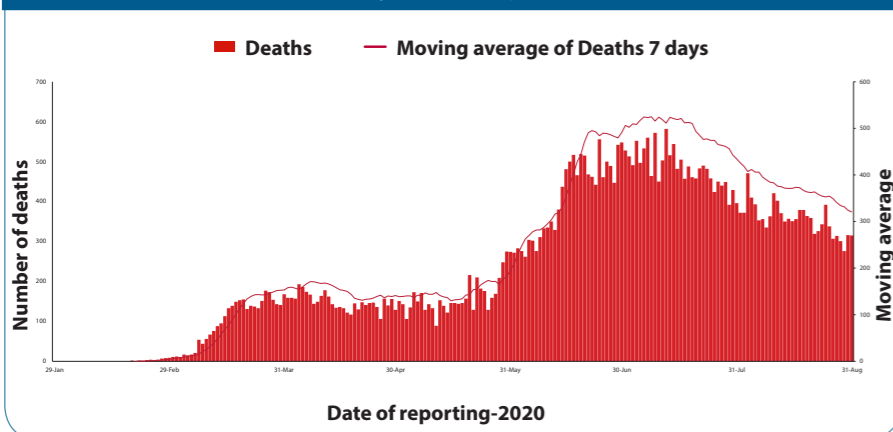
#### Last 4 weeks key figures, August 2020



#### Cumulative key figures, January to August 2020



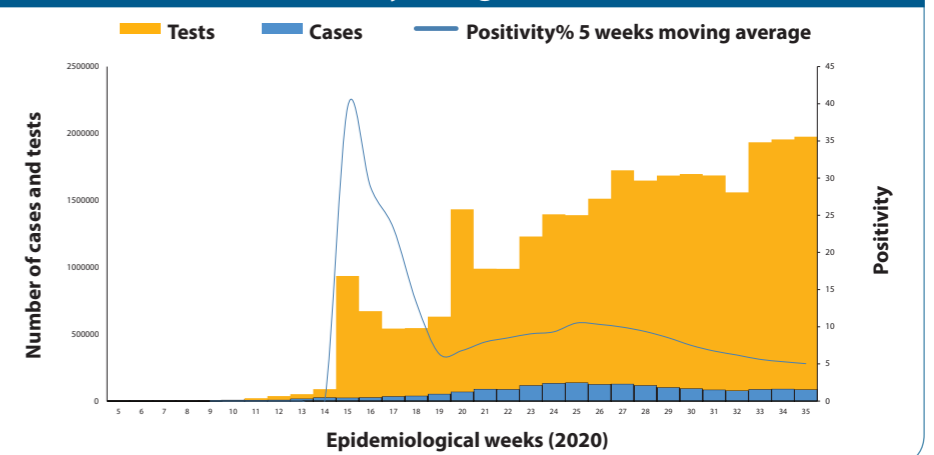
### Daily deaths in EMR 29 January to 31 August 2020



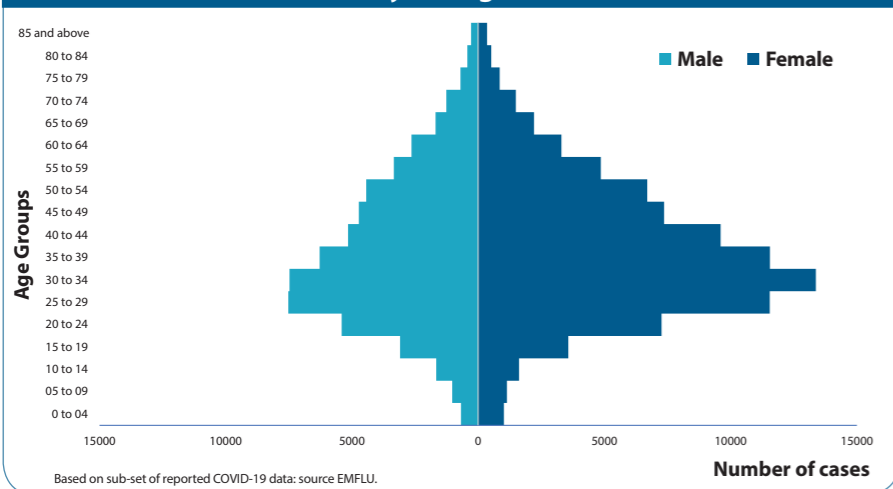
### COVID-19 update by EMR countries January to August 2020

Countries	August		Cumulative figures			Trend*
	New cases	New deaths	Cases	Deaths	CFR%	
Afghanistan	1486	123	38196	1406	3.7	↓
Bahrain	10990	43	51972	190	0.4	↓
Djibouti	306	2	5387	60	1	↓
Egypt	4861	616	98939	5421	5.5	↓
Islamic Republic of Iran	71008	4805	375212	21571	5.7	↓
Iraq	110325	2301	234934	7042	3.0	↓
Jordan	841	4	2034	15	0.7	↑
Kuwait	18152	84	85109	531	1	↓
Lebanon	12753	108	17308	167	1.0	↑
Libya	11003	168	14624	242	2	↑
Morocco	38268	788	62590	1141	1.8	↑
occupied Palestinian territory	14706	88	29938	173	0.6	↑
Oman	6563	264	85722	685	0.8	↑
Pakistan	17003	328	296149	6298	2.1	↓
Qatar	8083	23	118778	197	0.2	↓
Saudi Arabia	39867	1031	315772	3897	1.2	↓
Somalia	98	4	3310	97	3	↑
Sudan	1545	77	13189	823	6.2	↓
Syrian Arab Republic	2008	69	2765	112	4.1	↑
Tunisia	2411	29	3963	80	2.0	↑
United Arab Emirates	9725	33	70231	384	0.5	↓
Yemen	230	73	1962	567	28.9	↓
<b>Total</b>	<b>382232</b>	<b>11061</b>	<b>1928084</b>	<b>51099</b>	<b>2.7</b>	<b>↓</b>

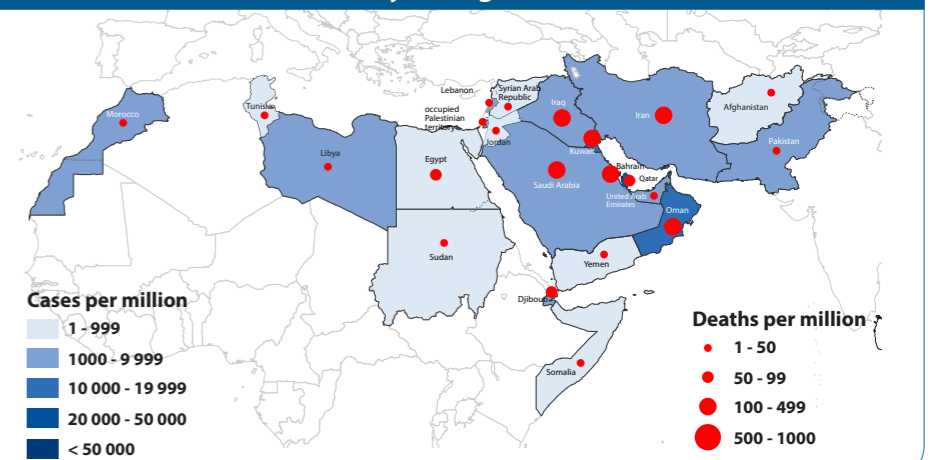
### COVID-19 tests and positivity rate in EMR January to August 2020



### COVID-19 Cases by age and gender in EMR January to August 2020



### COVID-19 Cases and Death per million by EMR countries January to August 2020



\*trend refers to % changes in the cases compared to previous month