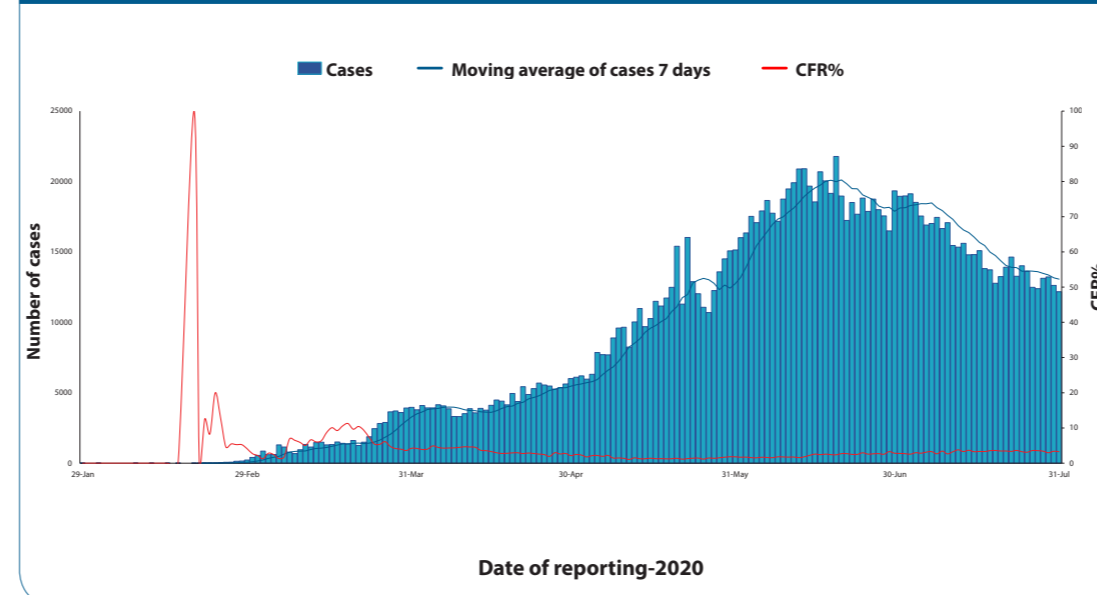




Highlights

- July, marked six months since WHO received the first reports of a cluster of cases of pneumonia of unknown cause in China. More than one million patients in countries of the Eastern Mediterranean Region have successfully recovered from COVID-19 since the first case was reported on 29 January 2020.
- In July 2020, a total of 468 331 COVID-19 cases and 15 049 related deaths (CFR 3.2%) were reported from 22 countries of the EM region.
- From 29 January 2020 to 31 July 2020, a total of 1 545 852 confirmed COVID-19 cases including 40 038 related deaths (CFR: 2.6%) were reported from 22 countries. There was a 16% decrease in reported cases as compared to the previous month (557 455)
- In the region, 12 of the 22 countries reported decrease in COVID-19 cases and deaths in the last one months.
- Since the beginning of pandemic, a total of 40 038 deaths have been reported from the region and Islamic Republic of Iran reported the highest number of deaths (16 766) followed by Pakistan (5 970) and Egypt (4 805). The overall Case Fatality Ratio in the region is 2.6%.
- The overall number of COVID-19 tests performed till the reporting month was 19 166 174 and 8.1% were positive. Overall, a 29% increase was observed in the reported tests performed during July.

Daily COVID-19 cases and CFR% in EMR January to July 2020

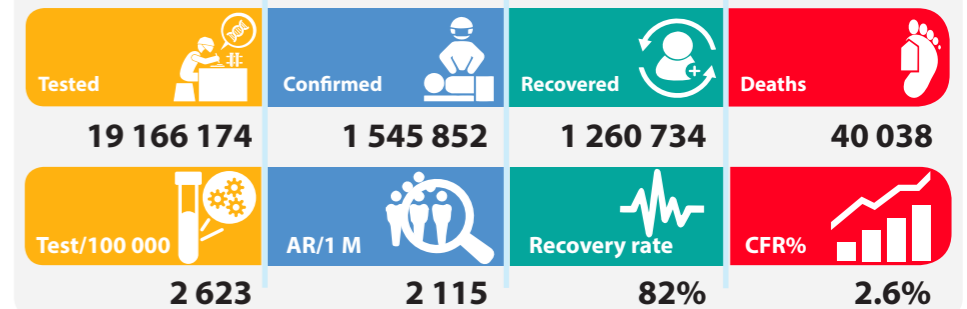


Key figures

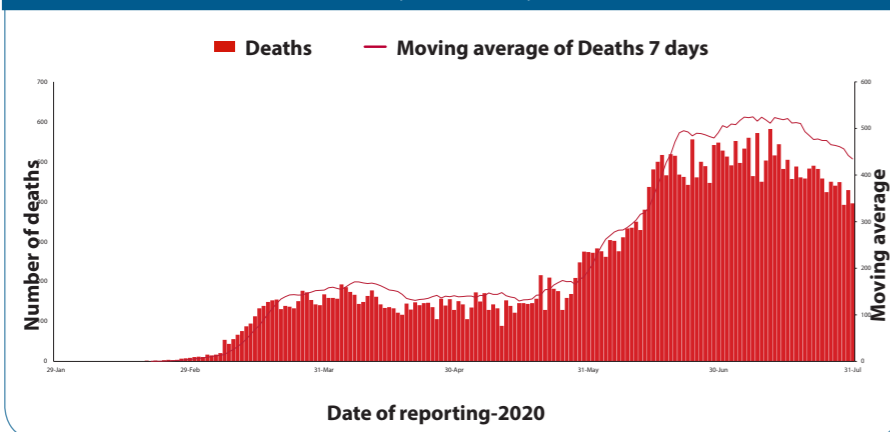
Last 4 weeks key figures, July 2020



Cumulative key figures, January to July 2020



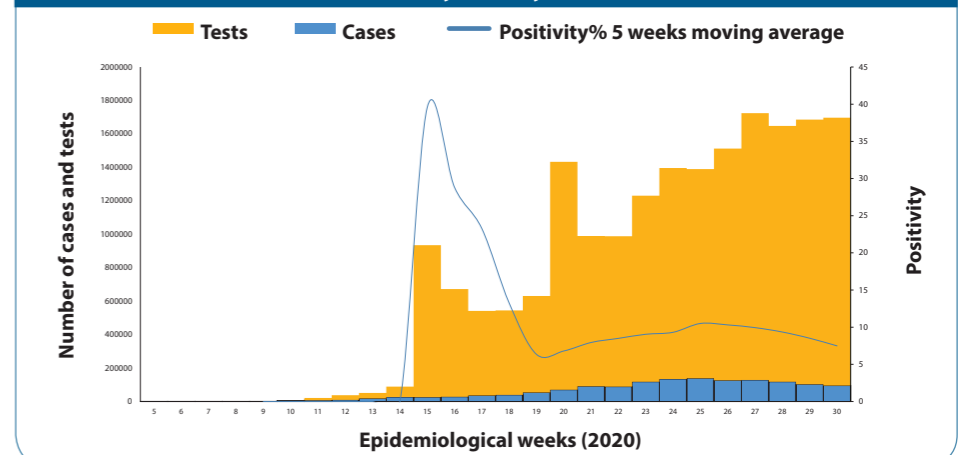
Daily deaths in EMR 29 January to 31 July 2020



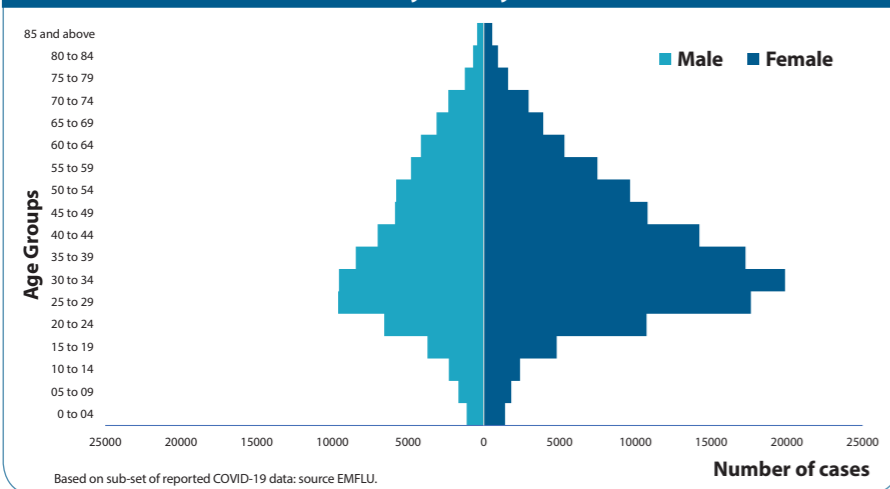
COVID-19 update by EMR countries January to July 2020

Countries	July		Cumulative figures			Trend*
	New cases	New deaths	Cases	Deaths	CFR%	
Afghanistan	4948	509	36710	1283	3.5	↓
Bahrain	14224	60	40982	147	0.4	↓
Djibouti	399	4	5081	58	1	↓
Egypt	25767	1852	94078	4805	5.1	↓
Islamic Republic of Iran	76542	5949	304204	16766	5.5	↑
Iraq	75500	2798	124609	4741	3.8	↑
Jordan	205	2	1193	11	0.9	↓
Kuwait	20762	93	66957	447	1	↑
Lebanon	2777	25	4555	59	1.3	↑
Libya	2797	50	3621	74	2	↑
Morocco	11789	125	24322	353	1.5	↑
occupied Palestinian territory	12467	74	15232	85	0.6	↑
Oman	39089	245	79159	421	0.5	↑
Pakistan	65676	1575	279146	5970	2.1	↓
Qatar	14607	61	110695	174	0.2	↓
Saudi Arabia	85082	1217	275905	2866	1.0	↓
Somalia	288	3	3212	93	3	↓
Sudan	2144	154	11644	746	6.4	↓
Syrian Arab Republic	478	34	757	43	5.7	↑
Tunisia	377	1	1552	51	3.3	↑
United Arab Emirates	11839	36	60506	351	0.6	↓
Yemen	574	182	1732	494	28.5	↓
Total	468331	15049	1545852	40038	2.6	↑

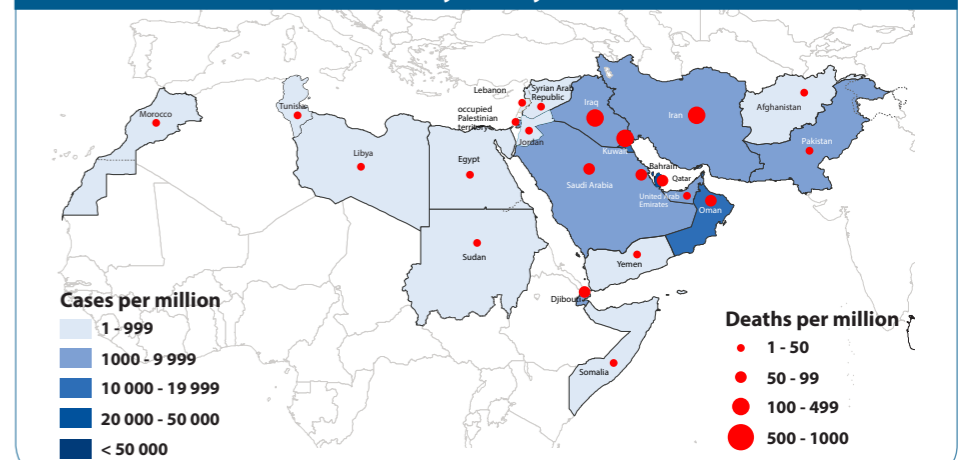
COVID-19 tests and positivity rate in EMR January to July 2020



COVID-19 Cases by age and gender in EMR January to July 2020



COVID-19 Cases and Death per million by EMR countries January to July 2020



*trend refers to % changes in the cases compared to previous month