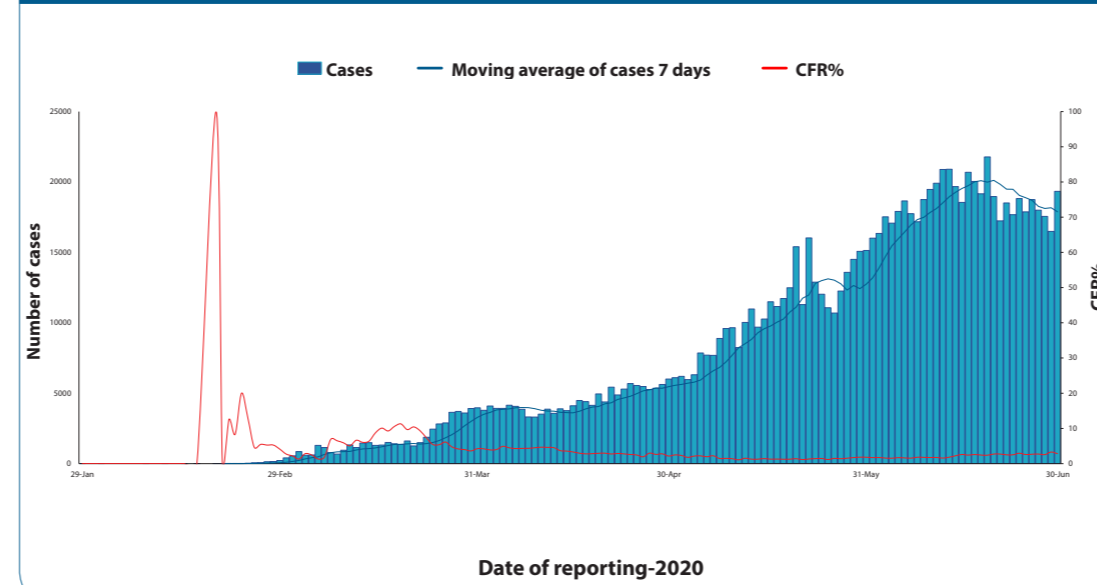


Highlights

- Eastern Mediterranean Region surpasses one million COVID-19 cases. During week 25 (15 to 21 June 2020) the highest number of confirmed cases have been reported from the region reaching 138 844 confirmed case.
- In June 2020, a total of 557 455 COVID-19 cases and 12 363 related deaths (CFR 2.2%) were reported from 22 countries of the EM region.
- From 29 January 2020 to 30 June 2020, a total of 1 077 521 confirmed COVID-19 cases including 24 989 related deaths (CFR: 2.3%) were reported from 22 countries. There was a 68% increase in reported cases as compared to the previous month (331 936)
- In the region, 16 of the 22 countries reported an increase in COVID-19 cases and deaths in the last one months.
- Since the beginning of the pandemic, a total of 24 989 deaths have been reported from the region and Islamic Republic of Iran reported the highest number of deaths (10 817) followed by Pakistan (4 395) and Egypt (2 953). The overall Case Fatality Ratio in the region is 2.3%.
- The overall number of COVID-19 tests performed till the reporting month was 12 087 506 and 8.9% were positive. Overall, a 35% increase was observed in the reported tests performed during June.

Daily COVID-19 cases and CFR% in EMR January to June 2020

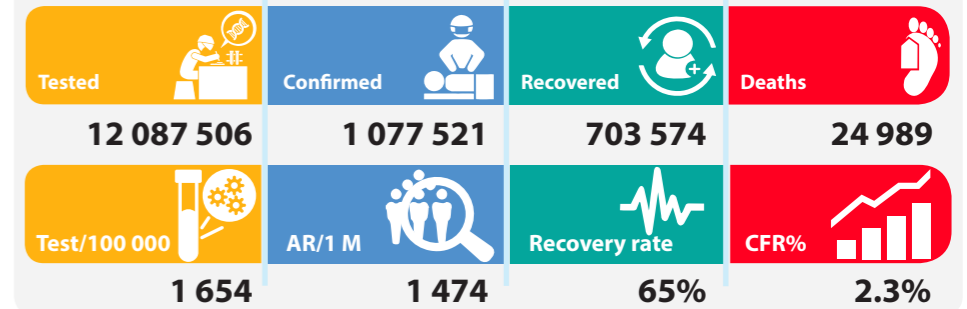


Key figures

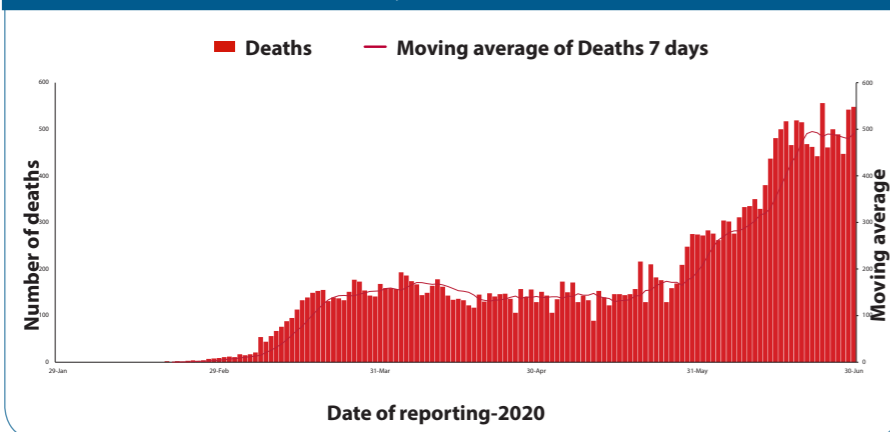
Last 4 weeks key figures, June 2020



Cumulative key figures, January to June 2020



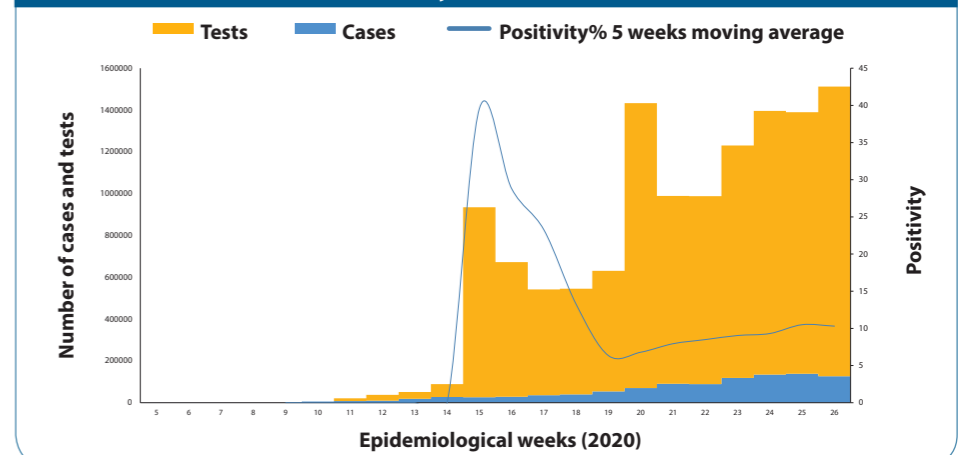
Daily deaths in EMR 29 January to 30 June 2020



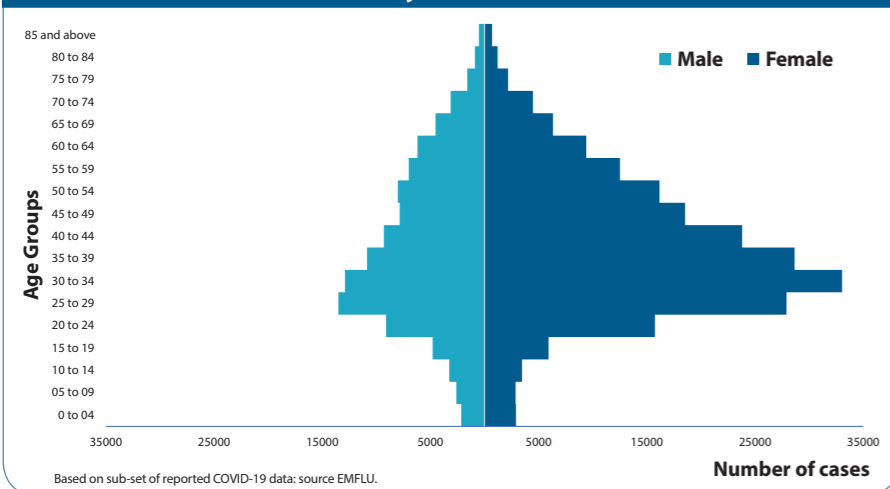
COVID-19 update by EMR countries January to June 2020

Countries	June		Cumulative figures			Trend*
	New cases	New deaths	Cases	Deaths	CFR%	
Afghanistan	16012	509	31762	774	2.4	↑
Bahrain	15360	68	26758	87	0.3	↑
Djibouti	1328	30	4682	54	1	↑
Egypt	43326	1994	68311	2953	4.3	↑
Islamic Republic of Iran	76196	3020	227662	10817	4.8	↑
Iraq	42670	1738	49109	1943	4.0	↑
Jordan	323	0	988	9	0.9	↓
Kuwait	19152	142	46195	354	1	↓
Lebanon	558	7	1778	34	1.9	↑
Libya	668	19	824	24	3	↑
Morocco	4726	23	12533	228	1.8	↓
occupied Palestinian territory	2138	6	2765	11	0.4	↑
Oman	28633	127	40070	176	0.4	↑
Pakistan	141010	2852	213470	4395	2.1	↑
Qatar	39178	75	96088	113	0.1	↑
Saudi Arabia	105562	1146	190823	1649	0.9	↑
Somalia	948	12	2924	90	3	↓
Sudan	4474	306	9500	592	6.2	↑
Syrian Arab Republic	157	4	279	9	3.2	↑
Tunisia	91	2	1175	50	4.3	↓
United Arab Emirates	14110	51	48667	315	0.6	↓
Yemen	835	232	1158	312	26.9	↑
Total	557455	12363	1077521	24989	2.3	↑

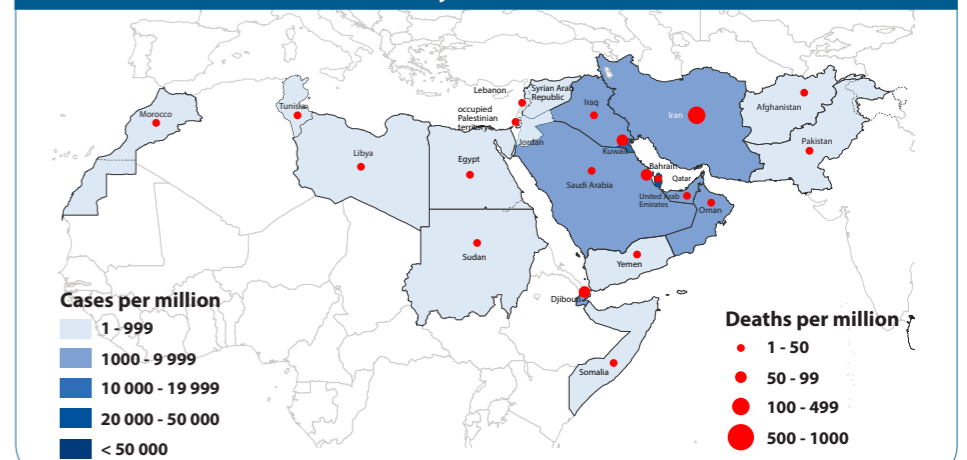
COVID-19 tests and positivity rate in EMR January to June 2020



COVID-19 Cases by age and gender in EMR January to June 2020



COVID-19 Cases and Death per million by EMR countries January to June 2020



*trend refers to % changes in the cases compared to previous month