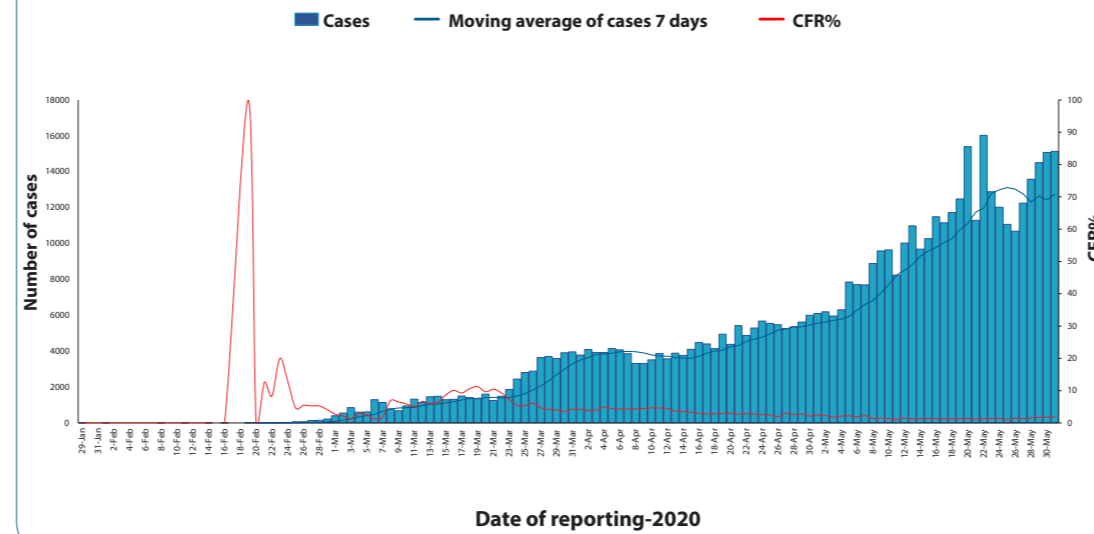




Highlights

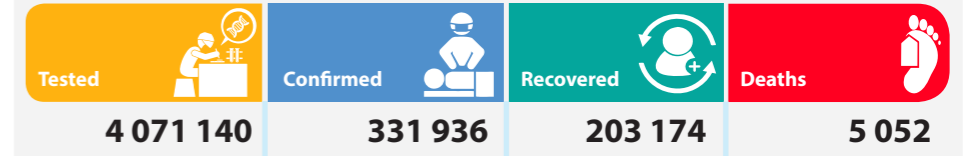
- Currently, Eastern Mediterranean Region (EMR) is the third most affected region of WHO.
- In May 2020, a total of 331 936 COVID-19 cases and 5 052 related deaths (CFR 1.5%) were reported from 22 countries of the EM region.
- From 29 January 2020 to 31 May 2020, a total of 520 066 confirmed COVID-19 cases including 12 626 related deaths (CFR: 2.4%) were reported from 22 countries. There was a significant increase in reported cases as compared to the previous month (134 053)
- In the region, 20 of the 22 countries reported an increase in COVID-19 cases and deaths in the last one months.
- Since the beginning of the pandemic, a total of 12626 deaths have been reported from the region and Islamic Republic of Iran reported the highest number of deaths (7 797) followed by Pakistan (1 543) and Egypt (959). The overall Case Fatality Ratio in the region is 2.4%.
- The overall number of COVID-19 tests performed this month was 4 071 140 and 7.9% were positive. Overall, a 67% increase was observed in the reported tests performed during May.

Daily COVID-19 cases and CFR% in EMR January to May 2020

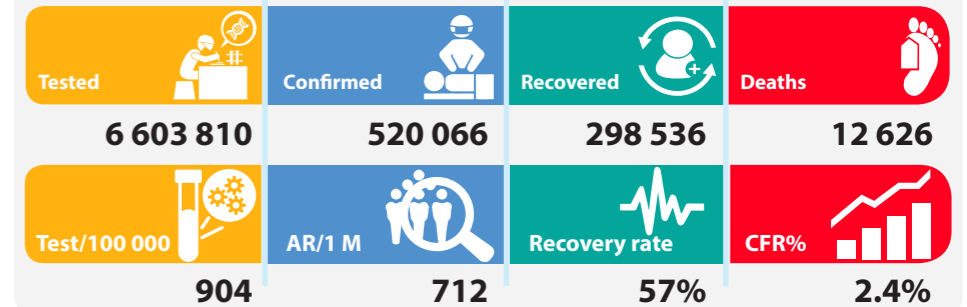


Key figures

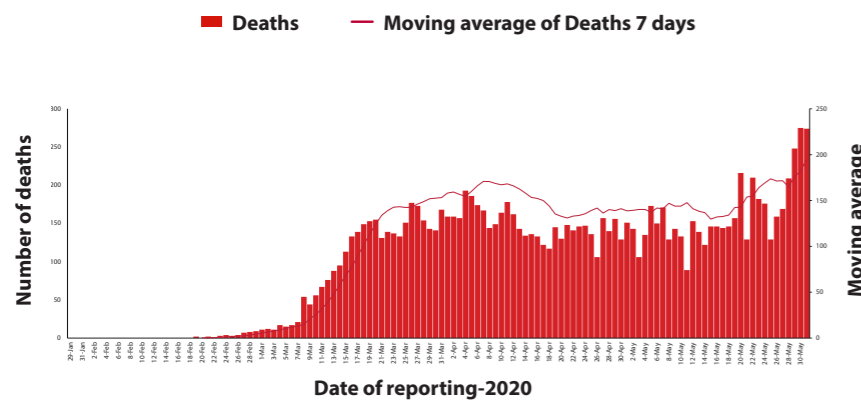
Last 4 weeks key figures, May 2020



Cumulative key figures, January to May 2020



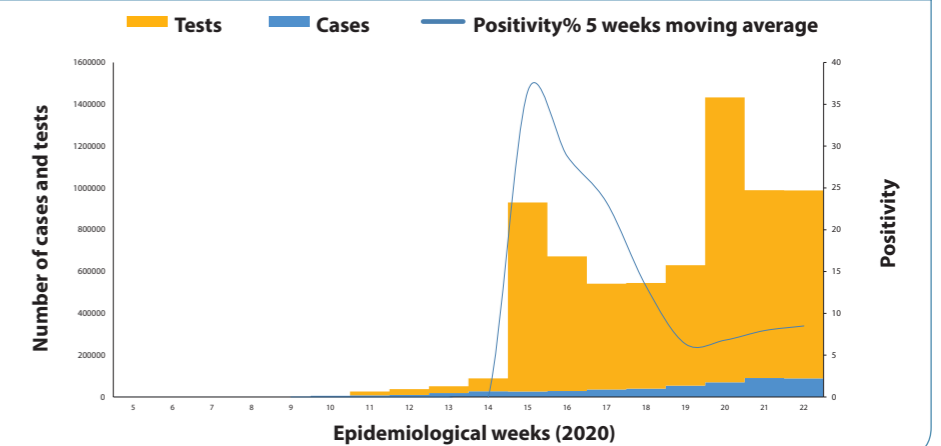
Daily deaths in EMR 29 January to 31 May 2020



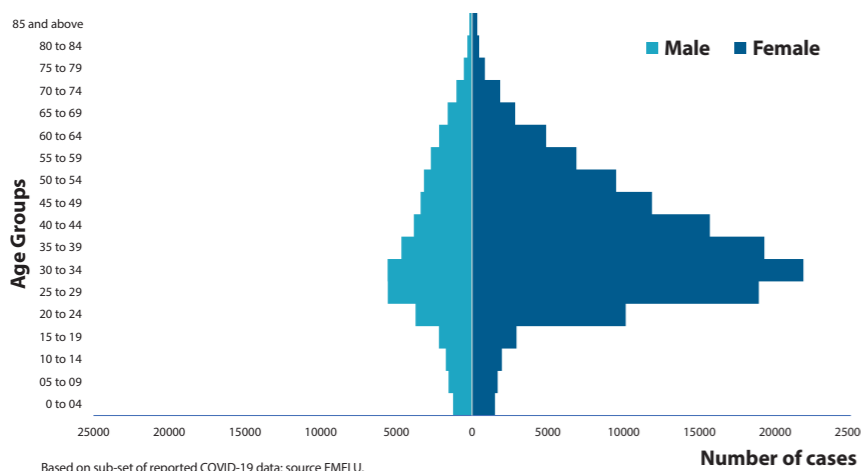
COVID-19 update by EMR countries January to May 2020

Countries	May		Cumulative figures			Trend*
	New cases	New deaths	Cases	Deaths	CFR%	
Afghanistan	13579	201	15750	265	1.7	↑
Bahrain	8358	11	11398	19	0.2	↑
Djibouti	2265	22	3354	24	1	↑
Egypt	19448	567	24985	959	3.8	↑
Islamic Republic of Iran	56826	1769	151466	7797	5.1	↑
Iraq	4354	112	6439	205	3.2	↑
Jordan	228	1	665	9	1.4	↑
Kuwait	23019	186	27043	212	1	↑
Lebanon	495	3	1220	27	2.2	↑
Libya	95	2	156	5	3	↑
Morocco	3384	35	7807	205	2.6	↓
occupied Palestinian territory	283	3	627	5	0.8	↑
Oman	9089	38	11437	49	0.4	↑
Pakistan	55987	1182	72460	1543	2.1	↑
Qatar	43501	28	56910	38	0.1	↑
Saudi Arabia	62508	341	85261	503	0.6	↑
Somalia	1375	50	1976	78	4	↑
Sudan	4584	255	5026	286	5.7	↑
Syrian Arab Republic	79	2	122	5	4.1	↑
Tunisia	86	7	1084	48	4.4	↓
United Arab Emirates	22076	159	34557	264	0.8	↑
Yemen	317	78	323	80	24.8	↑
Total	331936	5052	520066	12626	2.4	↑

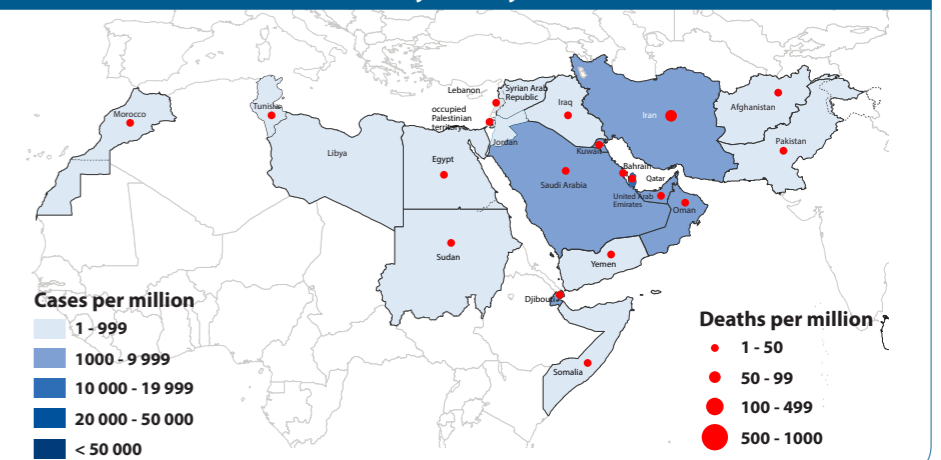
COVID-19 tests and positivity rate in EMR January to May 2020



COVID-19 Cases by age and gender in EMR January to May 2020



COVID-19 Cases and Death per million by EMR countries January to May 2020



*trend refers to % changes in the cases compared to previous month