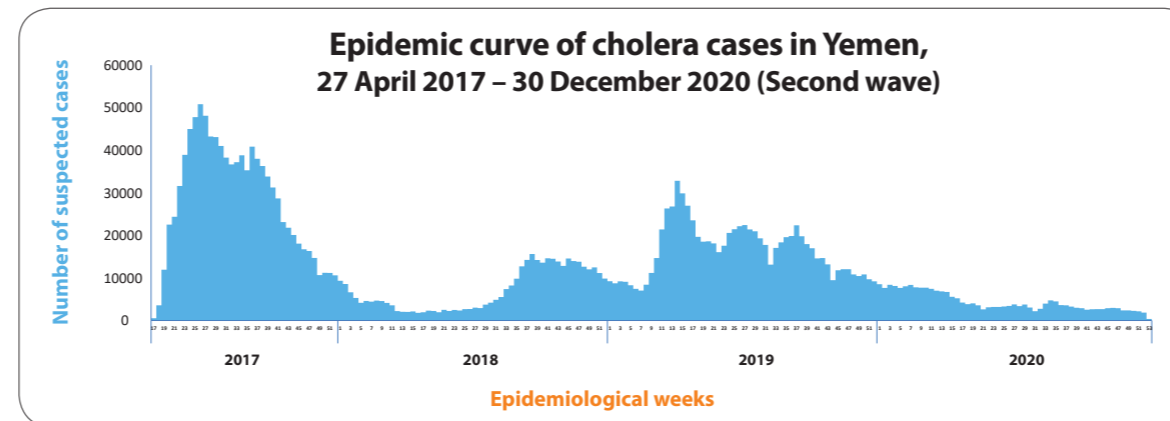
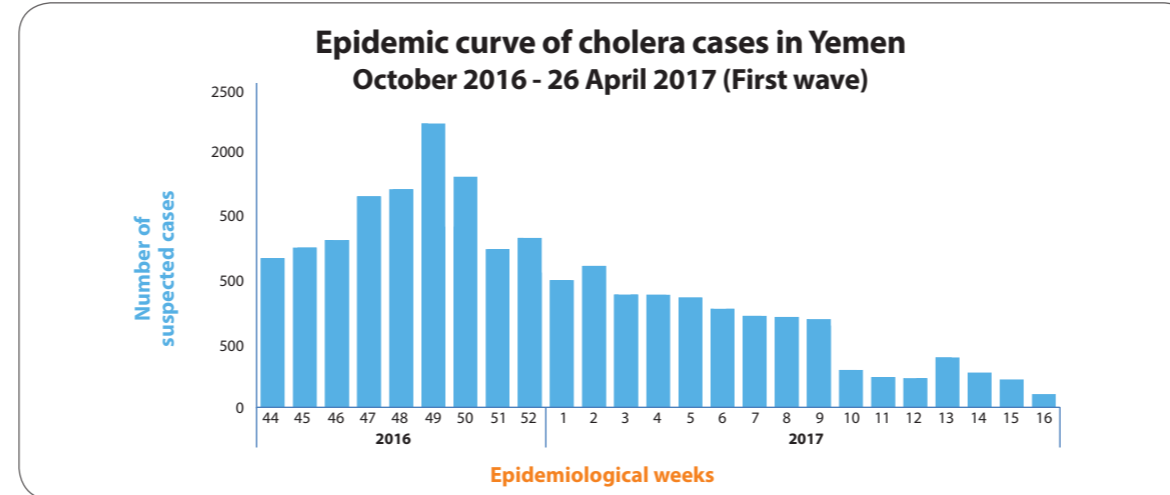


Highlights


- In December 2020, the Ministry of Public Health and Population of Yemen reported a total 8 684 suspected cholera cases including 4 related deaths (case fatality rate: 0.05%) from 16 governorates.
- The cumulative number of suspected cholera cases reported in Yemen from October 2016 to December 2020 is 2 510 806 including 3981 related deaths with a case fatality ratio of 0.16%. During the second wave of this outbreak that started on 27 April 2017, the total number of suspected cholera cases were 2 484 979 including 3852 related deaths with a case fatality ratio of 0.16%.
- During year 2020, a total of 1347 stool specimens were tested. Out of these, 130 were laboratory confirmed for *Vibrio cholerae*.
- The 5 governorates with the highest cumulative attack rate per 10 000 were Amran (1780.86), Sana'a (1718.64), Al Mahwit (1661.80), Al Bayda (1524.79) and Al Hudaydah (1172.77). The national attack rate is 882.22 per 10 000. The governorates with a high number of deaths are Hajjah (585), Ibb (515), Al Hudaydah (409) and Taizz (339).




Cholera cases and deaths reported during the second wave by governorate
27 April 2017 – 31 December 2020

Governorate	Cases	Deaths	(%) CFR	Cumulative attack rate (per 10 000)
Abyan	32508	68	0.21	562.82
Aden	29200	105	0.36	310.50
Al Bayda	116701	115	0.10	1524.79
Al Dhale'e	62973	117	0.19	847.02
Al Hudaydah	384722	409	0.11	1172.77
Al Jawf	38135	53	0.14	652.52
Al Maharah	1740	2	0.11	114.71
Al Mahwit	123134	222	0.18	1661.80
Amanat Al Asimah	270267	184	0.07	931.31
Amran	207938	265	0.13	1780.86
Dhamar	226338	292	0.13	1109.11
Hajjah	229702	585	0.25	960.64
Ibb	194146	515	0.27	649.38
Lahj	34363	57	0.17	337.11
Marib	10511	16	0.15	288.74
Moklla	1417	9	0.64	31.68
Raymah	36658	195	0.53	595.95
Sa'ada	61874	38	0.06	659.82
Sana'a	255237	247	0.10	1718.64
Say'on	88	4	4.55	2.30
Shabwah	2902	15	0.52	47.46
Taizz	164425	339	0.21	542.69
Total	2484979	3852	0.16	882.22

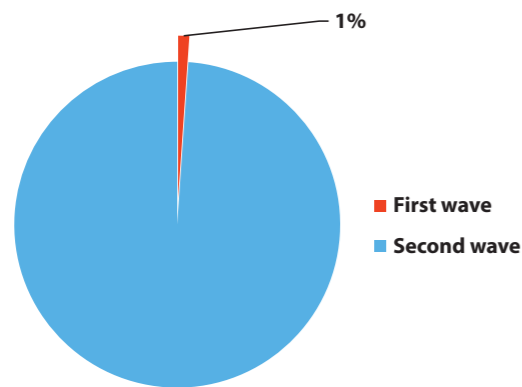
Cumulative key figures, October 2016 – December 2020



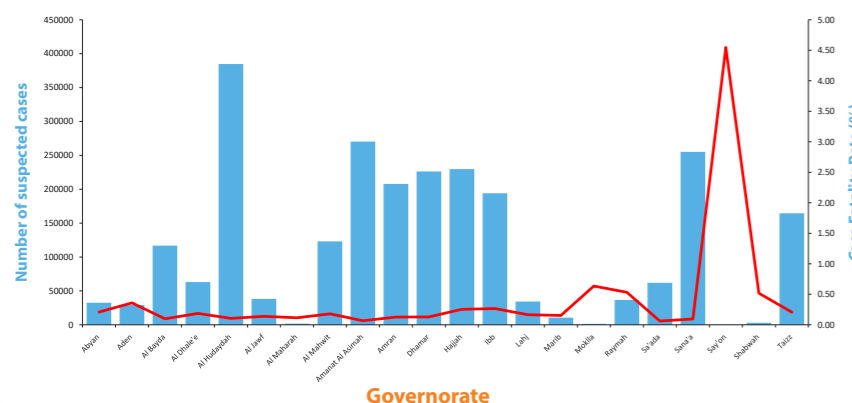
Last 4 weeks key figures, December 2020



Cholera cases reported in Yemen by epidemic wave, October 2016 – December 2020 (n= 2 510 806)



Cholera cases and case fatality rates by governorate in Yemen
27 April 2017 – 30 December 2020 (second wave)



Distribution of suspected cholera cases in Yemen
April 2017 – December 2020

