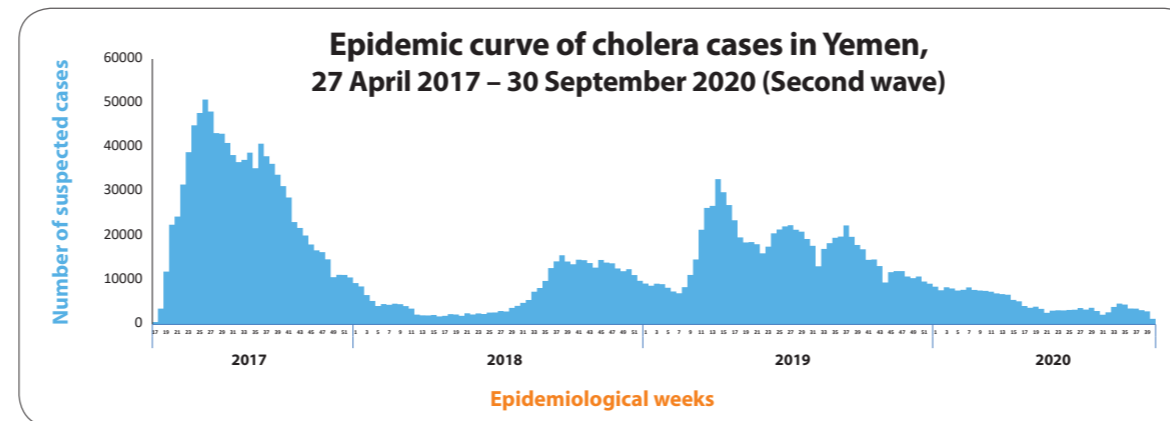
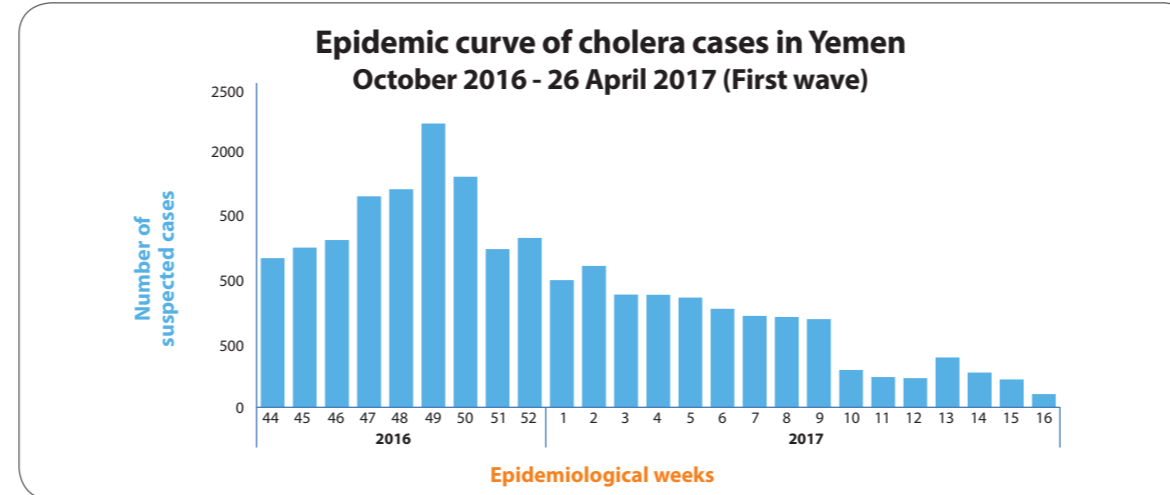


Highlights

- In September 2020, the Ministry of Public Health and Population of Yemen reported a total 14 093 suspected cholera cases including 4 related deaths (case fatality rate: 0.03%) from 18 governorates.
- The cumulative number of suspected cholera cases reported in Yemen from October 2016 to September 2020 is 2 477 240 including 3 958 related deaths with a case fatality ratio of 0.16%. During the second wave of this outbreak that started on 27 April 2017, the total number of suspected cholera cases were 2 451 413 including 3 829 related deaths with a case fatality ratio of 0.16%.
- During year 2020, a total of 1 219 stool specimens were tested. Out of these, 126 were laboratory confirmed for *Vibrio cholerae*.
- The 5 governorates with the highest cumulative attack rate per 10 000 were Amran (1 764.82), Sana'a (1 694.23), Al Mahwit (1 646.47), Al Bayda (1 481.38) and Al Hudaydah (1 155.85). The national attack rate is 870.30 per 10 000. The governorates with a high number of deaths are Hajjah (584), Ibb (514), Al Hudaydah (406) and Taizz (337).



Cholera cases and deaths reported during the second wave by governorate
27 April 2017 – 30 September 2020

Governorate	Cases	Deaths	(%) CFR	Cumulative attack rate (per 10 000)
Abyan	32 508	68	0.21	562.82
Aden	29 199	105	0.36	310.49
Al Bayda	113 379	110	0.10	1 481.38
Al Dhale'e	62 429	115	0.18	839.70
Al Hudaydah	379 169	406	0.11	1 155.85
Al Jawf	37 836	53	0.14	647.40
Al Maharah	1 740	2	0.11	114.71
Al Mahwit	121 998	222	0.18	1 646.47
Amanat Al Asimah	267 630	182	0.07	922.23
Amran	206 065	263	0.13	1 764.82
Dhamar	224 617	290	0.13	1 100.68
Hajjah	227 432	584	0.26	951.14
Ibb	191 903	514	0.27	641.88
Lahj	34 354	57	0.17	337.02
Marib	10 247	16	0.16	281.49
Moklla	1 417	9	0.64	31.68
Raymah	36 095	195	0.54	586.80
Sa'ada	60 773	38	0.06	648.08
Sana'a	251 612	244	0.10	1 694.23
Say'on	88	4	4.55	2.30
Shabwah	2 887	15	0.52	47.22
Taizz	158 035	337	0.21	521.60
Total	2 451 413	3 829	0.16	870.30

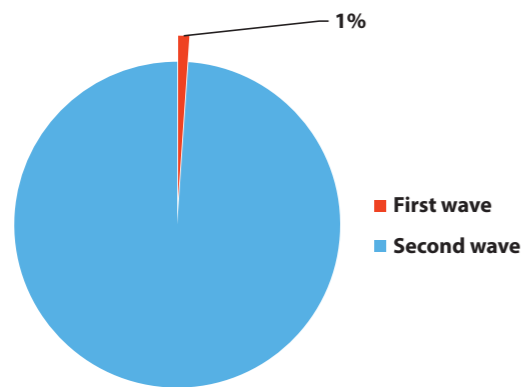
Cumulative key figures, October 2016 – September 2020



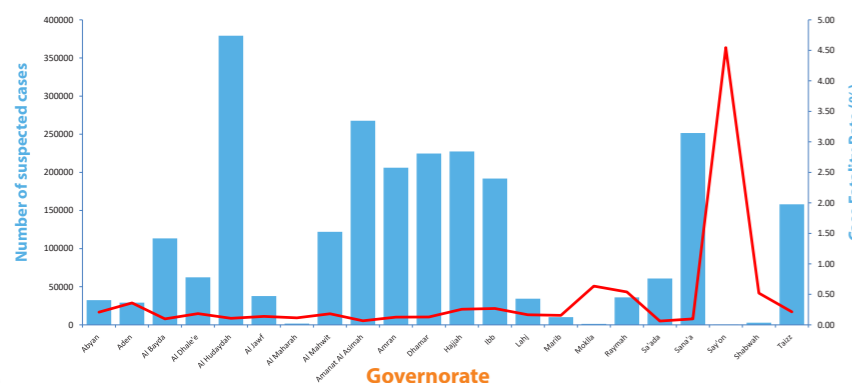
Last 4 weeks key figures, September 2020



Cholera cases reported in Yemen by epidemic wave, October 2016 – September 2020 (n= 2 477 240)



Cholera cases and case fatality rates by governorate in Yemen
27 April 2017 – 30 September 2020 (second wave)



Distribution of suspected cholera cases in Yemen
April 2017 – September 2020

