


# Child health and development

## Jordan

### COUNTRY BRIEF

Child and Adolescent Health Unit  
Department of Healthier Populations

#### Demographic data



**10 201 000**  
total population

**2.6%**  
population growth



**1 058 000**  
under-5 population  
**10.4%**

**90.7%**  
urban population

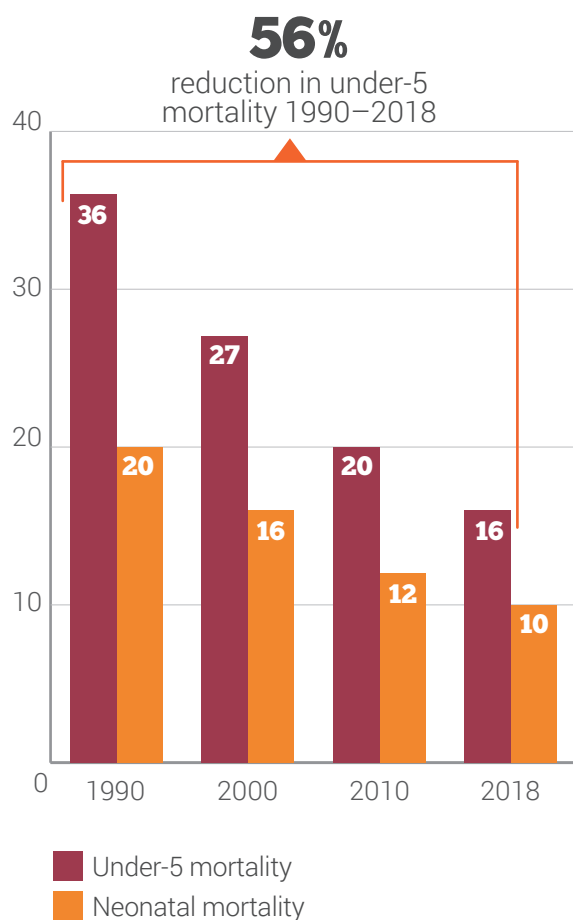


**99%**  
birth registration

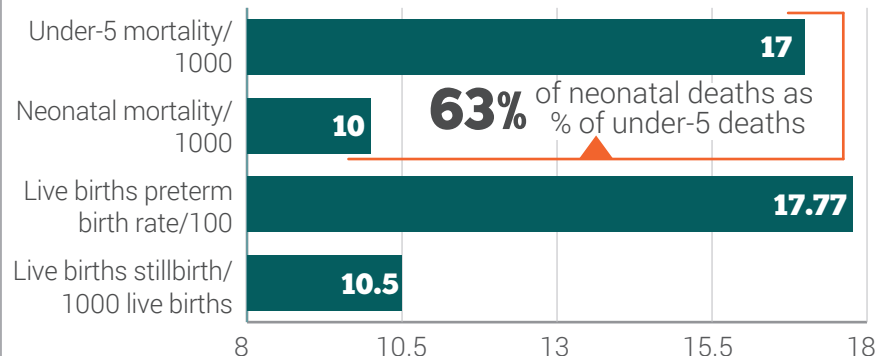


#### Trend in under-5 mortality and neonatal mortality 1990–2018

(per 1000 live births)

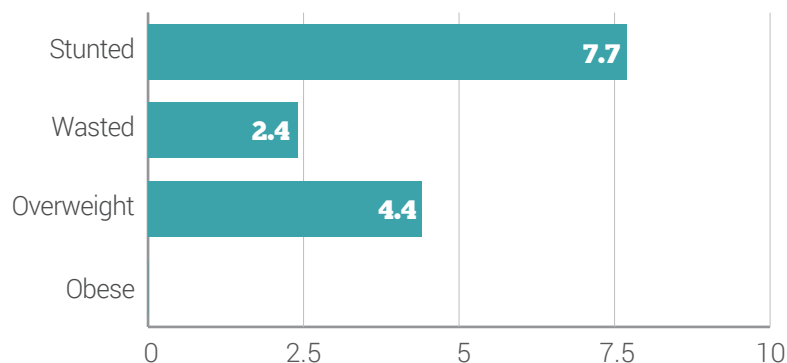


#### Mortality and risk indicators

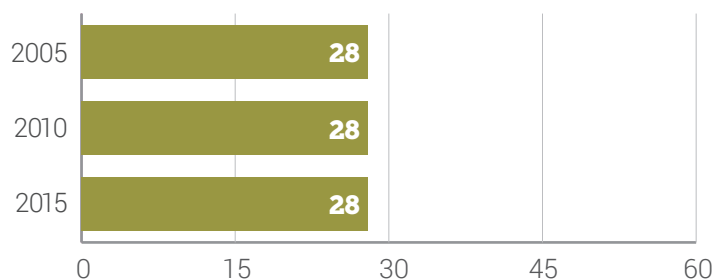


#### Nutritional indicators

Percentage of children under 5 who are:



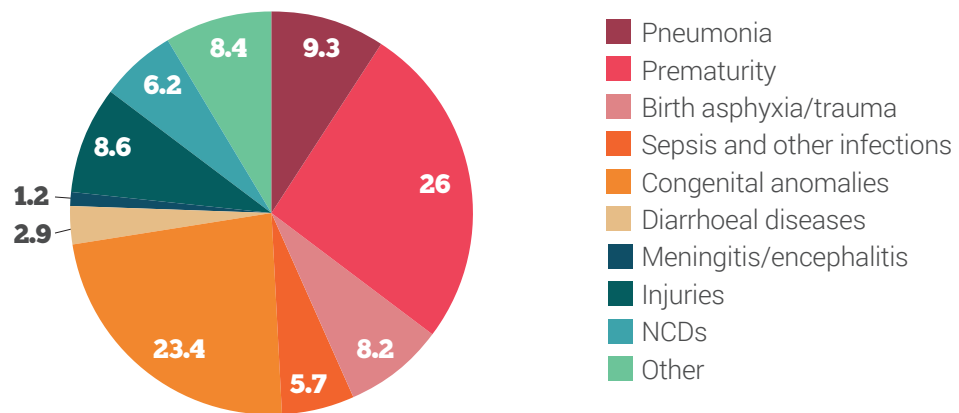
#### Young children at risk of poor development (%)



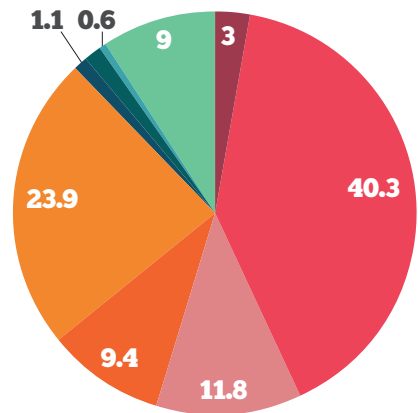
World Health Organization

REGIONAL OFFICE FOR THE Eastern Mediterranean

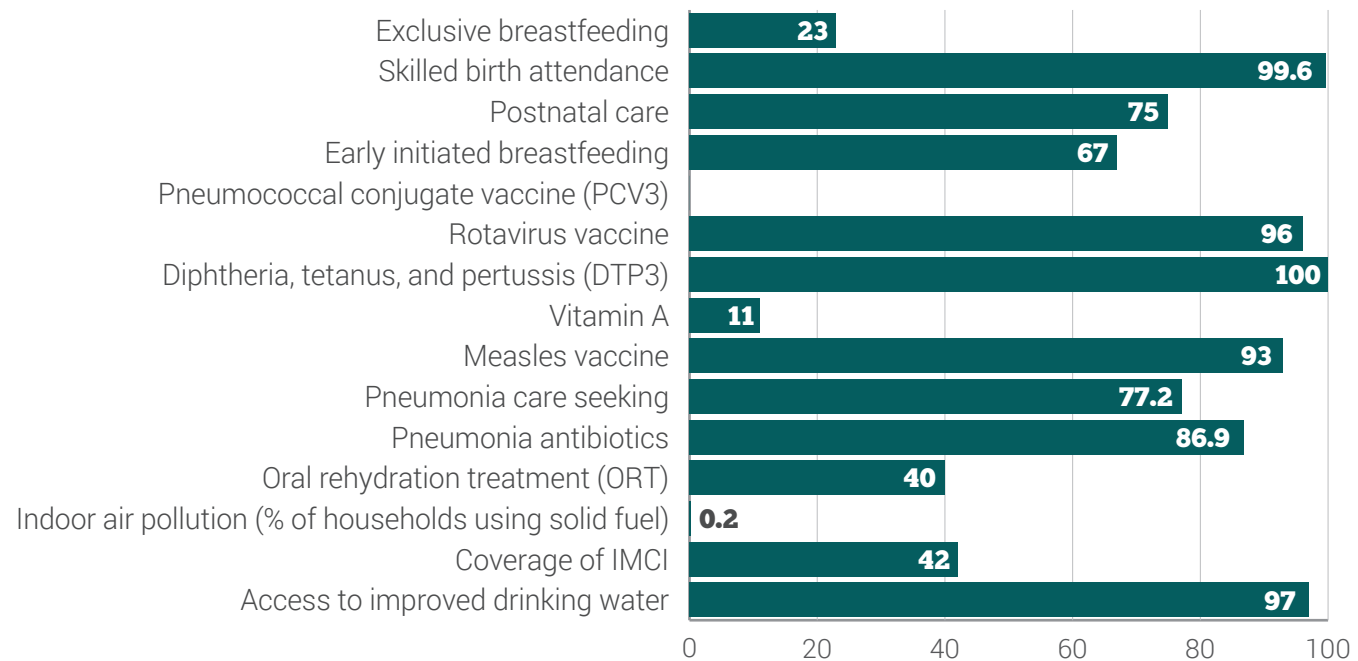
### Causes of death for children under 5 (%)



### Causes of neonatal mortality (%)



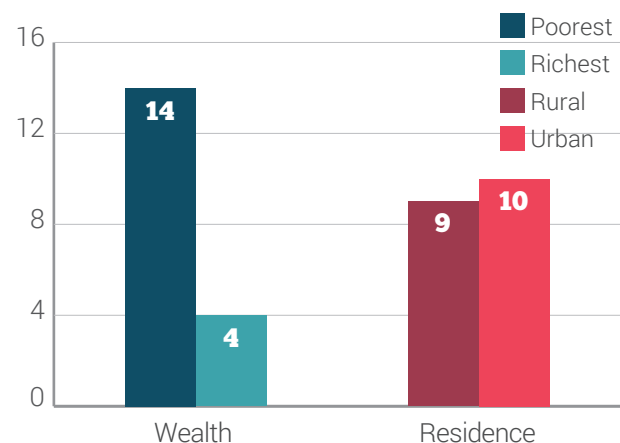
### Coverage of essential interventions across the continuum of care (%)



Data not available for all indicators

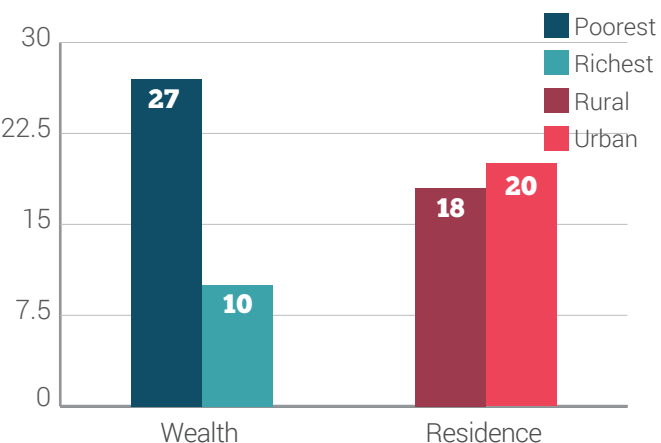
### Equity related to neonatal mortality

(deaths per 1000 live births)



### Equity related to under-5 mortality

(deaths per 1000 live births)



### Policies



Policy	Status
Community treatment of diarrhoea (use of community-based health providers)	✗
Community treatment of pneumonia (guideline or national policy)	✗
Maternity protection	✗
Kangaroo mother care	✓
Antenatal corticosteroids	✓
Code of marketing	PARTIAL
Postnatal care	✓
Low osmolar ORS and zinc	N/A
Basic neonatal resuscitation	✓
Discharge mother and baby after 24 hours following childbirth	✗
Implementation of Integrated Management of Childhood Illness (IMCI)	✓

### Quality of care



National policy/guideline to improve quality of care in health services addressing

Quality care standards and protocols for delivery of services developed for

Indicator	Newborn health?	Child health?
National policy/guideline to improve quality of care in health services addressing	✓	✓
Quality care standards and protocols for delivery of services developed for	✓	✓

### Health information systems (HIS)



Is the national HIS able to present data disaggregated by age?



### National HIS report on number or rates of

Indicator	Status
Live births	✓
Stillbirths	✓
Causes of newborn death	✓
Newborn deaths	✓
Cause of death among children under 5	✓
Preterm newborns	✓
Deaths among children under 5	✓

### Financing



Free access to health services in the public sector for

Group	Status
Newborns	✓
Children under 5	✓
Pregnant women	✓

**20.9%** Out-of-pocket expenditure as % of total expenditure on health

**13.7%** General government expenditure on health as % of total expenditure

**400.7** Gross domestic product (GDP) (current US\$ in billions)

**359** Total expenditure on health, per capita (US\$ exchange rate)

**4 130** GDP, per capita (current US\$)

## References

### Demographic data

- World Population Prospects 2019 - UN Population (<https://population.un.org/wpp/DataQuery/>).
- Framework for health information systems and core indicators for monitoring health situation and health system performance 2018. Cairo: WHO Regional Office for the Eastern Mediterranean; 2019.
- Global Database/Birth Registration Data 2017 - UNICEF (<https://data.unicef.org/topic/child-protection/birth-registration/>).

### Child health and nutrition indicators

- Framework for health information systems and core indicators for monitoring health situation and health system performance 2018. Cairo: WHO Regional Office for the Eastern Mediterranean; 2019.
- Strategy on nutrition for the Eastern Mediterranean Region 2020–2030. Cairo: WHO Regional Office for the Eastern Mediterranean; 2019.

### Mortality & risk indicators

- Framework for health information systems and core indicators for monitoring health situation and health system performance 2018. Cairo: WHO Regional Office for the Eastern Mediterranean; 2019.
- WHO global preterm birth estimates - 2014 ([ptb.srhr.org](http://ptb.srhr.org)).
- WHO Global Health Observatory Data Repository - 2015 (<https://apps.who.int/gho/data/view.main.GSWCAH06v>).
- Strategy on nutrition for the Eastern Mediterranean Region 2020–2030. Cairo: WHO Regional Office for the Eastern Mediterranean; 2019.

### Causes of death (%)

- WHO Global Health Observatory Data Repository -2017 (<http://apps.who.int/gho/data/viewmain.ghe1002015-CH13?lang=en>).

### Young children at risk of poor development/lifetime cost of growth deficit in early childhood

- Thrive Country Profiles - Nurturing Care 2019 (<https://nurturing-care.org/resources/country-profiles/>).

### Policies

- Reproductive, Maternal, Newborn, Child and Adolescent Health Policy Survey 2018. Geneva: WHO; 2018.

- Ratifications of C183 - Maternity Protection Convention, 2000 (No. 183) ([https://www.ilo.org/dyn/normlex/en/f?p=NORMLEX-PUB:11300:0::NO:11300:P11300\\_INSTRUMENT\\_ID:312328:NO](https://www.ilo.org/dyn/normlex/en/f?p=NORMLEX-PUB:11300:0::NO:11300:P11300_INSTRUMENT_ID:312328:NO)).
- Marketing of Breast-milk Substitutes: National Implementation of the International Code, status report 2018 (<https://apps.who.int/iris/bitstream/handle/10665/272649/9789241565592-eng.pdf?sequence=1&isAllowed=y>).
- Maternal and newborn, child and adolescent health policy indicators (<https://www.who.int/test/forms/mncah/>).

### Coverage of essential interventions across the continuum of care (%)

- Framework for health information systems and core indicators for monitoring health situation and health system performance 2018. Cairo: WHO Regional Office for the Eastern Mediterranean; 2019.
- Demographic and household survey and multiple indicator cluster survey data extracted from UNICEF Maternal & Newborn Health Coverage Database 2018 (<https://data.unicef.org/topic/maternal-health/newborn-care/>).
- Infant and Young Child Feeding (<https://data.unicef.org/topic/nutrition/infant-and-young-child-feeding/#data>).
- WHO-UNICEF estimates of RotaC coverage ([http://apps.who.int/immunization\\_monitoring/globalsummary/timeseries/tswucov-eragerotac.html](http://apps.who.int/immunization_monitoring/globalsummary/timeseries/tswucov-eragerotac.html)).
- Global Health Observatory data repository ([apps.who.int/gho/data/view.main.1600?lang=en](https://apps.who.int/gho/data/view.main.1600?lang=en)).

### Equity

- Equist- UNICEF (<http://www.equist.info/>).

### Quality of care/health information system/financial protection policies

- Reproductive, Maternal, Newborn, Child, and Adolescent Health Policy Survey 2018. Geneva: WHO; 2018.

### Financing

- The World Bank - DataBank (<https://databank.worldbank.org/data/source/world-development-indicators>).
- Framework for health information systems and core indicators for monitoring health situation and health system performance 2018. Cairo: WHO Regional Office for the Eastern Mediterranean; 2019.