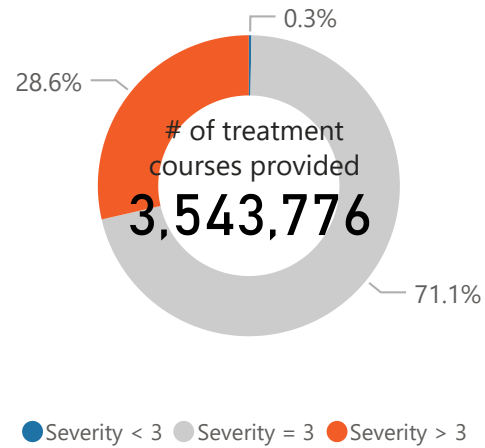
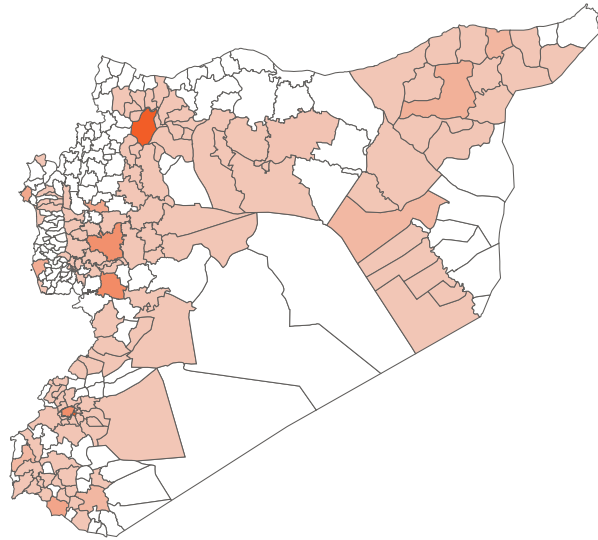
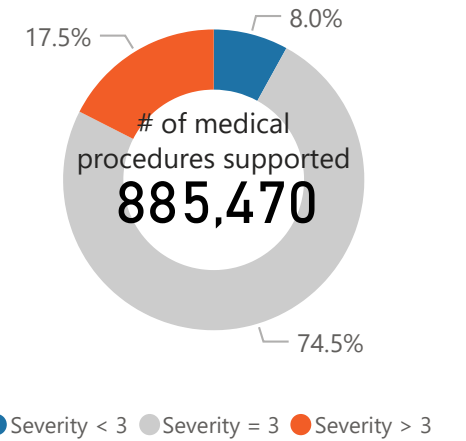
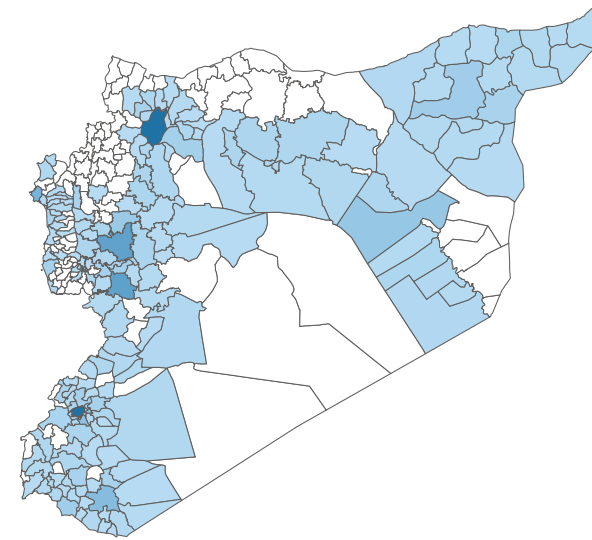


Number of treatment courses provided, at sub district level



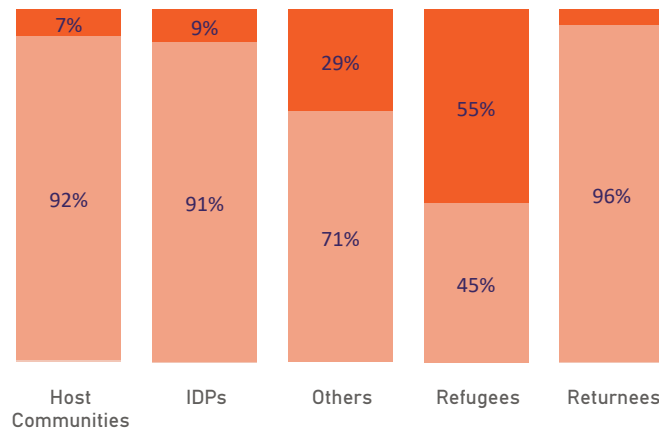
Number of medical procedures supported, at sub district level



Medical procedures

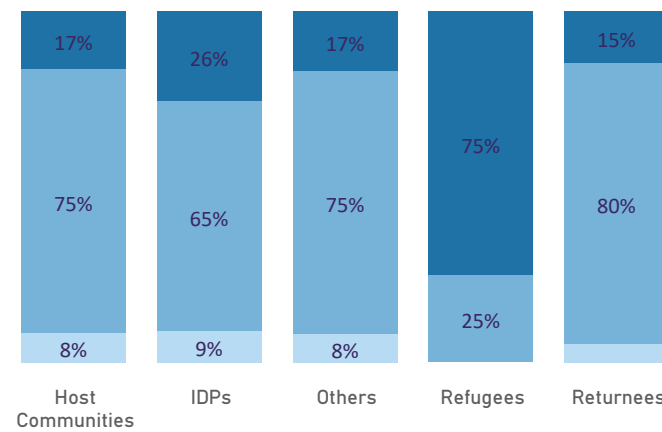


Number of treatment courses provided per beneficiary type and severity scale



● Severity < 3 ● Severity = 3 ● Severity > 3

Number of medical procedures supported per beneficiary type and severity scale



● Severity < 3 ● Severity = 3 ● Severity > 3

Number of reporting organizations

(UN or INGO or NNGO reporting activity into 4Ws)



Number of implementing partners

(All assistance and services implemented by UN or INGO or NNGO or government entity)



The boundaries and names shown and the designations used on this map do not imply the expression of any opinion whatsoever on the part of the World Health Organization concerning the legal status of any country territory, city or area or of its authorities, or concerning the delimitation of its frontiers or boundaries. Dotted and dashed lines on maps represent approximate border lines for which there may not yet be full agreement.

HRP Indicator 2020 logframe (Per Month)	01-January	02-February	03-March	04-April	05-May	06-June	07-July	08-August	09-September	10-October	11-November	2020
1-Medical procedures	1,042,017	1,109,943	1,143,547	761,110	759,574	969,638	937,539	835,635	991,108	1,033,049	885,470	10,468,630
1.1.1 # of outpatient consultations	997,608	1,041,633	1,053,598	699,297	706,703	909,388	883,805	788,373	944,756	972,034	849,490	9,846,685
1.1.3 # of trauma consultations supported	23,433	30,957	54,973	31,518	17,659	15,102	29,263	16,215	18,352	12,359	9,216	259,047
1.1.4 # of mental health consultations supported	10,322	25,014	24,517	20,674	22,675	34,309	14,110	16,150	17,493	35,483	14,054	234,801
1.1.5 # of physical rehabilitation sessions supported	1,517	3,012	1,429	744	2,870	2,162	2,717	6,322	1,550	1,815	2,398	26,536
1.1.6 # of vaginal deliveries attended by a skilled attendant	4,630	4,572	4,088	4,336	4,504	4,090	4,013	4,522	4,357	4,130	4,605	47,847
1.1.7 # of caesarian sections supported	4,004	4,022	3,667	3,806	3,901	3,506	3,404	3,965	3,753	3,514	3,765	41,307
1.1.8 # of cases referred for specialized treatment	503	733	1,275	735	1,262	1,081	227	88	847	3,714	1,942	12,407
2-Treatment courses	753,097	527,791	785,740	408,159	262,015	541,190	1,201,475	445,707	387,396	699,347	3,543,776	9,555,693
2.3.1 # of treatment courses delivered to health facilities by UN Actors	753,097	527,791	785,740	408,159	262,015	541,190	1,201,475	445,707	387,396	699,347	3,543,776	9,555,693
3-Immunization	59,095	66,792	68,736	54,761	51,380	111,923	59,083	57,649	57,385	72,831	83,959	743,594
1.2.1 # of children under the age of 1 received DPT3 or equivalent pentavalent vaccine (national programme)	30,969	32,716	34,736	27,692	23,834	51,226	29,803	30,036	29,270	36,141	39,240	365,663
1.2.2 # of children under the age of 2 received MMR2 vaccine	28,126	34,076	34,000	27,069	27,546	60,697	29,280	27,613	28,115	36,690	44,719	377,931
4-Training	291	1,590	2,054	2,548	1,555	1,160	788	2,029	2,011	1,134	1,652	16,812
3.1.1 # of health staff trained/re-trained on different health topics	174	1,471	2,054	2,548	1,555	1,160	788	2,029	1,958	1,058	1,652	16,447
3.1.2 # community health workers trained/re-trained on different health topics	117	119							53	76		365
5-Others												
3.2.1 # of health facilities refurbished or rehabilitated	16	8	8			11	16		22			81
3.2.2 # of operational mobile medical units, including medical teams	144	137	120	112	120	132	124	138	140	141	133	
3.2.3 # of functional ambulances	101	97	96	96	102	96	96	96	96	99	96	

HRP Indicator 2020 logframe (Per Month)	Aleppo	Al-Hasakeh	Ar-Raqqa	As-Sweida	Damascus	Dar'a	Deir-ez-Zor	Hama	Homs	Idleb	Latakia	Quneitra	Rural Damascus	Tartous	November
1-Medical procedures	134,864	44,212	18,989	44,304	81,826	47,742	41,057	108,484	98,187	12,399	61,537	7,853	168,447	15,569	885,470
1.1.1 # of outpatient consultations	125,337	42,768	18,705	43,362	77,178	45,534	38,796	106,913	93,771	12,399	58,951	6,995	164,431	14,350	849,490
1.1.3 # of trauma consultations supported	1,431	632	277	346	1,886	372	42	585	589		1,845	66	467	678	9,216
1.1.4 # of mental health consultations supported	6,008				825	998	2,003	201	1,516			445	2,058		14,054
1.1.5 # of physical rehabilitation sessions supported	442			171	121	95	40		732		271		526		2,398
1.1.6 # of vaginal deliveries attended by a skilled attendant	810	315	7	245	1,007	475	72	337	323		147	225	398	244	4,605
1.1.7 # of caesarian sections supported	572	178		180	608	268	104	448	320		323	122	345	297	3,765
1.1.8 # of cases referred for specialized treatment	264	319			201				936				222		1,942
2-Treatment courses	519,440	278,974	23,117	105,218	329,092	235,910	103,446	327,763	349,390	217,291	218,794	100,952	550,745	183,644	3,543,776
2.3.1 # of treatment courses delivered to health facilities by UN Actors	519,440	278,974	23,117	105,218	329,092	235,910	103,446	327,763	349,390	217,291	218,794	100,952	550,745	183,644	3,543,776
3-Immunization	14,547	10,405	6,605	1,370	4,852	5,580	9,414	7,927	5,286	237	2,922	825	11,061	2,928	83,959
1.2.1 # of children under the age of 1 received DPT3 or equivalent pentavalent vaccine (national programme)	6,633	5,231	2,918	642	2,340	2,540	4,085	3,872	2,472	128	1,483	298	5,121	1,477	39,240
1.2.2 # of children under the age of 2 received MMR2 vaccine	7,914	5,174	3,687	728	2,512	3,040	5,329	4,055	2,814	109	1,439	527	5,940	1,451	44,719
4-Training	129	22	3	51	690	44	71	159	104	19	111	55	92	102	1,652
3.1.1 # of health staff trained/re-trained on different health topics	129	22	3	51	690	44	71	159	104	19	111	55	92	102	1,652
5-Others															
3.2.2 # of operational mobile medical units, including medical teams	26	14	2	3	5	11	7	18	12	2	5	2	20	6	133
3.2.3 # of functional ambulances	10	2		5	15	7	4	3	18	5	2	3	17	5	96