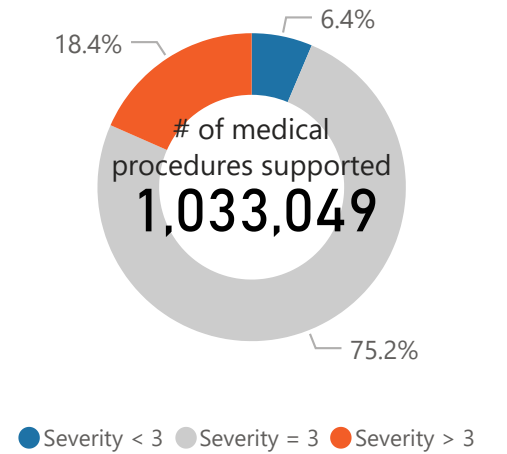
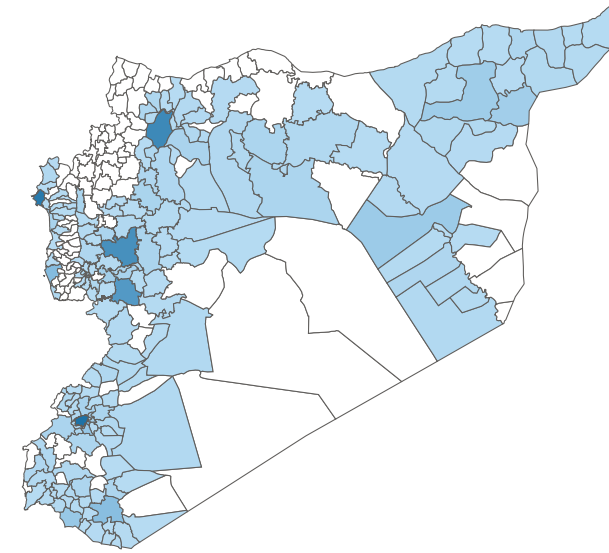
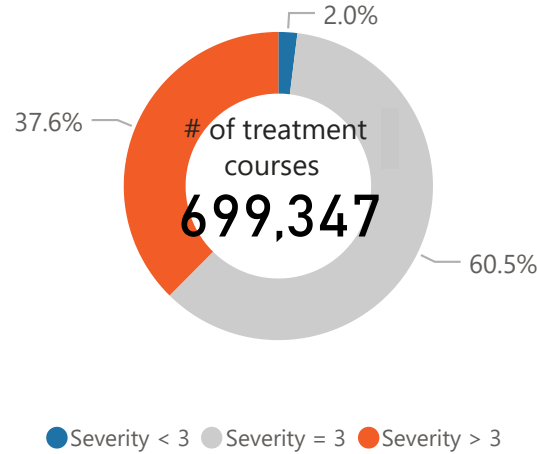
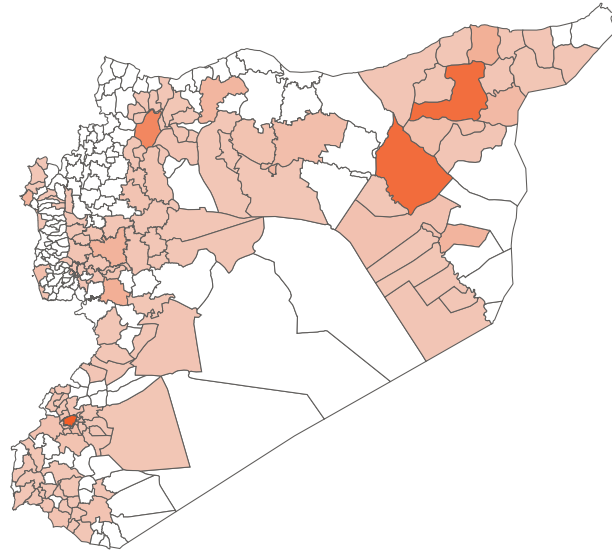
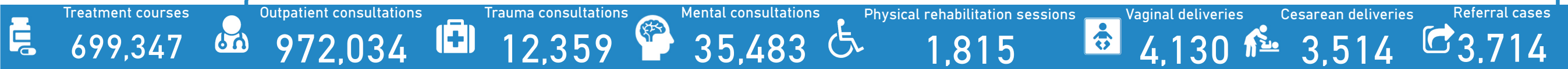


Number of treatment courses provided, at sub district level

Number of medical procedures supported, at sub district level

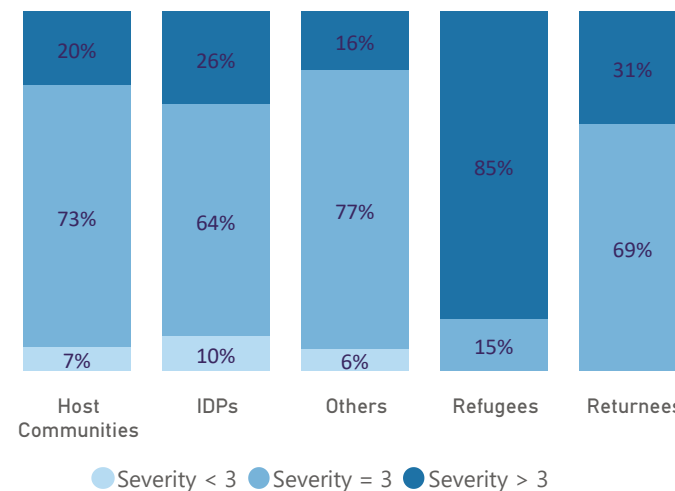
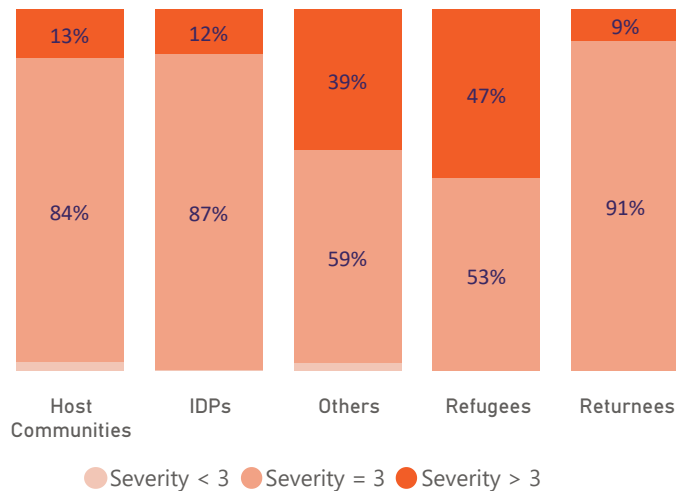


Medical procedures



Number of treatment courses provided per beneficiary type and severity scale

Number of medical procedures supported per beneficiary type and severity scale



Number of reporting organizations

(UN or INGO or NNGO reporting activity into 4Ws)



Number of implementing partners

(All assistance and services implemented by UN or INGO or NNGO or government entity)



The boundaries and names shown and the designations used on this map do not imply the expression of any opinion whatsoever on the part of the World Health Organization concerning the legal status of any country territory, city or area or of its authorities, or concerning the delimitation of its frontiers or boundaries. Dotted and dashed lines on maps represent approximate border lines for which there may not yet be full agreement.

HRP Indicator 2020 logframe (Per Month)	01-January	02-February	03-March	04-April	05-May	06-June	07-July	08-August	09-September	10-October	2020
1-Medical procedures	1,042,017	1,109,943	1,143,547	761,110	759,574	969,638	937,539	835,635	991,108	1,033,049	9,583,160
1.1.1 # of outpatient consultations	997,608	1,041,633	1,053,598	699,297	706,703	909,388	883,805	788,373	944,756	972,034	8,997,195
1.1.3 # of trauma consultations supported	23,433	30,957	54,973	31,518	17,659	15,102	29,263	16,215	18,352	12,359	249,831
1.1.4 # of mental health consultations supported	10,322	25,014	24,517	20,674	22,675	34,309	14,110	16,150	17,493	35,483	220,747
1.1.5 # of physical rehabilitation sessions supported	1,517	3,012	1,429	744	2,870	2,162	2,717	6,322	1,550	1,815	24,138
1.1.6 # of vaginal deliveries attended by a skilled attendant	4,630	4,572	4,088	4,336	4,504	4,090	4,013	4,522	4,357	4,130	43,242
1.1.7 # of caesarian sections supported	4,004	4,022	3,667	3,806	3,901	3,506	3,404	3,965	3,753	3,514	37,542
1.1.8 # of cases referred for specialized treatment	503	733	1,275	735	1,262	1,081	227	88	847	3,714	10,465
2-Treatment courses	753,097	527,791	785,740	408,159	262,015	541,190	1,201,475	445,707	387,396	699,347	6,011,917
1.3.1 # of treatment courses delivered to health facilities by UN Actors	753,097	527,791	785,740	408,159	262,015	541,190	1,201,475	445,707	387,396	699,347	6,011,917
3-Immunization	59,095	66,792	68,736	54,761	51,380	111,923	59,083	57,649	57,385	72,831	659,635
1.2.1 # of children under the age of 1 received DPT3 or equivalent pentavalent vaccine (national programme)	30,969	32,716	34,736	27,692	23,834	51,226	29,803	30,036	29,270	36,141	326,423
1.2.2 # of children under the age of 2 received MMR2 vaccine	28,126	34,076	34,000	27,069	27,546	60,697	29,280	27,613	28,115	36,690	333,212
4-Training	291	1,590	2,054	2,548	1,555	1,160	788	2,029	2,011	1,134	15,160
3.1.1 # of health staff trained/re-trained on different health topics	174	1,471	2,054	2,548	1,555	1,160	788	2,029	1,958	1,058	14,795
3.1.2 # community health workers trained/re-trained on different health topics	117	119							53	76	365
5-Others											
3.2.1 # of health facilities refurbished or rehabilitated	16	8	8			11	16		22		81
3.2.2 # of operational mobile medical units, including medical teams	144	137	120	112	120	132	124	138	140	141	
3.2.3 # of functional ambulances	101	97	96	96	102	96	96	96	96	99	

HRP Indicator 2020 logframe (Per Month)	Aleppo	Al-Hasakeh	Ar-Raqqa	As-Sweida	Damascus	Dar'a	Deir-ez-Zor	Hama	Homs	Idleb	Lattakia	Quneitra	Rural Damascus	Tartous	October
1-Medical procedures	133,296	56,539	23,398	44,513	97,868	47,621	38,351	120,300	113,507	14,795	111,230	10,844	175,615	45,172	1,033,049
1.1.1 # of outpatient consultations	120,138	55,299	22,371	43,729	92,377	45,708	34,778	118,164	108,218	14,795	90,389	9,948	171,914	44,206	972,034
1.1.3 # of trauma consultations supported	2,745	603	1,003	173	2,795	186	421	293	295		3,167	33	246	399	12,359
1.1.4 # of mental health consultations supported	9,479				833	924	2,869	758	1,161		16,989	516	1,954		35,483
1.1.5 # of physical rehabilitation sessions supported	222			186	48	60	107	81	640		215		230	26	1,815
1.1.6 # of vaginal deliveries attended by a skilled attendant	350	306	4	245	993	475	72	351	329		147	225	389	244	4,130
1.1.7 # of caesarian sections supported	256	160	8	180	688	268	104	461	310		323	122	337	297	3,514
1.1.8 # of cases referred for specialized treatment	106	171	12		134			192	2,554				545		3,714
2-Treatment courses	99,324	149,429	36,627	4,756	96,674	10,331	125,795	36,370	44,753	5,582	27,120	988	47,965	13,633	699,347
1.3.1 # of treatment courses delivered to health facilities by UN Actors	99,324	149,429	36,627	4,756	96,674	10,331	125,795	36,370	44,753	5,582	27,120	988	47,965	13,633	699,347
3-Immunization	10,531	7,056	2,697	1,390	3,909	4,860	12,373	6,397	5,985	110	4,578	751	9,247	2,947	72,831
1.2.1 # of children under the age of 1 received DPT3 or equivalent pentavalent vaccine (national programme)	5,133	3,672	1,245	705	1,807	2,355	6,914	3,052	2,882	52	2,230	340	4,324	1,430	36,141
1.2.2 # of children under the age of 2 received MMR2 vaccine	5,398	3,384	1,452	685	2,102	2,505	5,459	3,345	3,103	58	2,348	411	4,923	1,517	36,690
4-Training	91	3	27	36	325	150	48	53	131	1	101	40	87	41	1,134
3.1.1 # of health staff trained/re-trained on different health topics	91	3	27	36	289	150	28	53	131	1	101	20	87	41	1,058
3.1.2 # community health workers trained/re-trained on different health topics					36		20					20			76
5-Others															
3.2.2 # of operational mobile medical units, including medical teams	27	15	2	3	5	11	6	22	12	3	5	3	21	6	141
3.2.3 # of functional ambulances	12	2		5	15	7	4	3	18	6	2	3	17	5	99