



Trauma

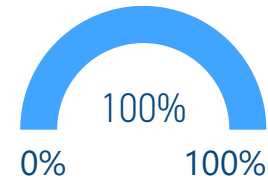
1,796

Truma cases suported **



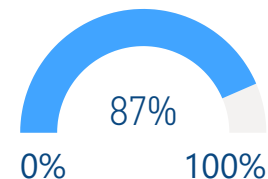
Immunization

DPT3 (under 1 y)



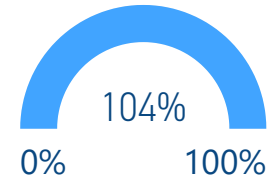
11,831

Measles 2 (1-2 y)



10,295

Polio 3 (under 1 y)



12,264



Nutrition

5

Stabilization centres are treating patients with severe acute malnutrition (SAM)

42

Patients with SAM with medical complications receiving treatment

33

Nutrition surveillance centres

10,981

Children under 5 screened



Mental Health

2,869

Mental health and psychosocial support interventions provided by NGOs

39

Health facilities and community centres providing MHPSS services

104

Schools providing MHPSS services Alerts



Integrated Management of Childhood Illness (IMCI)

19

Working health centers in IMCI

756

IMCI services



New borne care at home (NCH)

20

Health villages working in NCH

324

Home visits

0

Referred mothers and new born to specialized care



Neonatal resuscitation (NR):

2

Hospitals working in NR

477

New born

64

Referred new born to specialized care

*The data in this infographic are for WHO's hub in Damascus only

**Based on public hospital received support from WHO



Primary Health Care

1 DoH

Public PHC facilities/DoH received medical equipment and supplies directly by WHO

10

Rolled out DoH/SARC mobile medical teams/clinics



Health Information

21

Field visits (assessments, supervision, monitoring and evaluation)

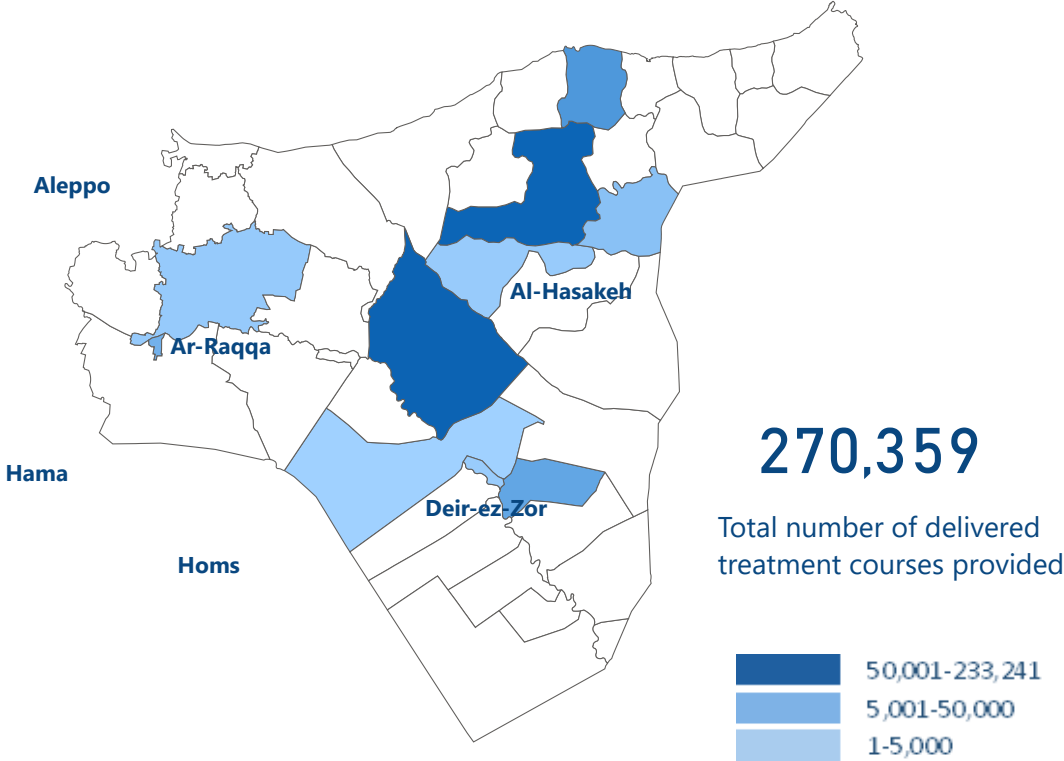


Secondary Health care

9

Hospitals supported directly by WHO with medical equipment and supplies*

Number of treatment courses provided at sub-district level

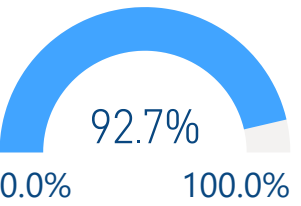


EWARS

343

Sentinel sites

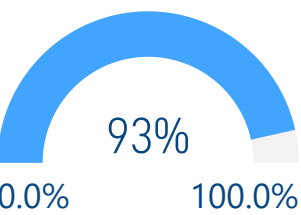
Sentinel sites submitting weekly surveillance reports



Top 5 reported morbidities

- 1-Influenza Like Illness
- 2-Acute Diarrhea
- 3-Suspected Hepatitis (Jaundice)
- 4-Leishmaniasis
- 5-Typhoid Fever

Alerts investigated and responded to in a timely manner



Attacks on Health care

0

Number of Attacks

0

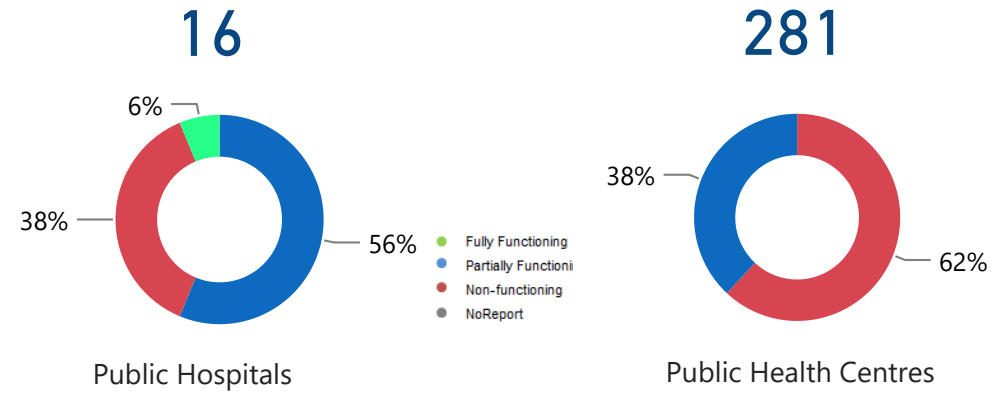
Health workers killed

0

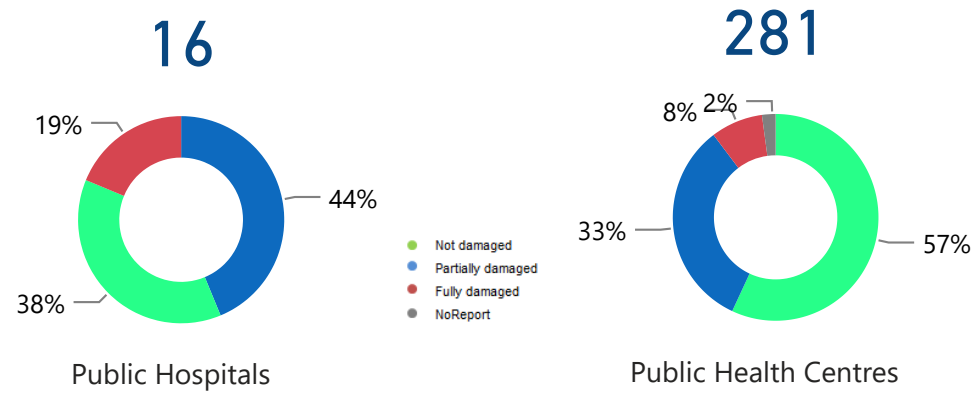
Health workers Injured

*Other undefined hospitals are supported indirectly throughout MoH and MoHE at central level

HeRAMS : Functionality Status



HeRAMS : Level of damage



HeRAMS : Consultations



70,520
Public Hospitals



82,655
Public Health centres



Operations Support and logistic

26

Total number of regular deliveries across the country including IA convoys

52

Total weight (tons) of regular deliveries across the country including IA convoys



Total regular deliveries across the country

Total weight (tons) of supplies delivered **52**

26

Total number of regular deliveries

0

Medicines

1

Equipment

268,400

Total number of treatment courses delivered

51

Kits

0

Non-medical supplies (WASH, Nutrition, and others)



Inter-agency convoys

Total weight (tons) of supplies delivered **0**

0

Total number of IA convoys

0

Medicines

0

Equipment

0

Total number of treatment courses delivered

0

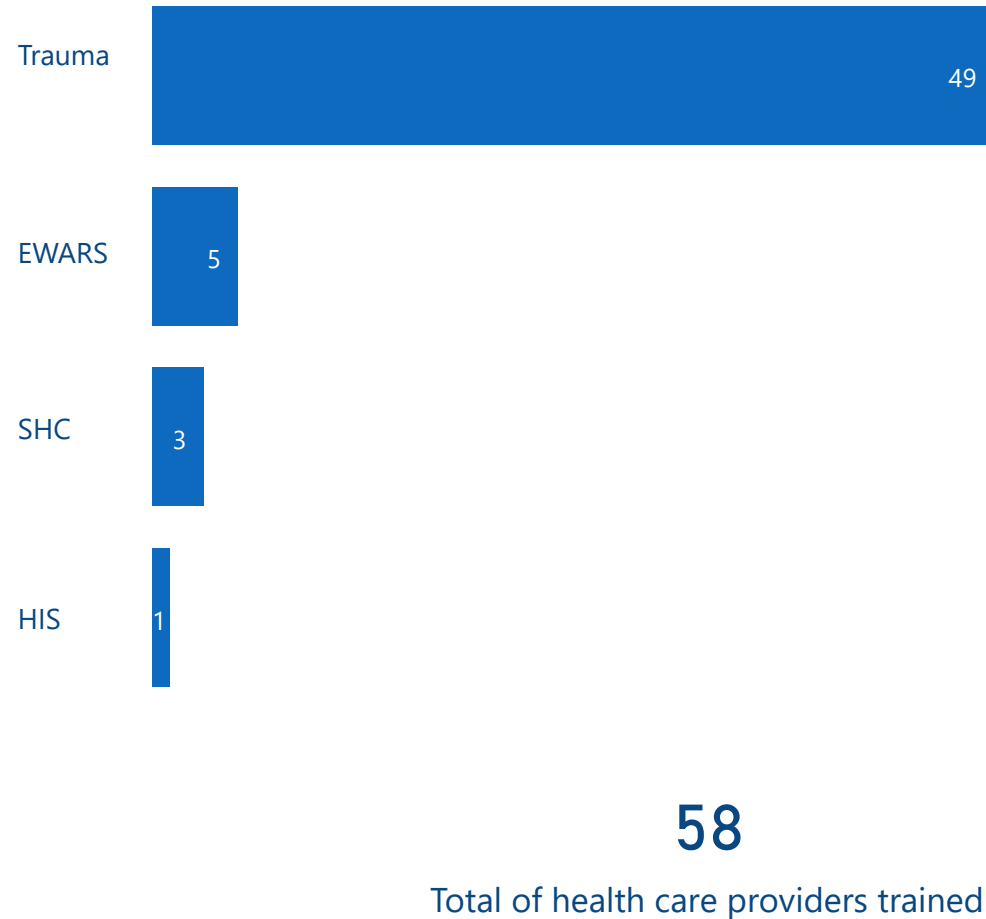
Kits

0

Non-medical supplies (WASH, Nutrition, and others)



Health Care Providers Trained



National NGOs Coordination



3
National NGOs as
implementing partners



10,001
PHC outpatient consultations
provided by WHO partners



1
IDP camps/ settlements
covered by WHO partners



1
Supported PHC centres by
WHO implementing partners



1,959
Treatment courses provided
by national NGOs



0
People with disabilities
assisted by WHO partners



2
Mobile medical teams
rolled out



207
Patients referred for
specialized treatment



0
Beneficiaries from resilience
activities (Quarterly)



3
Static medical points
supported



231
Trauma cases supported by
WHO partners



0
Beneficiaries of raising
awareness activities (Quarterly)