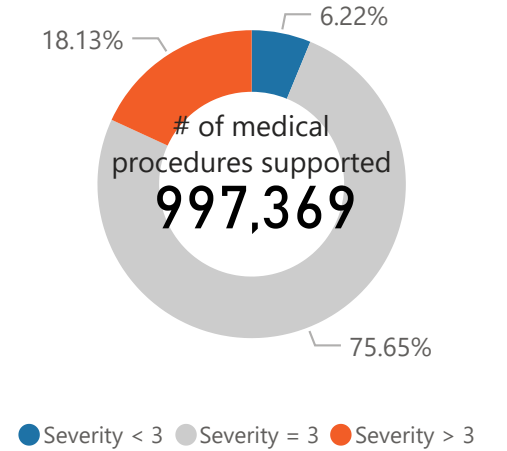
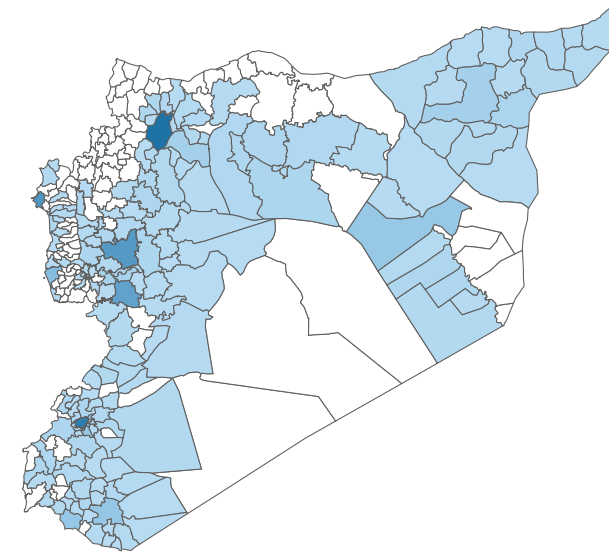
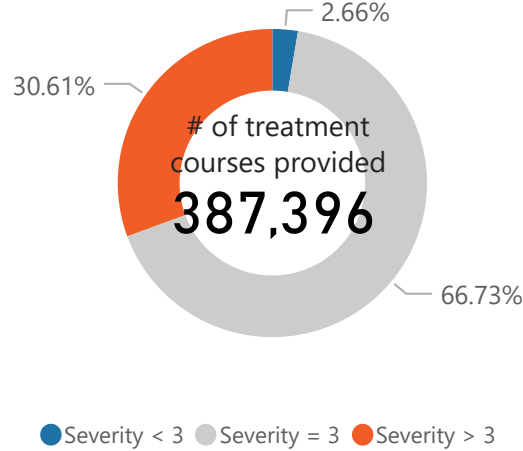
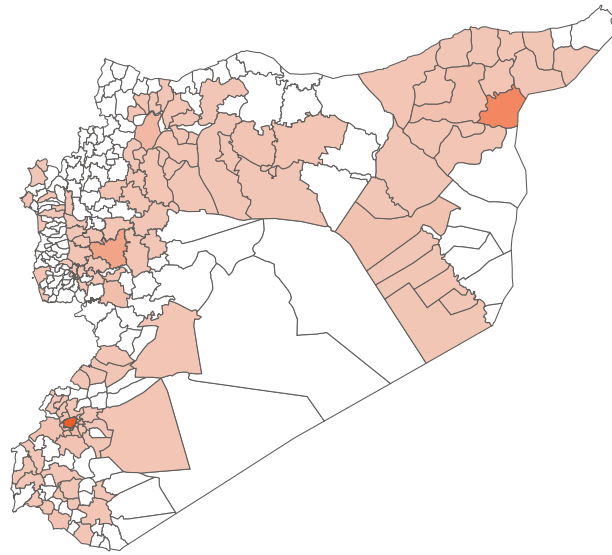
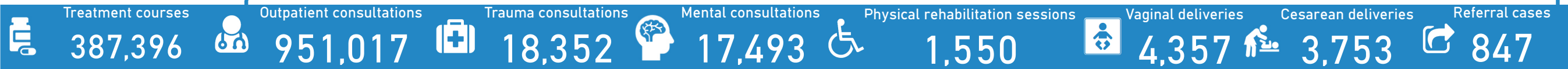


## Number of treatment courses provided, at sub district level

## Number of medical procedures supported, at sub district level

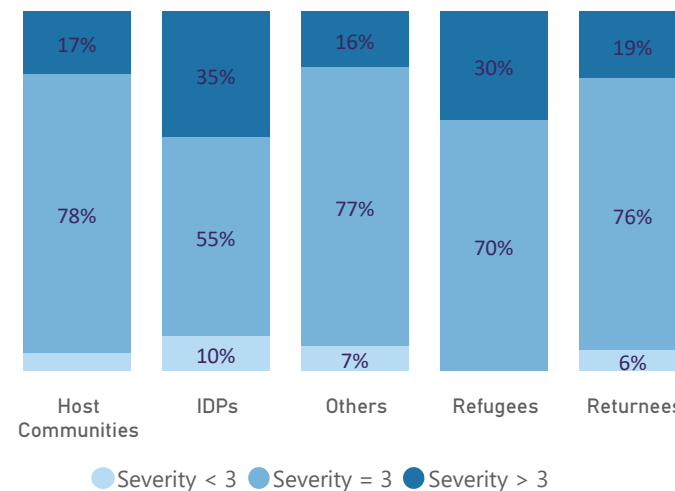
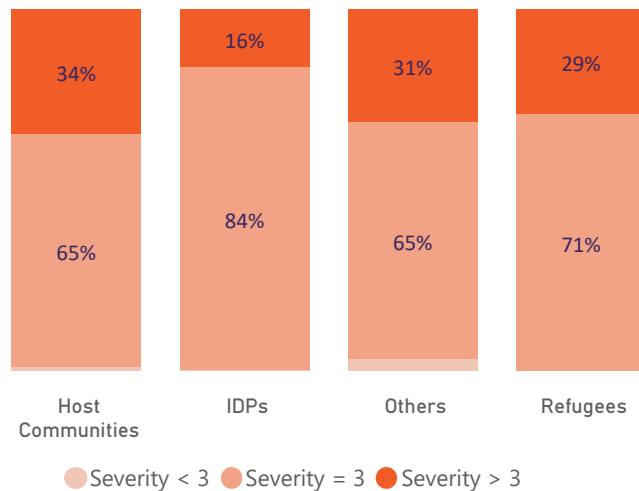


## Medical procedures



Number of treatment courses provided per beneficiary type and severity scale

Number of medical procedures supported per beneficiary type and severity scale



## Number of reporting organizations

(UN or INGO or NNGO reporting activity into 4Ws)



## Number of implementing partners

(All assistance and services implemented by UN or INGO or NNGO or government entity)



The boundaries and names shown and the designations used on this map do not imply the expression of any opinion whatsoever on the part of the World Health Organization concerning the legal status of any country territory, city or area or of its authorities, or concerning the delimitation of its frontiers or boundaries. Dotted and dashed lines on maps represent approximate border lines for which there may not yet be full agreement.

HRP Indicator 2020 logframe (Per Month)	01-January	02-February	03-March	04-April	05-May	06-June	07-July	08-August	09-September	2020
<b>1-Medical procedures</b>	<b>1,048,464</b>	<b>1,119,141</b>	<b>1,143,547</b>	<b>761,110</b>	<b>759,574</b>	<b>969,638</b>	<b>937,539</b>	<b>835,635</b>	<b>997,369</b>	<b>8,572,017</b>
1.1.1 # of outpatient consultations	1,004,055	1,050,831	1,053,598	699,297	706,703	909,388	883,805	788,373	951,017	<b>8,047,067</b>
1.1.3 # of trauma consultations supported	23,433	30,957	54,973	31,518	17,659	15,102	29,263	16,215	18,352	<b>237,472</b>
1.1.4 # of mental health consultations supported	10,322	25,014	24,517	20,674	22,675	34,309	14,110	16,150	17,493	<b>185,264</b>
1.1.5 # of physical rehabilitation sessions supported	1,517	3,012	1,429	744	2,870	2,162	2,717	6,322	1,550	<b>22,323</b>
1.1.6 # of vaginal deliveries attended by a skilled attendant	4,630	4,572	4,088	4,336	4,504	4,090	4,013	4,522	4,357	<b>39,112</b>
1.1.7 # of caesarian sections supported	4,004	4,022	3,667	3,806	3,901	3,506	3,404	3,965	3,753	<b>34,028</b>
1.1.8 # of cases referred for specialized treatment	503	733	1,275	735	1,262	1,081	227	88	847	<b>6,751</b>
<b>2-Treatment courses</b>	<b>753,267</b>	<b>527,948</b>	<b>785,740</b>	<b>408,159</b>	<b>262,015</b>	<b>541,190</b>	<b>1,201,475</b>	<b>445,707</b>	<b>387,396</b>	<b>5,312,897</b>
1.3.1 # of treatment courses delivered to health facilities by UN Actors	753,267	527,948	785,740	408,159	262,015	541,190	1,201,475	445,707	387,396	<b>5,312,897</b>
<b>3-Immunization</b>	<b>59,095</b>	<b>66,792</b>	<b>68,736</b>	<b>54,761</b>	<b>51,380</b>	<b>111,923</b>	<b>59,083</b>	<b>57,649</b>	<b>57,385</b>	<b>586,804</b>
1.2.1 # of children under the age of 1 received DPT3 or equivalent pentavalent vaccine (national programme)	30,969	32,716	34,736	27,692	23,834	51,226	29,803	30,036	29,270	<b>290,282</b>
1.2.2 # of children under the age of 2 received MMR2 vaccine	28,126	34,076	34,000	27,069	27,546	60,697	29,280	27,613	28,115	<b>296,522</b>
<b>4-Training</b>	<b>291</b>	<b>1,590</b>	<b>2,054</b>	<b>2,548</b>	<b>1,555</b>	<b>1,160</b>	<b>788</b>	<b>2,029</b>	<b>2,011</b>	<b>14,026</b>
3.1.1 # of health staff trained/re-trained on different health topics	174	1,471	2,054	2,548	1,555	1,160	788	2,029	1,958	<b>13,737</b>
3.1.2 # community health workers trained/re-trained on different health topics	117	119							53	<b>289</b>
<b>5-Others</b>										
1.1.2 # of Ante-Natal Care (ANC) visits		122	185		475	443	235		142	<b>1,602</b>
3.2.1 # of health facilities refurbished or rehabilitated	116	108	108	100	103	115	120	106	135	
3.2.2 # of operational mobile medical units, including medical teams	144	137	120	112	120	132	124	138	140	
3.2.3 # of functional ambulances	101	97	96	96	102	96	96	96	96	

HRP Indicator 2020 logframe (Per Month)	Aleppo	Al-Hasakeh	Ar-Raqqa	As-Sweida	Damascus	Dar'a	Deir-ez-Zor	Hama	Homs	Idleb	Lattakia	Quneitra	Rural Damascus	Tartous	September
<b>1-Medical procedures</b>	<b>165,532</b>	<b>45,689</b>	<b>22,469</b>	<b>34,433</b>	<b>93,661</b>	<b>51,176</b>	<b>42,894</b>	<b>114,121</b>	<b>109,310</b>	<b>12,441</b>	<b>85,779</b>	<b>10,510</b>	<b>164,084</b>	<b>45,270</b>	<b>997,369</b>
1.1.1 # of outpatient consultations	153,084	44,824	22,045	33,236	87,857	48,628	37,681	109,299	105,798	12,441	81,734	9,874	160,805	43,711	<b>951,017</b>
1.1.3 # of trauma consultations supported	2,683	409	416	519	3,361	967	1,838	878	1,896		3,482	289	596	1,018	<b>18,352</b>
1.1.4 # of mental health consultations supported	8,311				800	764	3,101	2,795					1,722		<b>17,493</b>
1.1.5 # of physical rehabilitation sessions supported	252			253	40	74	98	111	452		93		177		<b>1,550</b>
1.1.6 # of vaginal deliveries attended by a skilled attendant	652	309	8	245	895	475	72	362	335		147	225	388	244	<b>4,357</b>
1.1.7 # of caesarian sections supported	495	147		180	666	268	104	491	313		323	122	347	297	<b>3,753</b>
1.1.8 # of cases referred for specialized treatment	55				42			185	516				49		<b>847</b>
<b>2-Treatment courses</b>	<b>29,749</b>	<b>88,851</b>	<b>7,799</b>	<b>2,293</b>	<b>103,072</b>	<b>9,184</b>	<b>8,705</b>	<b>58,312</b>	<b>18,378</b>	<b>5,680</b>	<b>6,706</b>	<b>587</b>	<b>43,857</b>	<b>4,223</b>	<b>387,396</b>
1.3.1 # of treatment courses delivered to health facilities by UN Actors	29,749	88,851	7,799	2,293	103,072	9,184	8,705	58,312	18,378	5,680	6,706	587	43,857	4,223	<b>387,396</b>
<b>3-Immunization</b>	<b>8,758</b>	<b>7,172</b>	<b>3,070</b>	<b>968</b>	<b>4,304</b>	<b>3,985</b>	<b>1,742</b>	<b>6,239</b>	<b>4,868</b>	<b>102</b>	<b>3,031</b>	<b>726</b>	<b>9,517</b>	<b>2,903</b>	<b>57,385</b>
1.2.1 # of children under the age of 1 received DPT3 or equivalent pentavalent vaccine (national programme)	4,761	3,749	1,322	469	2,220	2,084	940	3,140	2,418	56	1,533	361	4,749	1,468	<b>29,270</b>
1.2.2 # of children under the age of 2 received MMR2 vaccine	3,997	3,423	1,748	499	2,084	1,901	802	3,099	2,450	46	1,498	365	4,768	1,435	<b>28,115</b>
<b>4-Training</b>	<b>94</b>	<b>33</b>	<b>8</b>	<b>60</b>	<b>706</b>	<b>98</b>	<b>87</b>	<b>134</b>	<b>194</b>	<b>3</b>	<b>200</b>	<b>116</b>	<b>137</b>	<b>141</b>	<b>2,011</b>
3.1.1 # of health staff trained/re-trained on different health topics	94	33	8	60	706	75	72	134	194	3	200	101	137	141	<b>1,958</b>
3.1.2 # community health workers trained/re-trained on different health topics						23	15					15			<b>53</b>
<b>5-Others</b>															
1.1.2 # of Ante-Natal Care (ANC) visits	19					10	22		54			17	20		<b>142</b>
3.2.1 # of health facilities refurbished or rehabilitated	25	12	3	3	8	11	10	6	23	2	6	6	18	2	<b>135</b>
3.2.2 # of operational mobile medical units, including medical teams	28	18	2	3	5	10	6	21	12	2	5	2	20	6	<b>140</b>
3.2.3 # of functional ambulances	10	2		5	15	7	4	3	18	5	2	3	17	5	<b>96</b>