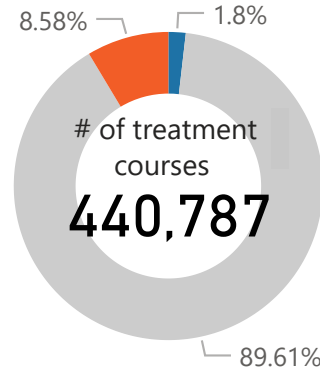
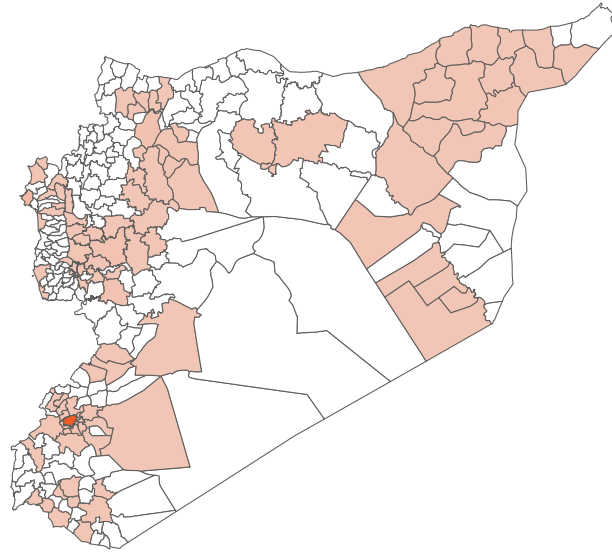
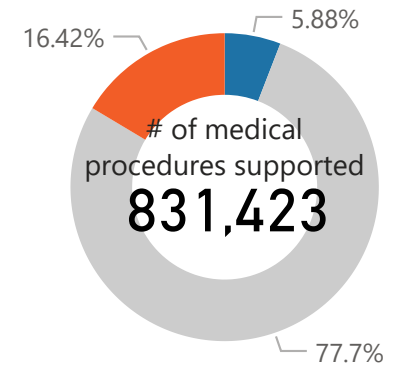
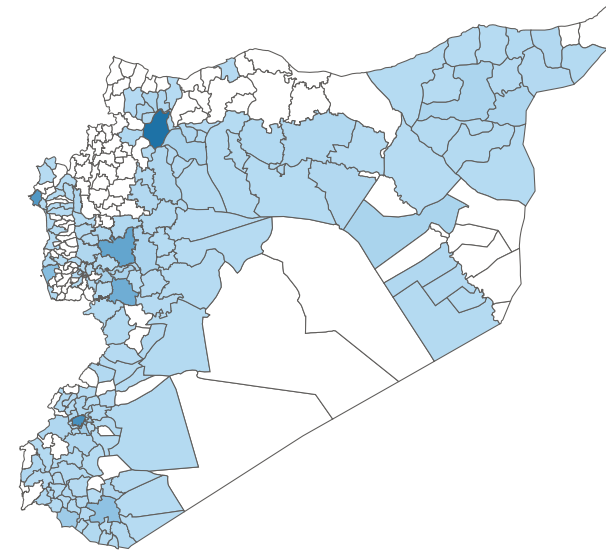


Number of treatment courses provided, at sub district level

Number of medical procedures supported, at sub district level



● Severity < 3 ● Severity = 3 ● Severity > 3



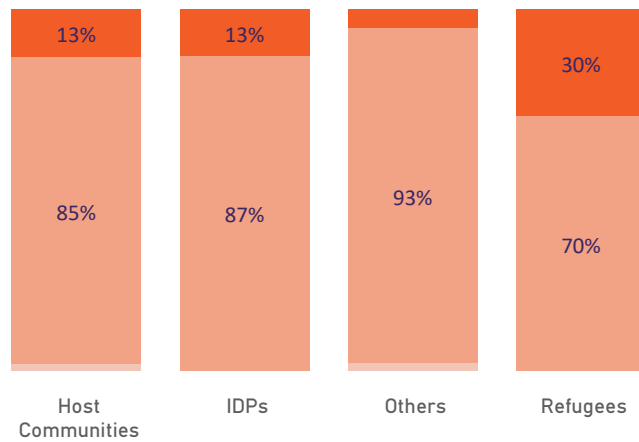
● Severity < 3 ● Severity = 3 ● Severity > 3

Medical procedures

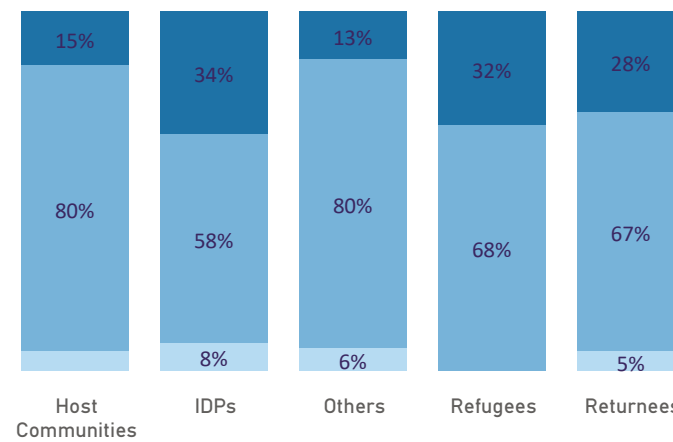


Number of treatment courses provided per beneficiary type and severity scale

Number of medical procedures supported per beneficiary type and severity scale



● Severity < 3 ● Severity = 3 ● Severity > 3



● Severity < 3 ● Severity = 3 ● Severity > 3

Number of reporting organizations

(UN or INGO or NNGO reporting activity into 4Ws)



Number of implementing partners

(All assistance and services implemented by UN or INGO or NNGO or government entity)



The boundaries and names shown and the designations used on this map do not imply the expression of any opinion whatsoever on the part of the World Health Organization concerning the legal status of any country territory, city or area or of its authorities, or concerning the delimitation of its frontiers or boundaries. Dotted and dashed lines on maps represent approximate border lines for which there may not yet be full agreement.

HRP Indicator 2020 logframe (Per Month)	01-January	02-February	03-March	04-April	05-May	06-June	07-July	08-August
1-Medical procedures	1,048,503	1,119,247	1,143,526	761,110	759,802	969,638	943,733	831,423
1.1.1 # of outpatient consultations	1,004,094	1,050,937	1,053,577	699,297	706,931	909,388	889,999	741,224
1.1.3 # of trauma consultations supported	23,433	30,957	54,973	31,518	17,659	15,102	29,263	16,215
1.1.4 # of mental health consultations supported	10,322	25,014	24,517	20,674	22,675	34,309	14,110	16,150
1.1.5 # of physical rehabilitation sessions supported	1,517	3,012	1,429	744	2,870	2,162	2,717	49,259
1.1.6 # of vaginal deliveries attended by a skilled attendant	4,630	4,572	4,088	4,336	4,504	4,090	4,013	4,522
1.1.7 # of caesarian sections supported	4,004	4,022	3,667	3,806	3,901	3,506	3,404	3,965
1.1.8 # of cases referred for specialized treatment	503	733	1,275	735	1,262	1,081	227	88
2-Treatment courses	753,267	527,948	785,740	408,159	262,015	541,190	1,201,475	440,787
1.3.1 # of treatment courses delivered to health facilities by UN Actors	753,267	527,948	785,740	408,159	262,015	541,190	1,201,475	440,787
3-Immunization	59,095	66,792	68,736	54,761	51,380	111,923	59,083	57,649
1.2.1 # of children under the age of 1 received DPT3 or equivalent pentavalent vaccine (national programme)	30,969	32,716	34,736	27,692	23,834	51,226	29,803	30,036
1.2.2 # of children under the age of 2 received MMR2 vaccine	28,126	34,076	34,000	27,069	27,546	60,697	29,280	27,613
4-Training	291	1,590	2,054	2,548	1,555	1,160	788	2,029
3.1.1 # of health staff trained/re-trained on different health topics	174	1,471	2,054	2,548	1,555	1,160	788	2,029
3.1.2 # community health workers trained/re-trained on different health topics	117	119						
5-Others								
1.1.2 # of Ante-Natal Care (ANC) visits		122	185		475	443	235	
3.2.1 # of health facilities refurbished or rehabilitated	117	109	109	101	104	116	121	107
3.2.2 # of operational mobile medical units, including medical teams	144	137	120	112	120	132	124	137
3.2.3 # of functional ambulances	101	97	96	96	102	96	96	96

HRP Indicator 2020 logframe (Per Month)	Aleppo	Al-Hasakeh	Ar-Raqqa	As-Sweida	Damascus	Dar'a	Deir-ez-Zor	Hama	Homs	Idleb	Lattakia	Quneitra	Rural Damascus	Tartous	August
1-Medical procedures	157,528	29,423	13,113	39,946	77,823	42,427	18,111	100,407	96,893	6,022	77,343	6,369	123,405	42,613	831,423
1.1.1 # of outpatient consultations	130,038	28,134	12,834	37,304	70,007	39,025	15,667	93,548	82,111	6,022	70,608	5,956	108,576	41,394	741,224
1.1.3 # of trauma consultations supported	3,602	273	277	346	4,246	372	41	585	589		4,705	66	435	678	16,215
1.1.4 # of mental health consultations supported	12,271				751	197	1,099	903					929		16,150
1.1.5 # of physical rehabilitation sessions supported	9,893	573		1,871	1,290	2,090	1,128	4,586	13,534		1,560		12,734		49,259
1.1.6 # of vaginal deliveries attended by a skilled attendant	949	295	2	245	813	475	72	337	344		147	225	374	244	4,522
1.1.7 # of caesarian sections supported	775	148		180	660	268	104	448	314		323	122	326	297	3,965
1.1.8 # of cases referred for specialized treatment					56				1				31		88
2-Treatment courses	22,487	13,518	6,520	2,270	254,452	9,239	7,668	19,435	14,170	1,772	45,880	405	39,976	2,995	440,787
1.3.1 # of treatment courses delivered to health facilities by UN Actors	22,487	13,518	6,520	2,270	254,452	9,239	7,668	19,435	14,170	1,772	45,880	405	39,976	2,995	440,787
3-Immunization	9,974	4,989	4,128	1,350	3,797	4,689	2,416	6,062	4,885	91	3,384	692	8,108	3,084	57,649
1.2.1 # of children under the age of 1 received DPT3 or equivalent pentavalent vaccine (national programme)	5,265	2,682	1,806	660	2,043	2,349	1,183	3,254	2,490	53	1,826	336	4,480	1,609	30,036
1.2.2 # of children under the age of 2 received MMR2 vaccine	4,709	2,307	2,322	690	1,754	2,340	1,233	2,808	2,395	38	1,558	356	3,628	1,475	27,613
4-Training	166	4	27	80	1,156	59	78	59	75		79	14	200	32	2,029
3.1.1 # of health staff trained/re-trained on different health topics	166	4	27	80	1,156	59	78	59	75		79	14	200	32	2,029
5-Others															
3.2.1 # of health facilities refurbished or rehabilitated	16	12	3	3	8	7	2	6	21		6	4	17	2	107
3.2.2 # of operational mobile medical units, including medical teams	29	18	1	3	5	9	4	20	12	2	5	4	19	6	137
3.2.3 # of functional ambulances	10	2		5	15	7	4	3	18	5	2	3	17	5	96